



# JAKARTA EE

## Jakarta Server Faces

Jakarta Server Faces Team, <https://projects.eclipse.org/projects/ee4j.faces>

3.0, September 23, 2020: Final

# Table of Contents

Copyright .....	2
Eclipse Foundation Specification License .....	2
Disclaimers .....	2
Preface .....	4
Changes between 3.0 and 2.3 .....	4
Backward Compatibility with Previous Versions .....	4
Related Technologies .....	4
Other Jakarta Platform Specifications .....	4
Related Documents and Specifications .....	5
Terminology .....	5
Providing Feedback .....	5
Acknowledgements .....	5
1. Overview .....	8
1.1. Solving Practical Problems of the Web .....	8
1.2. Specification Audience .....	9
1.2.1. Page Authors .....	9
1.2.2. Component Writers .....	9
1.2.3. Application Developers .....	10
1.2.4. Tool Providers .....	11
1.2.5. Jakarta Faces Implementors .....	12
1.3. Introduction to Jakarta Faces APIs .....	12
1.3.1. package <i>jakarta.faces</i> .....	12
1.3.2. package <i>jakarta.faces.application</i> .....	12
1.3.3. package <i>jakarta.faces.component</i> .....	13
1.3.4. package <i>jakarta.faces.component.html</i> .....	13
1.3.5. package <i>jakarta.faces.context</i> .....	13
1.3.6. package <i>jakarta.faces.convert</i> .....	13
1.3.7. package <i>jakarta.faces.el</i> .....	13
1.3.8. package <i>jakarta.faces.flow</i> and <i>jakarta.faces.flow.builder</i> .....	13
1.3.9. package <i>jakarta.faces.lifecycle</i> .....	13
1.3.10. package <i>jakarta.faces.event</i> .....	14
1.3.11. package <i>jakarta.faces.render</i> .....	14
1.3.12. package <i>jakarta.faces.validator</i> .....	14
1.3.13. package <i>jakarta.faces.webapp</i> .....	14
2. Request Processing Lifecycle .....	15
2.1. Request Processing Lifecycle Scenarios .....	16

2.1.1. Non-Faces Request Generates Faces Response	16
2.1.2. Faces Request Generates Faces Response	16
2.1.3. Faces Request Generates Non-Faces Response	17
2.2. Standard Request Processing Lifecycle Phases	18
2.2.1. Restore View	18
2.2.2. Apply Request Values	20
2.2.2.1. Apply Request Values Partial Processing	21
2.2.3. Process Validations	21
2.2.3.1. Partial Validations Partial Processing	22
2.2.4. Update Model Values	22
2.2.4.1. Update Model Values Partial Processing	23
2.2.5. Invoke Application	23
2.2.6. Render Response	23
2.2.6.1. Render Response Partial Processing	25
2.3. Common Event Processing	26
2.4. Common Application Activities	27
2.4.1. Acquire Faces Object References	27
2.4.1.1. Acquire and Configure Lifecycle Reference	27
2.4.1.2. Acquire and Configure FacesContext Reference	27
2.4.2. Create And Configure A New View	28
2.4.2.1. Create A New View	28
2.4.2.2. Configure the Desired RenderKit	28
2.4.2.3. Configure The View's Components	29
2.4.2.4. Store the new View in the FacesContext	29
2.5. Concepts that impact several lifecycle phases	29
2.5.1. Value Handling	29
2.5.1.1. Apply Request Values Phase	30
2.5.1.2. Process Validators Phase	30
2.5.1.3. Executing Validation	30
2.5.1.4. Update Model Values Phase	30
2.5.2. Localization and Internationalization (L10N/I18N)	30
2.5.2.1. Determining the active <i>Locale</i>	31
2.5.2.2. Determining the Character Encoding	31
2.5.2.3. Localized Text	32
2.5.2.4. Localized Application Messages	33
2.5.3. State Management	36
2.5.3.1. State Management Considerations for the Custom Component Author	36
2.5.3.2. State Management Considerations for the Jakarta Faces Implementor	37

2.5.4. Resource Handling	38
2.5.5. View Parameters	39
2.5.6. Bookmarkability	40
2.5.7. Jakarta Bean Validation	40
2.5.8. Ajax	41
2.5.9. Component Behaviors	41
2.5.10. System Events	42
2.6. Resource Handling	43
2.6.1. Packaging Resources	43
2.6.1.1. Packaging Resources into the Web Application Root	43
2.6.1.2. Packaging Resources into the Classpath	43
2.6.1.3. Resource Identifiers	43
2.6.1.4. Libraries of Localized and Versioned Resources	47
2.6.2. Rendering Resources	51
2.6.2.1. Relocatable Resources	51
2.6.2.2. Resource Rendering Using Annotations	52
2.7. Resource Library Contracts	52
3. User Interface Component Model	54
3.1. UIComponent and UIComponentBase	54
3.1.1. Component Identifiers	55
3.1.2. Component Type	55
3.1.3. Component Family	55
3.1.4. ValueExpression properties	56
3.1.5. Component Bindings	56
3.1.6. Client Identifiers	57
3.1.7. Component Tree Manipulation	58
3.1.8. Component Tree Navigation	58
3.1.9. Facet Management	60
3.1.10. Managing Component Behavior	61
3.1.11. Generic Attributes	61
3.1.11.1. Special Attributes	63
3.1.12. Render-Independent Properties	64
3.1.13. Component Specialization Methods	65
3.1.14. Lifecycle Management Methods	66
3.1.15. Utility Methods	67
3.2. Component Behavioral Interfaces	68
3.2.1. ActionSource	68
3.2.1.1. Properties	68

3.2.1.2. Methods	69
3.2.1.3. Events	69
3.2.2. ActionSource2	70
3.2.2.1. Properties	70
3.2.2.2. Methods	70
3.2.2.3. Events	70
3.2.3. NamingContainer	70
3.2.4. StateHolder	71
3.2.4.1. Properties	71
3.2.4.2. Methods	71
3.2.4.3. Events	72
3.2.5. PartialStateHolder	72
3.2.5.1. Properties	72
3.2.5.2. Methods	72
3.2.5.3. Events	73
3.2.6. ValueHolder	73
3.2.6.1. Properties	73
3.2.6.2. Methods	73
3.2.6.3. Events	74
3.2.7. EditableValueHolder	74
3.2.7.1. Properties	74
3.2.7.2. Methods	75
3.2.7.3. Events	75
3.2.8. SystemEventListenerHolder	76
3.2.8.1. Properties	76
3.2.8.2. Methods	76
3.2.8.3. Events	76
3.2.9. ClientBehaviorHolder	76
3.3. Conversion Model	77
3.3.1. Overview	77
3.3.2. Converter	78
3.3.3. Standard Converter Implementations	79
3.4. Event and Listener Model	81
3.4.1. Overview	81
3.4.2. Application Events	82
3.4.2.1. Event Classes	82
3.4.2.2. Listener Classes	83
3.4.2.3. Phase Identifiers	84

3.4.2.4. Listener Registration .....	84
3.4.2.5. Event Queueing .....	85
3.4.2.6. Event Broadcasting .....	85
3.4.3. System Events .....	86
3.4.3.1. Event Classes .....	86
3.4.3.2. Listener Classes .....	87
3.4.3.3. Programmatic Listener Registration .....	87
3.4.3.4. Declarative Listener Registration .....	88
3.4.3.5. Listener Registration By Annotation .....	88
3.4.3.6. Listener Registration By Application Configuration Resources .....	88
3.4.3.7. Event Broadcasting .....	88
3.5. Validation Model .....	89
3.5.1. Overview .....	89
3.5.2. Validator Classes .....	89
3.5.3. Validation Registration .....	89
3.5.4. Validation Processing .....	90
3.5.5. Standard Validator Implementations .....	91
3.5.6. Bean Validation Integration .....	92
3.5.6.1. Bean Validator Activation .....	93
3.5.6.2. Obtaining a ValidatorFactory .....	93
3.5.6.3. Class-Level Validation .....	93
3.5.6.4. Localization of Bean Validation Messages .....	94
3.6. Composite User Interface Components .....	95
3.6.1. Non-normative Background .....	95
3.6.1.1. What does it mean to be a Jakarta Faces User Interface component? .....	96
3.6.1.2. How does one make a custom Jakarta Faces User Interface component? .....	96
3.6.1.3. How does one make a composite component? .....	97
3.6.1.4. A simple composite component example .....	98
3.6.1.5. Walk through of the run-time for the simple composite component example .....	99
3.6.1.6. Composite Component Terms .....	100
3.6.2. Normative Requirements .....	102
3.6.2.1. Composite Component Metadata .....	102
3.7. Component Behavior Model .....	105
3.7.1. Overview .....	105
3.7.2. Behavior Interface .....	105
3.7.3. BehaviorBase .....	105
3.7.4. The Client Behavior Contract .....	106
3.7.5. ClientBehaviorHolder .....	106

3.7.6. ClientBehaviorRenderer	107
3.7.7. ClientBehaviorContext	107
3.7.8. ClientBehaviorHint	107
3.7.9. ClientBehaviorBase	107
3.7.10. Behavior Event / Listener Model	108
3.7.10.1. Event Classes	108
3.7.10.2. Listener Classes	109
3.7.10.3. Listener Registration	109
3.7.11. Ajax Behavior	109
3.7.11.1. AjaxBehavior	109
3.7.11.2. Ajax Behavior Event / Listener Model	110
3.7.12. Adding Behavior To Components	110
3.7.13. Behavior Registration	111
3.7.13.1. XML Registration	111
3.7.13.2. Registration By Annotation	111
4. Standard User Interface Components	113
4.1. Standard User Interface Components	113
4.1.1. UIColumn	114
4.1.1.1. Component Type	114
4.1.1.2. Properties	114
4.1.1.3. Methods	115
4.1.1.4. Events	115
4.1.2. UICommand	115
4.1.2.1. Component Type	115
4.1.2.2. Properties	115
4.1.2.3. Methods	116
4.1.2.4. Events	116
4.1.3. UIData	116
4.1.3.1. Component Type	116
4.1.3.2. Properties	116
4.1.3.3. Methods	118
4.1.3.4. Events	118
4.1.4. UIForm	118
4.1.4.1. Component Type	119
4.1.4.2. Properties	119
4.1.4.3. Methods	119
4.1.4.4. Events	120
4.1.5. UIGraphic	120

4.1.5.1. Component Type	120
4.1.5.2. Properties	120
4.1.5.3. Methods	121
4.1.5.4. Events	121
4.1.6. UIInput	121
4.1.6.1. Component Type	121
4.1.6.2. Properties	121
4.1.6.3. Methods	122
4.1.6.4. Events	123
4.1.7. UIMessage	123
4.1.7.1. Component Type	123
4.1.7.2. Properties	123
4.1.7.3. Methods	124
4.1.7.4. Events	124
4.1.8. UIMessages	124
4.1.8.1. Component Type	124
4.1.8.2. Properties	124
4.1.8.3. Methods	125
4.1.8.4. Events	125
4.1.9. UIOutcomeTarget	125
4.1.9.1. Component Type	125
4.1.9.2. Properties	125
4.1.9.3. Methods	126
4.1.9.4. Events	126
4.1.10. UIOutput	126
4.1.10.1. Component Type	126
4.1.10.2. Properties	126
4.1.10.3. Methods	127
4.1.10.4. Events	127
4.1.11. UIPanel	127
4.1.11.1. Component Type	127
4.1.11.2. Properties	127
4.1.11.3. Methods	127
4.1.11.4. Events	127
4.1.12. UIParameter	127
4.1.12.1. Component Type	127
4.1.12.2. Properties	128
4.1.12.3. Methods	128



4.1.12.4. Events . . . . .	128
4.1.13. UISelectBoolean . . . . .	128
4.1.13.1. Component Type . . . . .	128
4.1.13.2. Properties . . . . .	128
4.1.13.3. Methods . . . . .	129
4.1.13.4. Events . . . . .	129
4.1.14. UISelectedItem . . . . .	129
4.1.14.1. Component Type . . . . .	129
4.1.14.2. Properties . . . . .	129
4.1.14.3. Methods . . . . .	130
4.1.14.4. Events . . . . .	130
4.1.15. UISelectItems . . . . .	130
4.1.15.1. Component Type . . . . .	130
4.1.15.2. Properties . . . . .	130
4.1.15.3. Methods . . . . .	131
4.1.15.4. Events . . . . .	131
4.1.16. UISelectMany . . . . .	131
4.1.16.1. Component Type . . . . .	131
4.1.16.2. Properties . . . . .	131
4.1.16.3. Methods . . . . .	131
4.1.16.4. Events . . . . .	131
4.1.17. UISelectOne . . . . .	132
4.1.17.1. Component Type . . . . .	132
4.1.17.2. Properties . . . . .	132
4.1.17.3. Methods . . . . .	132
4.1.17.4. Events . . . . .	132
4.1.18. UIViewParameter . . . . .	132
4.1.19. UIViewRoot . . . . .	132
4.1.19.1. Component Type . . . . .	132
4.1.19.2. Properties . . . . .	132
4.1.19.3. Methods . . . . .	133
4.1.19.4. Events . . . . .	134
4.1.19.5. Partial Processing . . . . .	135
4.2. Standard UIComponent Model Beans . . . . .	135
4.2.1. DataModel . . . . .	135
4.2.1.1. Properties . . . . .	135
4.2.1.2. Methods . . . . .	136
4.2.1.3. Events . . . . .	136

4.2.1.4. Concrete Implementations .....	136
4.2.2. SelectItem .....	136
4.2.2.1. Properties .....	137
4.2.2.2. Methods .....	137
4.2.2.3. Events .....	137
4.2.3. SelectItemGroup .....	137
4.2.3.1. Properties .....	137
4.2.3.2. Methods .....	138
4.2.3.3. Events .....	138
5. Expression Language and Managed Bean Facility .....	139
5.1. Value Expressions .....	139
5.1.1. Overview .....	139
5.1.2. Value Expression Syntax and Semantics .....	140
5.2. MethodExpressions .....	140
5.2.1. MethodExpression Syntax and Semantics .....	142
5.3. The Managed Bean Facility .....	142
5.3.1. Managed Bean Configuration Example .....	147
5.4. Managed Bean Annotations .....	149
5.4.1. Jakarta Faces Managed Classes and Jakarta EE Annotations .....	149
5.4.2. Managed Bean Lifecycle Annotations .....	151
5.5. How Faces Leverages the Expression Language .....	152
5.5.1. ELContext .....	152
5.5.1.1. Lifetime, Ownership and Cardinality .....	152
5.5.1.2. Properties .....	152
5.5.1.3. Methods .....	153
5.5.1.4. Events .....	153
5.5.2. ELResolver .....	153
5.5.2.1. Lifetime, Ownership, and Cardinality .....	154
5.5.2.2. Properties .....	154
5.5.2.3. Methods .....	154
5.5.2.4. Events .....	154
5.5.3. ExpressionFactory .....	154
5.5.3.1. Lifetime, Ownership, and Cardinality .....	155
5.5.3.2. Properties .....	155
5.5.3.3. Methods .....	155
5.5.3.4. Events .....	155
5.6. ELResolver Instances Provided by Faces .....	155
5.6.1. Faces ELResolver for Jakarta Server Pages Pages .....	156

5.6.1.1. Faces Implicit Object ELResolver For Jakarta Server Pages .....	157
5.6.1.2. ManagedBean ELResolver .....	158
5.6.1.3. Resource ELResolver .....	160
5.6.1.4. ResourceBundle ELResolver for Jakarta Server Pages Pages .....	160
5.6.1.5. ELResolvers in the application configuration resources .....	162
5.6.1.6. VariableResolver Chain Wrapper .....	162
5.6.1.7. PropertyResolver Chain Wrapper .....	163
5.6.1.8. ELResolvers from Application.addELResolver() .....	164
5.6.2. ELResolver for Facelets and Programmatic Access .....	164
5.6.2.1. Implicit Object ELResolver for Facelets and Programmatic Access .....	165
5.6.2.2. Composite Component Attributes ELResolver .....	170
5.6.2.3. The CompositeELResolver .....	171
5.6.2.4. ManagedBean ELResolver .....	171
5.6.2.5. Resource ELResolver .....	171
5.6.2.6. el.ResourceBundleELResolver .....	172
5.6.2.7. ResourceBundle ELResolver for Programmatic Access .....	173
5.6.2.8. Stream, StaticField, Map, List, Array, and Bean ELResolvers .....	173
5.6.2.9. ScopedAttribute ELResolver .....	173
5.6.3. CDI for Expression Language Resolution .....	175
5.7. Current Expression Evaluation APIs .....	175
5.7.1. ELResolver .....	175
5.7.2. ValueExpression .....	175
5.7.3. MethodExpression .....	176
5.7.4. Expression Evaluation Exceptions .....	176
5.8. Deprecated Expression Evaluation APIs .....	176
5.8.1. VariableResolver and the Default VariableResolver .....	176
5.8.2. PropertyResolver and the Default PropertyResolver .....	176
5.8.3. ValueBinding .....	177
5.8.4. MethodBinding .....	178
5.8.5. Expression Evaluation Exceptions .....	178
5.9. CDI Integration .....	178
5.9.1. Jakarta Faces Objects Valid for @Inject Injection .....	179
5.9.2. Expression Language Resolution .....	179
6. Per-Request State Information .....	181
6.1. FacesContext .....	181
6.1.1. Application .....	181
6.1.2. Attributes .....	181
6.1.3. ELContext .....	181

6.1.4. ExternalContext	182
6.1.4.1. Flash	183
6.1.5. ViewRoot	184
6.1.6. Message Queue	184
6.1.7. RenderKit	184
6.1.8. ResponseStream and ResponseWriter	185
6.1.9. Flow Control Methods	185
6.1.10. Partial Processing Methods	186
6.1.11. Partial View Context	186
6.1.12. Access To The Current FacesContext Instance	186
6.1.13. CurrentPhaseId	187
6.1.14. ExceptionHandler	187
6.2. ExceptionHandler	187
6.2.1. Default ExceptionHandler implementation	188
6.2.2. Backwards Compatible ExceptionHandler	189
6.2.3. Default Error Page	190
6.3. FacesMessage	190
6.4. ResponseStream	191
6.5. ResponseWriter	191
6.6. FacesContextFactory	193
6.7. ExceptionHandlerFactory	194
6.8. ExternalContextFactory	194
7. Application Integration	196
7.1. Application	196
7.1.1. ActionListener Property	196
7.1.2. DefaultRenderKitId Property	197
7.1.3. FlowHandler Property	197
7.1.4. NavigationHandler Property	198
7.1.5. StateManager Property	198
7.1.6. ELResolver Property	198
7.1.7. ELContextListener Property	198
7.1.8. ViewHandler Property	199
7.1.9. ProjectStage Property	199
7.1.10. Acquiring ExpressionFactory Instance	199
7.1.11. Programmatically Evaluating Expressions	199
7.1.12. Object Factories	200
7.1.12.1. Default Validator Ids	201
7.1.13. Internationalization Support	202

7.1.14. System Event Methods .....	202
7.1.14.1. Subscribing to system events .....	202
7.1.14.2. Unsubscribing from system events .....	203
7.2. ApplicationFactory .....	203
7.3. Application Actions .....	204
7.4. NavigationHandler .....	204
7.4.1. Overview .....	204
7.4.2. Default NavigationHandler Algorithm .....	206
7.4.2.1. Requirements for Explicit Navigation in Faces Flow Call Nodes other than ViewNodes	211
7.4.2.2. Requirements for Entering a Flow .....	211
7.4.2.3. Requirements for Exiting a Flow .....	212
7.4.2.4. Requirements for Calling A Flow from the Current Flow .....	212
7.4.3. Example NavigationHandler Configuration .....	212
7.5. FlowHandler .....	217
7.5.1. Non-normative example .....	218
7.5.2. Non-normative Feature Overview .....	220
7.6. ViewHandler .....	220
7.6.1. Overview .....	220
7.6.2. Default ViewHandler Implementation .....	223
7.6.2.1. ViewHandler Methods that Derive Information From the Incoming Request .....	223
7.6.2.2. ViewHandler Methods that are Called to Fill a Specific Role in the Lifecycle .....	225
7.6.2.3. ViewHandler Methods Relating to Navigation .....	226
7.6.2.4. ViewHandler Methods that relate to View Protection .....	228
7.7. ViewDeclarationLanguage .....	229
7.7.1. ViewDeclarationLanguageFactory .....	229
7.7.2. Default ViewDeclarationLanguage Implementation .....	229
7.7.2.1. ViewDeclarationLanguage.createView() .....	229
7.7.2.2. ViewDeclarationLanguage.calculateResourceLibraryContracts() .....	230
7.7.2.3. ViewDeclarationLanguage.buildView() .....	231
7.7.2.4. ViewDeclarationLanguage.getComponentMetadata() .....	231
7.7.2.5. ViewDeclarationLanguage.getViewMetadata() and getViewParameters() .....	232
7.7.2.6. ViewDeclarationLanguage.getScriptComponentResource() .....	233
7.7.2.7. ViewDeclarationLanguage.renderView() .....	233
7.7.2.8. ViewDeclarationLanguage.restoreView() .....	234
7.8. StateManager .....	235
7.8.1. Overview .....	235
7.8.1.1. Stateless Views .....	236
7.8.2. State Saving Alternatives and Implications .....	236

7.8.3. State Saving Methods	237
7.8.4. State Restoring Methods	237
7.8.5. Convenience Methods	238
7.9. ResourceHandler	238
7.10. Deprecated APIs	238
7.10.1. PropertyResolver Property	238
7.10.2. VariableResolver Property	239
7.10.3. Acquiring ValueBinding Instances	239
7.10.4. Acquiring MethodBinding Instances	239
7.10.5. Object Factories	240
7.10.6. StateManager	240
7.10.7. ResponseStateManager	241
8. Rendering Model	243
8.1. RenderKit	243
8.2. Renderer	245
8.3. ClientBehaviorRenderer	246
8.3.1. ClientBehaviorRenderer Registration	246
8.4. ResponseStateManager	247
8.5. RenderKitFactory	248
8.6. Standard HTML RenderKit Implementation	249
8.7. The Concrete HTML Component Classes	249
9. Integration with Jakarta Server Pages	251
9.1. UIComponent Custom Actions	251
9.2. Using UIComponent Custom Actions in Jakarta Server Pages Pages	253
9.2.1. Declaring the Tag Libraries	253
9.2.2. Including Components in a Page	253
9.2.3. Creating Components and Overriding Attributes	254
9.2.4. Deleting Components on Redisplay	255
9.2.5. Representing Component Hierarchies	255
9.2.6. Registering Converters, Event Listeners, and Validators	256
9.2.7. Using Facets	256
9.2.8. Interoperability with Jakarta Server Pages Template Text and Other Tag Libraries	257
9.2.9. Composing Pages from Multiple Sources	258
9.3. UIComponent Custom Action Implementation Requirements	258
9.3.1. Considerations for Custom Actions written for pre-Jakarta Faces JSF 1.1 and 1.0	261
9.3.1.1. Past and Present Tag constraints	261
9.3.1.2. Faces 1.0 and 1.1 Taglib migration story	262
9.4. Jakarta Faces Core Tag Library	262

9.4.1. <f:actionListener>	264
9.4.1.1. Syntax	264
9.4.1.2. Body Content	264
9.4.1.3. Attributes	264
9.4.1.4. Constraints	264
9.4.1.5. Description	264
9.4.2. <f:attribute>	265
9.4.2.1. Syntax	265
9.4.2.2. Body Content	265
9.4.2.3. Attributes	265
9.4.2.4. Constraints	265
9.4.2.5. Description	265
9.4.3. <f:convertDateTime>	266
9.4.3.1. Syntax	266
9.4.3.2. Body Content	266
9.4.3.3. Attributes	266
9.4.3.4. Constraints	267
9.4.3.5. Description	268
9.4.4. <f:convertNumber>	269
9.4.4.1. Syntax	269
9.4.4.2. Body Content	269
9.4.4.3. Attributes	269
9.4.4.4. Constraints	270
9.4.4.5. Description	270
9.4.5. <f:converter>	271
9.4.5.1. Syntax	271
9.4.5.2. Body Content	271
9.4.5.3. Attributes	271
9.4.5.4. Constraints	271
9.4.5.5. Description	272
9.4.6. <f:facet>	272
9.4.6.1. Syntax	272
9.4.6.2. Body Content	272
9.4.6.3. Attributes	272
9.4.6.4. Constraints	272
9.4.6.5. Description	273
9.4.7. <f:loadBundle>	273
9.4.7.1. Syntax	273

9.4.7.2. Body Content	273
9.4.7.3. Attributes	273
9.4.7.4. Constraints	273
9.4.7.5. Description	273
9.4.8. <f:param>	274
9.4.8.1. Syntax	274
9.4.8.2. Body Content	274
9.4.8.3. Attributes	274
9.4.8.4. Constraints	274
9.4.8.5. Description	274
9.4.9. <f:phaseListener>	275
9.4.9.1. Syntax	275
9.4.9.2. Body Content	275
9.4.9.3. Attributes	275
9.4.9.4. Constraints	275
9.4.9.5. Description	275
9.4.10. <f:selectItem>	276
9.4.10.1. Syntax	276
9.4.10.2. Body Content	276
9.4.10.3. Attributes	276
9.4.10.4. Constraints	277
9.4.10.5. Description	277
9.4.11. <f:selectItems>	277
9.4.11.1. Syntax	277
9.4.11.2. Body Content	278
9.4.11.3. Attributes	278
9.4.11.4. Constraints	278
9.4.11.5. Description	278
9.4.12. <f:setPropertyActionListener>	279
9.4.12.1. Syntax	279
9.4.12.2. Body Content	279
9.4.12.3. Attributes	279
9.4.12.4. Constraints	279
9.4.12.5. Description	280
9.4.13. <f:subview>	280
9.4.13.1. Syntax	280
9.4.13.2. Body Content	280
9.4.13.3. Attributes	280



9.4.13.4. Constraints	281
9.4.13.5. Description	281
9.4.14. <f:validateDoubleRange>	283
9.4.14.1. Syntax	283
9.4.14.2. Body Content	283
9.4.14.3. Attributes	283
9.4.14.4. Constraints	283
9.4.14.5. Description	284
9.4.15. <f:validateLength>	284
9.4.15.1. Syntax	284
9.4.15.2. Body Content	285
9.4.15.3. Attributes	285
9.4.15.4. Constraints	285
9.4.15.5. Description	285
9.4.16. <f:validateRegex>	286
9.4.16.1. Syntax	286
9.4.16.2. Body Content	286
9.4.16.3. Attributes	286
9.4.16.4. Constraints	286
9.4.16.5. Description	286
9.4.17. <f:validateLongRange>	287
9.4.17.1. Syntax	287
9.4.17.2. Body Content	287
9.4.17.3. Attributes	287
9.4.17.4. Constraints	288
9.4.17.5. Description	288
9.4.18. <f:validator>	289
9.4.18.1. Syntax	289
9.4.18.2. Body Content	289
9.4.18.3. Attributes	289
9.4.18.4. Constraints	289
9.4.18.5. Description	289
9.4.19. <f:valueChangeListener>	290
9.4.19.1. Syntax	290
9.4.19.2. Body Content	290
9.4.19.3. Attributes	290
9.4.19.4. Constraints	290
9.4.19.5. Description	291

9.4.20. <f:verbatim> .....	291
9.4.20.1. Syntax .....	291
9.4.20.2. Body Content .....	291
9.4.20.3. Attributes .....	291
9.4.20.4. Constraints .....	292
9.4.20.5. Description .....	292
9.4.21. <f:view> .....	292
9.4.21.1. Syntax .....	292
9.4.21.2. Body Content .....	292
9.4.21.3. Attributes .....	292
9.4.21.4. Constraints .....	293
9.4.21.5. Description .....	293
9.5. Standard HTML RenderKit Tag Library .....	294
10. Facelets and its use in Web Applications .....	297
10.1. Non-normative Background .....	297
10.1.1. Differences between Jakarta Server Pages and Facelets .....	297
10.1.2. Differences between Pre JSF 2.0 Facelets and Facelets in Jakarta Faces .....	298
10.1.3. Resource Library Contracts Background .....	299
10.1.3.1. Non-normative Example .....	299
10.1.3.2. Non-normative Feature Overview .....	302
10.1.4. HTML5 Friendly Markup .....	303
10.1.4.1. Non-normative Feature Overview .....	303
10.2. Java Programming Language Specification for Facelets in Jakarta Faces .....	305
10.2.1. Specification of the ViewDeclarationLanguage Implementation for Facelets for Jakarta Faces .....	306
10.3. XHTML Specification for Facelets for Jakarta Faces .....	308
10.3.1. General Requirements .....	308
10.3.1.1. DOCTYPE and XML Declaration .....	308
10.3.2. Facelet Tag Library mechanism .....	308
10.3.3. Requirements specific to composite components .....	310
10.3.3.1. Declaring a composite component library for use in a Facelet page .....	310
10.3.3.2. Creating an instance of a <i>top level component</i> .....	311
10.3.3.3. Populating a <i>top level component</i> instance with children .....	311
10.4. Standard Facelet Tag Libraries .....	313
10.4.1. Jakarta Faces Core Tag Library .....	313
10.4.1.1. <f:ajax> .....	313
10.4.1.2. <f:event> .....	317
10.4.1.3. <f:metadata> .....	318

10.4.1.4. <f:validateBean> .....	318
10.4.1.5. <f:validateRequired> .....	320
10.4.1.6. <f:validateWholeBean> .....	321
10.4.1.7. <f:websocket> .....	322
10.4.2. Standard HTML RenderKit Tag Library .....	331
10.4.3. Facelet Templating Tag Library .....	332
10.4.4. Composite Component Tag Library .....	332
10.4.5. JSTL Core and Function Tag Libraries .....	332
10.5. Assertions relating to the construction of the view .....	332
11. Using Jakarta Faces in Web Applications .....	333
11.1. Web Application Deployment Descriptor .....	333
11.1.1. Servlet Definition .....	333
11.1.2. Servlet Mapping .....	334
11.1.3. Application Configuration Parameters .....	334
11.2. Included Classes and Resources .....	339
11.2.1. Application-Specific Classes and Resources .....	339
11.2.2. Servlet and Jakarta Server Pages API Classes (jakarta.servlet.*) .....	339
11.2.3. Jakarta Server Pages Standard Tag Library (JSTL) API Classes (jakarta.servlet.jsp.jstl.*) .....	339
11.2.4. Jakarta Server Pages Standard Tag Library (JSTL) Implementation Classes .....	340
11.2.5. Jakarta Server Faces API Classes (jakarta.faces.*) .....	340
11.2.6. Jakarta Server Faces Implementation Classes .....	340
11.2.6.1. FactoryFinder .....	340
11.2.6.2. FacesServlet .....	341
11.2.6.3. UIComponentELTag .....	342
11.2.6.4. FacetTag .....	343
11.2.6.5. ValidatorTag .....	343
11.3. Deprecated APIs in the webapp package .....	343
11.3.1. <i>AttributeTag</i> .....	343
11.3.2. <i>ConverterTag</i> .....	343
11.3.3. <i>UIComponentBodyTag</i> .....	343
11.3.4. <i>UIComponentTag</i> .....	343
11.3.5. <i>ValidatorTag</i> .....	343
11.4. Application Configuration Resources .....	344
11.4.1. Overview .....	344
11.4.2. Application Startup Behavior .....	344
11.4.2.1. Resource Library Contracts .....	345
11.4.3. Faces Flows .....	346
11.4.3.1. Defining Flows .....	347

11.4.3.2. Packaging Faces Flows in JAR Files . . . . .	347
11.4.3.3. Packaging Flows in Directories . . . . .	347
11.4.4. Application Shutdown Behavior . . . . .	348
11.4.5. Application Configuration Resource Format . . . . .	348
11.4.6. Configuration Impact on Jakarta Faces Runtime . . . . .	350
11.4.7. Delegating Implementation Support . . . . .	353
11.4.8. Ordering of Artifacts . . . . .	356
11.4.9. Example Application Configuration Resource . . . . .	361
11.5. Annotations that correspond to and may take the place of entries in the Application Configuration Resources . . . . .	363
11.5.1. Requirements for scanning of classes for annotations . . . . .	363
12. Lifecycle Management . . . . .	364
12.1. Lifecycle . . . . .	364
12.2. PhaseEvent . . . . .	365
12.3. PhaseListener . . . . .	365
12.4. LifecycleFactory . . . . .	368
13. Ajax Integration . . . . .	369
13.1. JavaScript Resource . . . . .	369
13.1.1. JavaScript Resource Loading . . . . .	369
13.1.1.1. The Annotation Approach . . . . .	369
13.1.1.2. The Resource API Approach . . . . .	369
13.1.1.3. The Page Declaration Language Approach . . . . .	370
13.2. JavaScript Namespacing . . . . .	371
13.3. Ajax Interaction . . . . .	371
13.3.1. Sending an Ajax Request . . . . .	371
13.3.2. Ajax Request Queueing . . . . .	372
13.3.3. Request Callback Function . . . . .	372
13.3.4. Receiving The Ajax Response . . . . .	372
13.3.5. Monitoring Events On The Client . . . . .	373
13.3.5.1. Monitoring Events For An Ajax Request . . . . .	373
13.3.5.2. Monitoring Events For All Ajax Requests . . . . .	373
13.3.5.3. Sending Events . . . . .	373
13.3.6. Handling Errors On the Client . . . . .	373
13.3.6.1. Handling Errors For An Ajax Request . . . . .	374
13.3.6.2. Handling Errors For All Ajax Requests . . . . .	374
13.3.6.3. Signaling Errors . . . . .	374
13.3.7. Handling Errors On The Server . . . . .	374
13.4. Partial View Traversal . . . . .	375

13.4.1. Partial Traversal Strategy .....	376
13.4.2. Partial View Processing .....	376
13.4.3. Partial View Rendering .....	376
13.4.4. Sending The Response to The Client .....	377
13.4.4.1. Writing The Partial Response .....	377
14. JavaScript API .....	378
14.1. Collecting and Encoding View State .....	378
14.1.1. Use Case .....	378
14.2. Initiating an Ajax Request .....	378
14.2.1. Usage .....	379
14.2.2. Keywords .....	379
14.2.3. Default Values .....	380
14.2.4. Request Sending Specifics .....	380
14.2.5. Use Case .....	381
14.3. Processing The Ajax Response .....	381
14.4. Registering Callback Functions .....	381
14.4.1. Request/Response Event Handling .....	382
14.4.1.1. Use Case .....	382
14.4.2. Error Handling .....	383
14.4.2.1. Use Case .....	383
14.5. Determining An Application's Project Stage .....	384
14.5.1. Use Case .....	384
14.6. Script Chaining .....	384
Appendix A: Jakarta Faces Metadata .....	385
A.1. Required Handling of <i>*-extension</i> elements in the application configuration resources files ..	385
A.1.1. <i>faces-config-extension</i> handling .....	385
A.1.1.1. The <i>facelets-processing</i> element .....	385
A.2. XML Schema Definition For Facelet Taglib .....	387
A.2.1. Deprecated DTD for Facelet Taglibraries Used by Versions of Facelets Prior to pre-Jakarta Faces JSF 2.0 .....	388
A.3. XML Schema Definition for Composite Components .....	388
Appendix B: Change Log .....	394
B.1. Changes between 2.2 and 2.3 .....	394
B.1.1. Big Ticket Features .....	394
B.1.2. Other Features, by Functional Area .....	395
B.1.2.1. Components/Renderers .....	395
B.1.2.2. Lifecycle .....	396
B.1.2.3. Platform Integration .....	397

B.1.2.4. Facelets/VDL .....	397
B.1.2.5. Spec Clarifications .....	397
B.1.2.6. Resources .....	398
B.1.2.7. Expression Language .....	398
B.1.2.8. Configuration and Bootstrapping .....	398
B.1.2.9. Miscellaneous .....	398
B.1.3. Backward Compatibility with Previous Versions .....	399
B.1.4. Breakages in Backward Compatibility .....	399
B.2. Changes between 2.1 and 2.2 .....	399
B.2.1. Big Ticket Features .....	399
B.2.2. Other Features, by Functional Area .....	399
B.2.2.1. Components/Renderers .....	399
B.2.2.2. Lifecycle .....	401
B.2.2.3. Platform Integration .....	402
B.2.2.4. Facelets/VDL .....	402
B.2.2.5. Spec Clarifications .....	404
B.2.2.6. Resources .....	405
B.2.2.7. Expression Language .....	406
B.2.2.8. Configuration and Bootstrapping .....	406
B.2.2.9. Miscellaneous .....	406
B.2.3. Backward Compatibility with Previous Versions .....	409
B.2.4. Breakages in Backward Compatibility .....	409
B.3. Changes between 2.0 Rev a and 2.1 .....	410
B.3.1. <a href="#">Facelet Tag Library mechanism</a> .....	410
B.3.2. New feature: <facelets-processing> .....	410
B.3.3. Update schema for 2.1 .....	410
B.3.4. Change Restore View Phase .....	410
B.3.5. <a href="#">Default ViewHandler Implementation</a> .....	410
B.4. Changes between 2.0 Final and 2.0 Rev a .....	410
B.4.1. Global changes .....	410
B.4.1.1. ExceptionQueuedEvent .....	410
B.4.1.2. Usage of the term "page" in the JSF 2.0 spec .....	410
B.4.2. Front Matter .....	411
B.4.3. Chapter 2 .....	411
B.4.3.1. <a href="#">Restore View</a> .....	411
B.4.3.2. <a href="#">Localized Application Messages</a> .....	412
B.4.3.3. <a href="#">JSR 303 Bean Validation</a> .....	412
B.4.3.4. <a href="#">JSR 303 Bean Validation</a> needs to reference "Bean Validation Integration" section .....	412

B.4.3.5. <a href="#">Resource Identifiers</a> .....	412
B.4.4. Chapter 3 .....	412
B.4.4.1. Clarify meaning of "javax.faces.bean" in <a href="#">Bean Validator Activation</a> .....	412
B.4.4.2. Need to be consistent between <a href="#">Declarative Listener Registration</a> of the JSF 2.0 Spec and the VDLDoc for f:event .....	412
B.4.4.3. Typo in <a href="#">Declarative Listener Registration</a> of the JSF 2.0 Spec regarding "beforeRender" .....	413
B.4.4.4. <a href="#">Validation Registration, What does it mean to be a JSF User Interface component?</a> ...	413
B.4.4.5. <a href="#">Composite Component Metadata</a> .....	413
B.4.5. Chapter 4 .....	413
B.4.5.1. <a href="#">Events</a> .....	413
B.4.6. Chapter 7 .....	413
B.4.6.1. <a href="#">Overview</a> .....	413
B.4.6.2. <a href="#">Default NavigationHandler Algorithm</a> .....	413
B.4.6.3. <a href="#">Default ViewHandler Implementation</a> .....	413
B.4.7. Chapter 9 .....	414
B.4.7.1. <a href="#">&lt;f:actionListener&gt;</a> of Spec PDF — Missing "for" attribute of f:actionListener in Spec PDF .....	414
B.4.7.2. <a href="#">&lt;f:actionListener&gt;</a> and <a href="#">&lt;f:valueChangeListener&gt;</a> .....	414
B.4.8. Chapter 10 .....	414
B.4.8.1. <a href="#">General Requirements</a> .....	414
B.4.8.2. <a href="#">Facelet Tag Library mechanism</a> .....	414
B.4.8.3. VDLDocs and PDL documentation .....	414
B.4.8.4. Possible error in section <a href="#">&lt;f:ajax&gt;</a> of the JSF 2.0 Spec regarding f:ajax and h:panelGrid .....	415
B.4.8.5. Redundant mentioning of Facelets in <a href="#">&lt;f:validateBean&gt;</a> of the JSF 2.0 Spec .....	416
B.4.8.6. Availability of f:validateBean and f:validateRequired in Jakarta Server Pages .....	416
B.4.9. Chapter 13 .....	416
B.4.9.1. Redundancy in <a href="#">Partial View Processing</a> of the JSF 2.0 Spec .....	416
B.4.9.2. "Execute portions" of the JSF request processing lifecycle in the JSF 2.0 Spec .....	416
B.4.10. Chapter 14 .....	417
B.4.10.1. <a href="#">Initiating an Ajax Request</a> Typo in table 14.2.2 of the JSF 2.0 Spec .....	417
B.4.10.2. <a href="#">Request/Response Event Handling</a> Table 14.4.1 .....	417
B.4.11. Appendix A Metadata .....	417
B.4.11.1. <a href="#">Deprecated DTD for Facelet Taglibraries Used by Versions of Facelets Prior to JSF 2.0</a> 417	417
B.4.12. VDLDoc changes .....	417
B.4.12.1. Typo in f:selectItems VDLDocs .....	417
B.4.12.2. Need clarification on execute attribute of f:ajax .....	418

B.4.12.3. Spelling error in VDLDocs for f:ajax .....	418
B.4.12.4. Need clarification on required attribute in VDLDocs for tags that got a new "for" attribute in JSF 2.0 .....	418
B.4.12.5. Uppercase typo in VDLDocs for f:event .....	418
B.4.12.6. Need to change "JSP" to "Facelets" in "Body Content" of VDLDocs .....	418
B.4.12.7. Need clarification in VDLDocs for f:metadata .....	418
B.4.12.8. Missing description in VDLDocs for name attribute of f:viewParam .....	419
B.4.12.9. VLDDocs on "for" attribute of f:viewParam claim it can be used in a CC .....	419
B.4.12.10. Miscellaneous VDLDoc items .....	419
B.4.12.11. Should TLDDocs now be VDLDocs? .....	420
B.4.12.12. Typo in VDLDocs for f:event .....	420
B.4.13. Accepted Changes from JCP Change Log for JSF 2.0 Rev a .....	420
B.5. Changes in versions below 2.0 Final .....	428



Specification: Jakarta Server Faces

Version: 3.0

Status: Final

Release: September 23, 2020

# Copyright

Copyright © 2018, 2020 Eclipse Foundation. <https://www.eclipse.org/legal/efsl.php>

## Eclipse Foundation Specification License

By using and/or copying this document, or the Eclipse Foundation document from which this statement is linked, you (the licensee) agree that you have read, understood, and will comply with the following terms and conditions:

Permission to copy, and distribute the contents of this document, or the Eclipse Foundation document from which this statement is linked, in any medium for any purpose and without fee or royalty is hereby granted, provided that you include the following on ALL copies of the document, or portions thereof, that you use:

- link or URL to the original Eclipse Foundation document.
- All existing copyright notices, or if one does not exist, a notice (hypertext is preferred, but a textual representation is permitted) of the form: "Copyright (c) [\$date-of-document] Eclipse Foundation, Inc. [\[url to this license\]](#)"

Inclusion of the full text of this NOTICE must be provided. We request that authorship attribution be provided in any software, documents, or other items or products that you create pursuant to the implementation of the contents of this document, or any portion thereof.

No right to create modifications or derivatives of Eclipse Foundation documents is granted pursuant to this license, except anyone may prepare and distribute derivative works and portions of this document in software that implements the specification, in supporting materials accompanying such software, and in documentation of such software, PROVIDED that all such works include the notice below. HOWEVER, the publication of derivative works of this document for use as a technical specification is expressly prohibited.

The notice is:

"Copyright (c) 2018 Eclipse Foundation. This software or document includes material copied from or derived from [title and URI of the Eclipse Foundation specification document]."

## Disclaimers

THIS DOCUMENT IS PROVIDED "AS IS," AND THE COPYRIGHT HOLDERS AND THE ECLIPSE FOUNDATION MAKE NO REPRESENTATIONS OR WARRANTIES, EXPRESS OR IMPLIED, INCLUDING, BUT NOT LIMITED TO, WARRANTIES OF MERCHANTABILITY, FITNESS FOR A PARTICULAR PURPOSE, NON-INFRINGEMENT, OR TITLE; THAT THE CONTENTS OF THE DOCUMENT ARE SUITABLE FOR ANY PURPOSE; NOR THAT THE IMPLEMENTATION OF SUCH CONTENTS WILL NOT INFRINGE ANY THIRD PARTY PATENTS, COPYRIGHTS, TRADEMARKS OR OTHER RIGHTS.

THE COPYRIGHT HOLDERS AND THE ECLIPSE FOUNDATION WILL NOT BE LIABLE FOR ANY DIRECT, INDIRECT, SPECIAL OR CONSEQUENTIAL DAMAGES ARISING OUT OF ANY USE OF THE DOCUMENT OR THE PERFORMANCE OR IMPLEMENTATION OF THE CONTENTS THEREOF.

The name and trademarks of the copyright holders or the Eclipse Foundation may NOT be used in advertising or publicity pertaining to this document or its contents without specific, written prior permission. Title to copyright in this document will at all times remain with copyright holders.

# Preface

This is the Jakarta Server Faces 3.0 specification.

## Changes between 3.0 and 2.3

### Backward Compatibility with Previous Versions

Jakarta Faces 3.0 has a breaking change due to the namespace change from `javax.faces` to `jakarta.faces`.

## Related Technologies

### Other Jakarta Platform Specifications

Jakarta Faces is based on the following Jakarta specifications:

Jakarta Servlet Specification, version 5.0 (Servlet) <https://github.com/eclipse-ee4j/servlet-api>

Jakarta WebSocket, version 2.0 <https://github.com/eclipse-ee4j/websocket-api>

Jakarta Contexts and Dependency Injection for Java 3.0 <https://github.com/eclipse-ee4j/cdi>

Jakarta Expression Language 4.0 <https://github.com/eclipse-ee4j/el-ri>

Jakarta JSON Processing, version 2.0 <https://github.com/eclipse-ee4j/jsonp>

Jakarta Server Pages Specification, version 3.0 <https://github.com/eclipse-ee4j/jsp-api/>

Jakarta Standard Tag Library, version 2.0 <https://github.com/eclipse-ee4j/jstl-api>

JavaBeans™ Specification, version 1.0.1 <http://www.oracle.com/technetwork/java/javase/documentation/spec-136004.html>

Therefore, a Jakarta Faces container must support all of the above specifications. This requirement allows faces applications to be portable across a variety of Jakarta Faces implementations.

In addition, Jakarta Faces is designed to work synergistically with other web-related Java APIs, including:

Portlet Specification, 1.0 JSR-168 <http://jcp.org/en/jsr/detail?id=168>

Portlet Specification, 2.0 JSR-286 <http://jcp.org/en/jsr/detail?id=286>

Portlet Specification, 3.0 JSR-286 <http://jcp.org/en/jsr/detail?id=362>

---

JSF Portlet Bridge Specification, JSR-301 <http://jcp.org/en/jsr/detail?id=301>

## Related Documents and Specifications

The following documents and specifications of the World Wide Web Consortium will be of interest to Jakarta Faces implementors, as well as developers of applications and components based on Jakarta Server Faces.

Hypertext Markup Language (HTML), version 4.01 <http://www.w3.org/TR/html4/>

Extensible HyperText Markup Language (XHTML), version 1.0 <http://www.w3.org/TR/xhtml1>

Extensible Markup Language (XML), version 1.0 (Second Edition) <http://www.w3.org/TR/REC-xml>

The class and method Javadoc documentation for the classes and interfaces in *jakarta.faces* (and its subpackages) are incorporated by reference as requirements of this Specification.

The Jakarta Server Pages and Facelet tag library for the HTML\_BASIC standard RenderKit is specified in the VDLDocs and incorporated by reference in this Specification.

## Terminology

The key words MUST, MUST NOT, REQUIRED, SHALL, SHALL NOT, SHOULD, SHOULD NOT, RECOMMENDED, MAY, and OPTIONAL in this document are to be interpreted as described in

Key words for use in RFCs to Indicate Requirement Levels (RFC 2119) <http://www.rfc-editor.org/rfc/rfc2119.txt>

## Providing Feedback

We welcome any and all feedback about this specification. Please email your comments to <[faces-dev@eclipse.org](mailto:faces-dev@eclipse.org)>.

Please note that, due to the volume of feedback that we receive, you will not normally receive a reply from an engineer. However, each and every comment is read, evaluated, and archived by the specification team.

## Acknowledgements

The authors would like to thank the original JCP JSR-372 Expert Group and Contributors.

Ed Burns

Manfred Riem

Frank Caputo

Cagatay Civici

Ken Fyten

Neil Griffin

Josh Juneau

Brian Leatham

Kito Mann

Michael Müller

Paul Nicolucci

Bauke Scholtz

Arjan Tijms

Leonardo Uribe

The editors would like to recognize the following individuals who have contributed to the success of Jakarta Server Faces over the years.

Dan Allen	Thomas Andraschko
Thomas Asel	Jennifer Ball
Lincoln Baxter III	Hans Bergsten
Shawn Bayern	Joseph Berkovitz
Dennis Byrne	Pete Carapetyan
Ryan DeLaplante	Keith Donald
Jim Driscoll	Hanspeter Duennenberger
Ken Finnigan	Amy Fowler
Mike Freedman	David Geary
Manfred Geiler	Ted Goddard
Juan Gonzalez	Jeremy Grelle
Rick Hightower	Jacob Hookom
Justyna Horwat	Alexander Jesse
Max Katz	Roger Keays
Gavin King	Roger Kitain
Eric Lazarus	Jason Lee

Felipe Leme	Cody Lerum
Alberto Lemos	Ryan Lubke
Barbara Louis	Martin Marinschek
Kumar Mettu	Craig McClanahan
Pete Muir	Bernd Müller
Michael Müller	Hans Muller
Brendan Murray	Michael Nash
Imre Osswald	Joe Ottinger
Ken Paulsen	Dhiru Pandey
Raj Premkumar	Werner Punz
Matt Raible	Hazem Saleh
Andy Schwartz	Yara Senger
Stan Silvert	Vernon Singleton
Bernhard Slominski	Alexander Smirnov
Thomas Spiegel	Kyle Stiemann
James Strachan	Jayashri Visvanathan
Ana von Klopp	Matthias Wessendorf
Adam Winer	Mike Youngstrom
John Zukowski	

# Chapter 1. Overview

Jakarta Server Faces (hereafter Jakarta Faces) is a *user interface* (UI) framework for Java web applications. It is designed to significantly ease the burden of writing and maintaining applications that run on a Java application server and render their UIs back to a target client. Jakarta Faces provides ease-of-use in the following ways:

- Makes it easy to construct a UI from a set of reusable UI components
- Simplifies migration of application data to and from the UI
- Helps manage UI state across server requests
- Provides a simple model for wiring client-generated events to server-side application code
- Allows custom UI components to be easily built and re-used

Most importantly, Jakarta Faces establishes standards which are designed to be leveraged by tools to provide a developer experience which is accessible to a wide variety of developer types, ranging from corporate developers to systems programmers. A “corporate developer” is characterized as an individual who is proficient in writing procedural code and business logic, but is not necessarily skilled in object-oriented programming. A “systems programmer” understands object-oriented fundamentals, including abstraction and designing for re-use. A corporate developer typically relies on tools for development, while a system programmer may define his or her tool as a text editor for writing code.

Therefore, Jakarta Faces is designed to be toolled, but also exposes the framework and programming model as APIs so that it can be used outside of tools, as is sometimes required by systems programmers.

## 1.1. Solving Practical Problems of the Web

Jakarta Faces’s core architecture is designed to be independent of specific protocols and markup. However it is also aimed directly at solving many of the common problems encountered when writing applications for HTML clients that communicate via HTTP to a Java application server that supports servlets and Jakarta Server Pages based applications. These applications are typically form-based, and are comprised of one or more HTML pages with which the user interacts to complete a task or set of tasks. Jakarta Faces tackles the following challenges associated with these applications:

- Managing UI component state across requests
- Supporting encapsulation of the differences in markup across different browsers and clients
- Supporting form processing (multi-page, more than one per page, and so on)
- Providing a strongly typed event model that allows the application to write server-side handlers (independent of HTTP) for client generated events
- Validating request data and providing appropriate error reporting
- Enabling type conversion when migrating markup values (Strings) to and from application data



objects (which are often not Strings)

- Handling error and exceptions, and reporting errors in human-readable form back to the application user
- Handling page-to-page navigation in response to UI events and model interactions.

## 1.2. Specification Audience

The *Jakarta Server Faces Specification*, and the technology that it defines, is addressed to several audiences that will use this information in different ways. The following sections describe these audiences, the roles that they play with respect to Jakarta Faces, and how they will use the information contained in this document. As is the case with many technologies, the same person may play more than one of these roles in a particular development scenario; however, it is still useful to understand the individual viewpoints separately.

### 1.2.1. Page Authors

A *page author* is primarily responsible for creating the user interface of a web application. He or she must be familiar with the markup and scripting languages (such as HTML and JavaScript) that are understood by the target client devices, as well as the rendering technology (such as Jakarta Server Pages) used to create dynamic content. Page authors are often focused on graphical design and human factors engineering, and are generally not familiar with programming languages such as Java or Visual Basic (although many page authors will have a basic understanding of client side scripting languages such as JavaScript).

Page authors will generally assemble the content of the pages being created from libraries of prebuilt user interface components that are provided by component writers, tool providers, and Jakarta Faces implementors. The components themselves will be represented as configurable objects that utilize the dynamic markup capabilities of the underlying rendering technology. When Jakarta Server Pages are in use, for example, components will be represented as Jakarta Server Pages custom actions, which will support configuring the attributes of those components as custom action attributes in the Jakarta Server Pages page. In addition, the pages produced by a page author will be used by the Jakarta Faces framework to create component tree hierarchies, called “views”, that represent the components on those pages.

Page authors will generally utilize development tools, such as HTML editors, that allow them to deal directly with the visual representation of the page being created. However, it is still feasible for a page author that is familiar with the underlying rendering technology to construct pages “by hand” using a text editor.

### 1.2.2. Component Writers

*Component writers* are responsible for creating libraries of reusable user interface objects. Such components support the following functionality:

- Convert the internal representation of the component’s properties and attributes into the appropriate markup language for pages being rendered (encoding).
- Convert the properties of an incoming request—parameters, headers, and cookies—into the corresponding properties and attributes of the component (decoding)
- Utilize request-time events to initiate visual changes in one or more components, followed by redisplay of the current page.
- Support validation checks on the syntax and semantics of the representation of this component on an incoming request, as well as conversion into the internal form that is appropriate for this component.
- Saving and restoring component state across requests

As will be discussed in [Rendering Model](#),” the encoding and decoding functionality may optionally be delegated to one or more *Render Kits* , which are responsible for customizing these operations to the precise requirements of the client that is initiating a particular request (for example, adapting to the differences between JavaScript handling in different browsers, or variations in the WML markup supported by different wireless clients).

The component writer role is sometimes separate from other Jakarta Faces roles, but is often combined. For example, reusable components, component libraries, and render kits might be created by:

- A page author creating a custom “widget” for use on a particular page
- An application developer providing components that correspond to specific data objects in the application’s business domain
- A specialized team within a larger development group responsible for creating standardized components for reuse across applications
- Third party library and framework providers creating component libraries that are portable across Jakarta Faces implementations
- Tool providers whose tools can leverage the specific capabilities of those libraries in development of Jakarta Faces-based applications
- Jakarta Faces implementors who provide implementation-specific component libraries as part of their Jakarta Faces product suite

Within Jakarta Faces, user interface components are represented as Java classes that follow the design patterns outlined in the JavaBeans Specification. Therefore, new and existing tools that facilitate JavaBean development can be leveraged to create new Jakarta Faces components. In addition, the fundamental component APIs are simple enough for developers with basic Java programming skills to program by hand.

### 1.2.3. Application Developers

*Application Developers* are responsible for providing the server-side functionality of a web application

that is not directly related to the user interface. This encompasses the following general areas of responsibility:

- Define mechanisms for persistent storage of the information required by Jakarta Faces-based web applications (such as creating schemas in a relational database management system)
- Create a Java object representation of the persistent information, such as Jakarta Persistence entities, and call the corresponding beans as necessary to perform persistence of the application's data.
- Encapsulate the application's functionality, or business logic, in Java objects that are reusable in web and non-web applications, such as CDI beans.
- Expose the data representation and functional logic objects for use via Jakarta Faces, as would be done for any servlet- or Jakarta Server Pages-based application.

Only the latter responsibility is directly related to Jakarta Faces APIs. In particular, the following steps are required to fulfill this responsibility:

- Expose the underlying data required by the user interface layer as objects that are accessible from the web tier (such as via request or session attributes in the Servlet API), via *value reference expressions*, as described in [Standard User Interface Components](#).”
- Provide application-level event handlers for the events that are enqueued by Jakarta Faces components during the request processing lifecycle, as described in [Invoke Application](#).

Application modules interact with Jakarta Faces through standard APIs, and can therefore be created using new and existing tools that facilitate general Java development. In addition, application modules can be written (either by hand, or by being generated) in conformance to an application framework created by a tool provider.

#### 1.2.4. Tool Providers

*Tool providers*, as their name implies, are responsible for creating tools that assist in the development of Jakarta Faces-based applications, rather than creating such applications directly. Jakarta Faces APIs support the creation of a rich variety of development tools, which can create applications that are portable across multiple Jakarta Faces implementations. Examples of possible tools include:

- GUI-oriented page development tools that assist page authors in creating the user interface for a web application
- IDEs that facilitate the creation of components (either for a particular page, or for a reusable component library)
- Page generators that work from a high level description of the desired user interface to create the corresponding page and component objects
- IDEs that support the development of general web applications, adapted to provide specialized support (such as configuration management) for Jakarta Faces
- Web application frameworks (such as MVC-based and workflow management systems) that

facilitate the use of Jakarta Faces components for user interface design, in conjunction with higher level navigation management and other services

- Application generators that convert high level descriptions of an entire application into the set of pages, UI components, and application modules needed to provide the required application functionality

Tool providers will generally leverage the Jakarta Faces APIs for introspection of the features of component libraries and render kit frameworks, as well as the application portability implied by the use of standard APIs in the code generated for an application.

#### 1.2.5. Jakarta Faces Implementors

Finally, *Jakarta Faces implementors* will provide runtime environments that implement all of the requirements described in this specification. Typically, a Jakarta Faces implementor will be the provider of a Jakarta EE application server, although it is also possible to provide a Jakarta Faces implementation that is portable across Jakarta EE servers.

Advanced features of the Jakarta Faces APIs allow Jakarta Faces implementors, as well as application developers, to customize and extend the basic functionality of Jakarta Faces in a portable way. These features provide a rich environment for server vendors to compete on features and quality of service aspects of their implementations, while maximizing the portability of Jakarta Faces-based applications across different Jakarta Faces implementations.

## 1.3. Introduction to Jakarta Faces APIs

This section briefly describes major functional subdivisions of the APIs defined by Jakarta Faces. Each subdivision is described in its own chapter, later in this specification.

### 1.3.1. package *jakarta.faces*

This package contains top level classes for the Jakarta Faces API. The most important class in the package is *FactoryFinder*, which is the mechanism by which users can override many of the key pieces of the implementation with their own.

Please see [FactoryFinder](#).

### 1.3.2. package *jakarta.faces.application*

This package contains APIs that are used to link an application's business logic objects to Jakarta Faces, as well as convenient pluggable mechanisms to manage the execution of an application that is based on Jakarta Faces. The main class in this package is *Application*.

Please see [Application](#).

### 1.3.3. package *jakarta.faces.component*

This package contains fundamental APIs for user interface components.

Please see [User Interface Component Model](#).

### 1.3.4. package *jakarta.faces.component.html*

This package contains concrete base classes for each valid combination of component + renderer.

### 1.3.5. package *jakarta.faces.context*

This package contains classes and interfaces defining per-request state information. The main class in this package is *FacesContext* , which is the access point for all per-request information, as well as the gateway to several other helper classes.

Please see [FacesContext](#).

### 1.3.6. package *jakarta.faces.convert*

This package contains classes and interfaces defining converters. The main class in this package is *Converter* .

Please see [Conversion Model](#).

### 1.3.7. package *jakarta.faces.el*

As of version 1.2 of this specification, all classes and interfaces in this package have been deprecated in favor of the Unified Expression Language (EL) from Jakarta Server Pages 2.1.

Please see [Expression Language and Managed Bean Facility](#).

### 1.3.8. package *jakarta.faces.flow* and *jakarta.faces.flow.builder*

The runtime API for Faces Flows.

Please see [FlowHandler](#).

### 1.3.9. package *jakarta.faces.lifecycle*

This package contains classes and interfaces defining lifecycle management for the Jakarta Server Faces implementation. The main class in this package is *Lifecycle* . *Lifecycle* is the gateway to executing the request processing lifecycle.

Please see [Request Processing Lifecycle](#).

### **1.3.10. package *jakarta.faces.event***

This package contains interfaces describing events and event listeners, and concrete event implementation classes. All component-level events extend from *FacesEvent* and all component-level listeners extend from *FacesListener* .

Please see [Event and Listener Model](#).

### **1.3.11. package *jakarta.faces.render***

This package contains classes and interfaces defining the rendering model. The main class in this package is *RenderKit* . *RenderKit* maintains references to a collection of *Renderer* instances which provide rendering capability for a specific client device type.

Please see [Rendering Model](#).

### **1.3.12. package *jakarta.faces.validator***

Interface defining the validator model, and concrete validator implementation classes.

Please see [Validation Model](#)

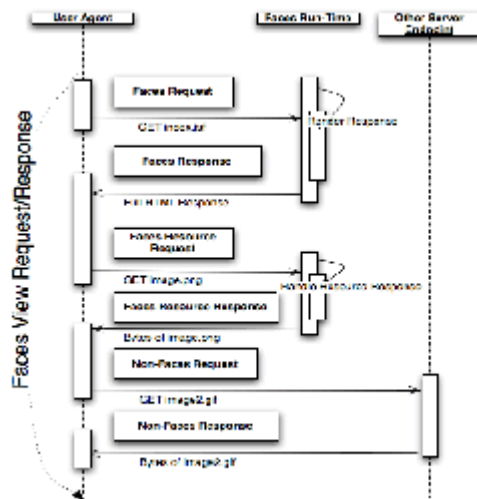
### **1.3.13. package *jakarta.faces.webapp***

Classes required for integration of Jakarta Faces into web applications, including a standard servlet, base classes for Jakarta Server Pages custom component tags, and concrete tag implementations for core tags.

Please see [Using Jakarta Faces in Web Applications](#).

# Chapter 2. Request Processing Lifecycle

Web user interfaces generally follow a pattern where the user-agent sends one or more requests to the server with the end goal of displaying a user-interface. In the case of Web browsers, an initial HTTP GET or POST request is made to the server, which responds with a document which the browser interprets and automatically makes subsequent requests on the user's behalf. The responses to each of these subsequent requests are usually images, JavaScript files, CSS Style Sheets, and other artifacts that fit "into" the original document. If the Jakarta Faces lifecycle is involved in rendering the initial response, the entire process of initial request, the response to that request, and any subsequent requests made automatically by the user-agent, and their responses, is called a *Faces View Request/Response* for discussion. The following graphic illustrates a Faces View Request/Response.



Each Faces View Request/Response goes through a well-defined *request processing lifecycle* made up of *phases*. There are three different scenarios that must be considered, each with its own combination of phases and activities:

- Non-Faces Request generates Faces Response
- Faces Request generates Faces Response
- Faces Request generates Non-Faces Response

Where the terms being used are defined as follows:

- *Faces Response* —A response that was created by the execution of the *Render Response* phase of the request processing lifecycle.
- *Non-Faces Response* —A response that was not created by the execution of the *render response* phase of the request processing lifecycle. Examples would be a servlet-generated or JSP-rendered response that does not incorporate Jakarta Faces components, a response that sets an HTTP status code other than the usual 200 (such as a redirect), or a response whose HTTP body consists entirely of the bytes of an in page resource, such as a JavaScript file, a CSS file, an image, or an applet. This last scenario is considered a special case of a Non-Faces Response and will be referred to as a *Faces*

*Resource Response* for the remainder of this specification.

- *Faces Request* —A request that was sent from a previously generated *Faces response* . Examples would be a hyperlink or form submit from a rendered user interface component, where the request URI was crafted (by the component or renderer that created it) to identify the view to use for processing the request. Another example is a request for a resource that the user-agent was instructed to fetch an artifact such as an image, a JavaScript file, a CSS stylesheet, or an applet. This last scenario is considered a special case of a *Faces Request* and will be referred to as a *Faces Resource Request* for the remainder of this specification.
- *Non-Faces Request* —A request that was sent to an application component (e.g. a servlet or Jakarta Server Pages page), rather than directed to a *Faces* view.

In addition, of course, your web application may receive non-Faces requests that generate non-Faces responses. Because such requests do not involve Jakarta Server Faces at all, their processing is outside the scope of this specification, and will not be considered further.

READER NOTE: The dynamic behavior descriptions in this Chapter make forward references to the sections that describe the individual classes and interfaces. You will probably find it useful to follow the reference and skim the definition of each new class or interface as you encounter them, then come back and finish the behavior description. Later, you can study the characteristics of each Jakarta Faces API in the subsequent chapters.

## 2.1. Request Processing Lifecycle Scenarios

Each of the scenarios described above has a lifecycle that is composed of a particular set of phases, executed in a particular order. The scenarios are described individually in the following subsections.

### 2.1.1. Non-Faces Request Generates Faces Response

An application that is processing a non-Faces request may use Jakarta Faces to render a *Faces response* to that request. In order to accomplish this, the application must perform the common activities that are described in the following sections:

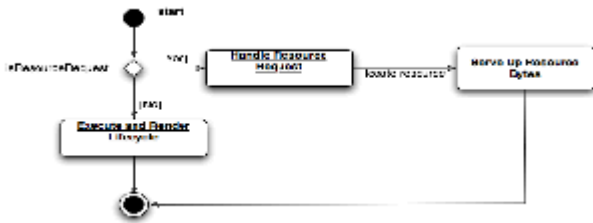
- Acquire *Faces* object references, as described in [See Acquire Faces Object References](#), below.
- Create a new view, as described in [See Create And Configure A New View](#), below.
- Store the view into the *FacesContext* by calling the *setViewRoot()* method on the *FacesContext*.

### 2.1.2. Faces Request Generates Faces Response

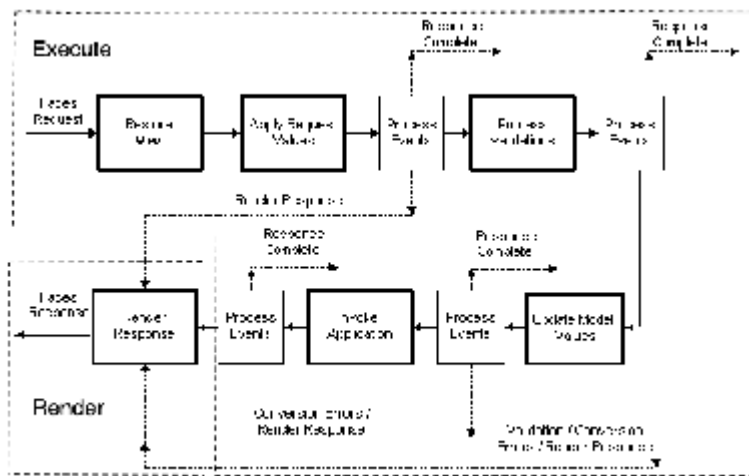
The most common lifecycle will be the case where a previous *Faces response* includes user interface controls that will submit a subsequent request to this web application, utilizing a request URI that is mapped to the Jakarta Faces implementation's controller, as described in [See Servlet Mapping](#). Because such a request will be initially handled by the Jakarta Faces implementation, the application need not take any special steps—its event listeners, validators, and application actions will be invoked at appropriate times as the standard request processing lifecycle, described in the following diagrams, is



invoked.



The “Handle Resource Request” box, and its subsequent boxes, are explained in [See Resource Handling](#). The following diagram explains the “Execute and Render Lifecycle” box.



The behavior of the individual phases of the request processing lifecycle are described in individual subsections of [Standard Request Processing Lifecycle Phases](#). Note that, at the conclusion of several phases of the request processing lifecycle, common event processing logic (as described in [See Common Event Processing](#)) is performed to broadcast any *FacesEvents* generated by components in the component tree to interested event listeners.

### 2.1.3. Faces Request Generates Non-Faces Response

Normally, a Jakarta Faces-based application will utilize the *Render Response* phase of the request processing lifecycle to actually create the response that is sent back to the client. In some circumstances, however, this behavior might not be desirable. For example:

- A Faces Request needs to be redirected to a different web application resource (via a call to `HttpServletResponse.sendRedirect`).
- A Faces Request causes the generation of a response using some other technology (such as a servlet, or a Jakarta Server Pages page not containing Jakarta Faces components).
- A Faces Request causes the generation of a response simply by serving up the bytes of a resource, such as an image, a JavaScript file, a CSS file, or an applet

In any of these scenarios, the application will have used the standard mechanisms of the servlet or

portlet API to create the response headers and content. It is then necessary to tell the Jakarta Faces implementation that the response has already been created, so that the *Render Response* phase of the request processing lifecycle should be skipped. This is accomplished by calling the *responseComplete()* method on the *FacesContext* instance for the current request, prior to returning from event handlers or application actions.

## 2.2. Standard Request Processing Lifecycle Phases

The standard phases of the request processing lifecycle are described in the following subsections.

[P1-start-currentPhaseId]The default request lifecycle processing implementation must ensure that the *currentPhaseId* property of the *FacesContext* instance for this request is set with the proper *PhaseId* constant for the current phase as early as possible at the beginning of each phase.[P1-end]

### 2.2.1. Restore View

[P1-start-restoreView]The Jakarta Faces implementation must perform the following tasks during the *Restore View* phase of the request processing lifecycle:

- Call *initView()* on the *ViewHandler* . This will set the character encoding properly for this request.
- Examine the *FacesContext* instance for the current request. If it already contains a *UIViewRoot* :
  - Set the *locale* on this *UIViewRoot* to the value returned by the *getRequestLocale()* method on the *ExternalContext* for this request.
  - Take no further action during this phase, and return. The presence of a *UIViewRoot* already installed in the *FacesContext* before the *Restore View* Phase implementation indicates that the phase should assume the view has already been restored by other means.
- Derive the *viewId* according to the following algorithm, or one semantically equivalent to it.
  - Look in the request map for a value under the key *jakarta.servlet.include.path\_info* . If found, let it be the *viewId* .
  - Call *getRequestPathInfo()* on the current *ExternalContext* . If this value is non-null, let this be the *viewId* .
  - Look in the request map for a value under the key *jakarta.servlet.include.servlet\_path* . If found, let it be the *viewId* .
  - If none of these steps yields a non- *null* *viewId*, throw a *FacesException* with an appropriate localized message.
- Determine if this request is a postback or initial request by executing the following algorithm. Find the render-kit-id for the current request by calling *calculateRenderKitId()* on the *Application* 's *ViewHandler* . Get that *RenderKit* 's *ResponseStateManager* and call its *isPostback()* method, passing the current *FacesContext* . If the current request is an attempt by the servlet container to display a servlet error page, do not interpret the request as a postback, even if it is indeed a postback.
- If the request is a postback, call *setProcessingEvents(false)* on the current *FacesContext* . Then call

*ViewHandler.restoreView()* , passing the *FacesContext* instance for the current request and the view identifier, and returning a *UIViewRoot* for the restored view. If the return from *ViewHandler.restoreView()* is null, throw a *ViewExpiredException* with an appropriate error message. *jakarta.faces.application.ViewExpiredException* is a *FacesException* that must be thrown to signal to the application that the expected view was not returned for the view identifier. An application may choose to perform some action based on this exception.

- Store the restored *UIViewRoot* in the *FacesContext* .
- Call *setProcessingEvents(true)* on the current *FacesContext* . \_\_
- If the request is not a postback, try to obtain the *ViewDeclarationLanguage* from the *ViewHandler* , for the current *viewId* by calling *ViewHandler.deriveLogicalViewId()* and passing the result to *ViewHandler.getViewDeclarationLanguage()* . If no such instance can be obtained, call *facesContext.renderResponse()* . Otherwise, call *getViewMetadata()* on the *ViewDeclarationLanguage* instance. If the result is non- null , call *createMetadataView()* on the *ViewMetadata* instance. Call *ViewMetadata.hasMetadata()* , passing the newly created *viewRoot* . If this method returns false, call *facesContext.renderResponse()* . If it turns out that the previous call to *createViewMetadata()* did not create a *UIViewRoot* instance, call *createView()* on the *ViewHandler* .

#### View Protection

- Call *ViewHandler.getProtectedViewsUnmodifiable()* to determine if the view for this *viewId* is protected. If not, assume the requested view is not protected and take no additional view protection steps. Obtain the value of the value of the request parameter whose name is given by the value of *ResponseStateManager.NON\_POSTBACK\_VIEW\_TOKEN\_PARAM*. If there is no value, throw *ProtectedViewException*. If the value is present, compare it to the return from *ResponseStateManager.getCryptographicallyStrongTokenFromSession()*. If the values do not match, throw *ProtectedViewException*. If the values do match, look for a *Referer* [sic] request header. If the header is present, use the protected view API to determine if any of the declared protected views match the value of the *Referer* header. If so, conclude that the previously visited page is also a protected view and it is therefore safe to continue. Otherwise, try to determine if the value of the *Referer* header corresponds to any of the views in the current web application. If not, throw a *ProtectedViewException*. If the *Origin* header is present, additionally perform the same steps as with the *Referer* header.
- Call *renderResponse()* on the *FacesContext* .

Obtain a reference to the *FlowHandler* from the *Application* . Call its *clientWindowTransition()* method. This ensures that navigation that happened as a result of the renderer for the *jakarta.faces.OutcomeTarget* component-family is correctly handled with respect to flows. For example, this enables `<h:button>` to work correctly with flows.

Using *Application.publishEvent()* , publish a *PostAddToViewEvent* with the created *UIViewRoot* as the event source.

In all cases, the implementation must ensure that the restored tree is traversed and the *PostRestoreStateEvent* is published for every node in the tree.[P1-end]

At the end of this phase, the *viewRoot* property of the *FacesContext* instance for the current request will reflect the saved configuration of the view generated by the previous Faces Response, or a new view returned by *ViewHandler.createView()* for the view identifier.

### 2.2.2. Apply Request Values

The purpose of the *Apply Request Values* phase of the request processing lifecycle is to give each component the opportunity to update its current state from the information included in the current request (parameters, headers, cookies, and so on). When the information from the current request has been examined to update the component's current state, the component is said to have a "local value".

[P1-start-applyRequestDecode] During the *Apply Request Values* phase, the Jakarta Faces implementation must call the *processDecodes()* method of the *UIViewRoot* of the component tree. [P1-end] This will normally cause the *processDecodes()* method of each component in the tree to be called recursively, as described in the Javadocs for the *UIComponent.processDecodes()* method. [P1-start-partialDecode] The *processDecodes()* method must determine if the current request is a "partial request" by calling *FacesContext.getCurrentInstance().getPartialViewContext().isPartialRequest()*. If *FacesContext.getCurrentInstance().getPartialViewContext().isPartialRequest()* returns *true*, perform the sequence of steps as outlined in [See Apply Request Values Partial Processing](#). [P1-end] Details of the decoding process follow.

During the decoding of request values, some components perform special processing, including:

- Components that implement *ActionSource* (such as *UICommand*), which recognize that they were activated, will queue an *ActionEvent*. The event will be delivered at the end of *Apply Request Values* phase if the *immediate* property of the component is *true*, or at the end of *Invoke Application* phase if it is *false*.
- Components that implement *EditableValueHolder* (such as *UIInput*), and whose *immediate* property is set to *true*, will cause the conversion and validation processing (including the potential to fire *ValueChangeEvent* events) that normally happens during *Process Validations* phase to occur during *Apply Request Values* phase instead.

As described in [See Common Event Processing](#), the *processDecodes()* method on the *UIViewRoot* component at the root of the component tree will have caused any queued events to be broadcast to interested listeners.

At the end of this phase, all *EditableValueHolder* components in the component tree will have been updated with new submitted values included in this request (or enough data to reproduce incorrect input will have been stored, if there were conversion errors). [P1-start-applyRequestConversion] In addition, conversion and validation will have been performed on *EditableValueHolder* components whose *immediate* property is set to *true*, as described in the *UIInput* Javadocs. Conversions and validations that failed will have caused messages to be enqueued via calls to the *addMessage()* method of the *FacesContext* instance for the current request, and the *valid* property on the corresponding component(s) will be set to *false*. [P1-end]

If any of the *decode()* methods that were invoked, or an event listener that processed a queued event,

called *responseComplete()* on the *FacesContext* instance for the current request, clear the remaining events from the event queue and terminate lifecycle processing of the current request. [P1-start-applyRequestComplete]If any of the *decode()* methods that were invoked, or an event listener that processed a queued event, called *renderResponse()* on the *FacesContext* instance for the current request, clear the remaining events from the event queue and transfer control to the *Render Response* phase of the request processing lifecycle. Otherwise, control must proceed to the *Process Validations* phase.[P1-end]

### 2.2.2.1. Apply Request Values Partial Processing

[P1-start-apply-partial-processing]Call `FacesContext.getPartialViewContext()`. Call `PartialViewContext.processPartial()` passing the *FacesContext*, `PhaseID.APPLY_REQUEST_VALUES` as arguments. [P1-end]

### 2.2.3. Process Validations

As part of the creation of the view for this request, zero or more *Validator* instances may have been registered for each component. In addition, component classes themselves may implement validation logic in their *validate()* methods.

[P1-start-validation]During the *Process Validations* phase of the request processing lifecycle, the Jakarta Faces implementation must call the *processValidators()* method of the *UIViewRoot* of the tree.[P1-end] This will normally cause the *processValidators()* method of each component in the tree to be called recursively, as described in the API reference for the *UIComponent.processValidators()* method. [P1-start-partialValidate] The *processValidators()* method must determine if the current request is a “partial request” by calling `FacesContext.getCurrentInstance().getPartialViewContext().isPartialRequest()`. If `FacesContext.getCurrentInstance().getPartialViewContext().isPartialRequest()` returns *true*, perform the sequence of steps as outlined in [See Partial Validations Partial Processing](#). [P1-end] Note that *EditableValueHolder* components whose *immediate* property is set to *true* will have had their conversion and validation processing performed during *Apply Request Values* phase.

During the processing of validations, events may have been queued by the components and/or *Validator* s whose *validate()* method was invoked. As described in [See Common Event Processing](#), the *processValidators()* method on the *UIViewRoot* component at the root of the component tree will have caused any queued events to be broadcast to interested listeners.

At the end of this phase, all conversions and configured validations will have been completed. Conversions and Validations that failed will have caused messages to be enqueued via calls to the *addMessage()* method of the *FacesContext* instance for the current request, and the *valid* property on the corresponding components will have been set to *false*.

If any of the *validate()* methods that were invoked, or an event listener that processed a queued event, called *responseComplete()* on the *FacesContext* instance for the current request, clear the remaining events from the event queue and terminate lifecycle processing of the current request. [P1-start-validationValidate]If any of the *validate()* methods that were invoked, or an event listener that

processed a queued event, called *renderResponse()* on the *FacesContext* instance for the current request, clear the remaining events from the event queue and transfer control to the *Render Response* phase of the request processing lifecycle. Otherwise, control must proceed to the *Update Model Values* phase.[P1-end]

### 2.2.3.1. Partial Validations Partial Processing

[P1-start-val-partial-processing]Call `FacesContext.getPartialViewContext().` Call `PartialViewContext.processPartial()` passing the `FacesContext`, `PhaseID.PROCESS_VALIDATIONS` as arguments. [P1-end]

### 2.2.4. Update Model Values

If this phase of the request processing lifecycle is reached, it is assumed that the incoming request is syntactically and semantically valid (according to the validations that were performed), that the local value of every component in the component tree has been updated, and that it is now appropriate to update the application’s model data in preparation for performing any application events that have been enqueued.

[P1-start-updateModel]During the *Update Model Values* phase, the Jakarta Faces implementation must call the *processUpdates()* method of the *UIViewRoot* component of the tree.[P1-end] This will normally cause the *processUpdates()* method of each component in the tree to be called recursively, as described in the API reference for the *UIComponent.processUpdates()* method. [P1-start-partialUpdate] The *processUpdates()* method must determine if the current request is a “partial request” by calling `FacesContext.getCurrentInstance().getPartialViewContext().isPartialRequest()` . If `FacesContext.getCurrentInstance().getPartialViewContext().isPartialRequest()` returns *true* , perform the sequence of steps as outlined in [See Update Model Values Partial Processing](#). [P1-end]The actual model update for a particular component is done in the *updateModel()* method for that component.

During the processing of model updates, events may have been queued by the components whose *updateModel()* method was invoked. As described in [See Common Event Processing](#), the *processUpdates()* method on the *UIViewRoot* component at the root of the component tree will have caused any queued events to be broadcast to interested listeners.

At the end of this phase, all appropriate model data objects will have had their values updated to match the local value of the corresponding component, and the component local values will have been cleared.

If any of the *updateModel()* methods that were invoked, or an event listener that processed a queued event, called *responseComplete()* on the *FacesContext* instance for the current request, clear the remaining events from the event queue and terminate lifecycle processing of the current request. [P1-start-updateModelComplete]If any of the *updateModel()* methods that was invoked, or an event listener that processed a queued event, called *renderResponse()* on the *FacesContext* instance for the current request, clear the remaining events from the event queue and transfer control to the *Render Response* phase of the request processing lifecycle. Otherwise, control must proceed to the *Invoke Application* phase.[P1-end]

### 2.2.4.1. Update Model Values Partial Processing

[P1-start-upd-partial-processing]Call `FacesContext.getPartialViewContext().` Call `PartialViewContext.processPartial()` passing the `FacesContext`, `PhaseID.UPDATE_MODEL_VALUES` as arguments. [P1-end]

### 2.2.5. Invoke Application

If this phase of the request processing lifecycle is reached, it is assumed that all model updates have been completed, and any remaining event broadcast to the application needs to be performed. [P1-start-invokeApplication]The implementation must ensure that the `processApplication()` method of the `UIViewRoot` instance is called.[P1-end] The default behavior of this method will be to broadcast any queued events that specify a phase identifier of `PhaseId.INVOKE_APPLICATION`. If `responseComplete()` was called on the `FacesContext` instance for the current request, clear the remaining events from the event queue and terminate lifecycle processing of the current request. If `renderResponse()` was called on the `FacesContext` instance for the current request, clear the remaining events from the event queue.

Advanced applications (or application frameworks) may replace the default `ActionListener` instance by calling the `setActionListener()` method on the `Application` instance for this application. [P1-start-invokeApplicationListener]However, the Jakarta Faces implementation must provide a default `ActionListener` instance that behaves as described in [See ActionListener Property](#). [P1-end]

### 2.2.6. Render Response

This phase accomplishes two things:

1. Causes the response to be rendered to the client
2. Causes the state of the response to be saved for processing on subsequent requests.

Jakarta Faces supports a range of approaches that Jakarta Faces implementations may utilize in creating the response text that corresponds to the contents of the response view, including:

- Deriving all of the response content directly from the results of the encoding methods (on either the components or the corresponding renderers) that are called.
- Interleaving the results of component encoding with content that is dynamically generated by application programming logic.
- Interleaving the results of component encoding with content that is copied from a static “template” resource.
- Interleaving the results of component encoding by embedding calls to the encoding methods into a dynamic resource (such as representing the components as custom tags in a Jakarta Server Pages page).

Because of the number of possible options, the mechanism for implementing the *Render Response* phase cannot be specified precisely. [P1-start-renderResponse]However, all Jakarta Faces implementations of this phase must conform to the following requirements:

- If it is possible to obtain a *ViewDeclarationLanguage* instance for the current *viewId* , from the *ViewHandler* , its *buildView()* method must be called. \_\_
- Publish the *jakarta.faces.event.PreRenderViewEvent* .
- Jakarta Faces implementations must provide a default *ViewHandler* implementation that is capable of handling views written in Jakarta Server Pages as well as views written in the Faces View Declaration Language (VDL). In the case of Jakarta Server Pages, the *ViewHandler* must perform a *RequestDispatcher.forward()* call to a web application resource whose context-relative path is equal to the view identifier of the component tree.
- If all of the response content is being derived from the encoding methods of the component or associated *Renderer* s, the component tree should be walked in the same depth-first manner as was used in earlier phases to process the component tree, but subject to the additional constraints listed here. Generally this is handled by a call to *ViewHandler.renderView()* . \_\_
- If the response content is being interleaved from additional sources and the encoding methods, the components may be selected for rendering in any desired order 1.
- During the rendering process, additional components may be added to the component tree based on information available to the *ViewHandler* implementation 2. However, before adding a new component, the *ViewHandler* implementation must first check for the existence of the corresponding component in the component tree. If the component already exists (perhaps because a previous phase has pre-created one or more components), the existing component's properties and attributes must be utilized.
- Under no circumstances should a component be selected for rendering when its parent component, or any of its ancestors in the component tree, has its *rendersChildren* property set to true. In such cases, the parent or ancestor component must render the content of this child component when the parent or ancestor was selected.
- If the *isRendered()* method of a component returns *false* , the renderer for that component must not generate any markup, and none of its facets or children (if any) should be rendered.
- It must be possible for the application to programmatically modify the component tree at any time during the request processing lifecycle (except during the rendering of the view) and have the system behave as expected. For example, the following must be permitted. Modification of the view during rendering may lead to undefined results. It must be possible to allow components added by the templating system (such as Jakarta Server Pages) to be removed from the tree before rendering. It must be possible to programmatically add components to the tree and have them render in the proper place in the hierarchy. It must be possible to re-order components in the tree before rendering. These manipulations do require that any components added to the tree have ids that are unique within the scope of the closest parent *NamingContainer* component. The value of the *rendersChildren* property is handled as expected, and may be either *true* or *false* .
- If running on a container that supports Servlet 4.0 or later, after any dynamic component manipulations have been completed, any resources that have been added to the *UIViewRoot*, such as scripts, images, or stylesheets, and any inline images, must be pushed to the client using the Servlet Server Push API. All of the pushes must be started before any of the HTML of the response is rendered to the client.



- For partial requests, where partial view rendering is required, there must be no content written outside of the view (outside *f:view* ). Response writing must be disabled. Response writing must be enabled again at the start of *encodeBegin*.

When each particular component in the component tree is selected for rendering, calls to its *encodeXxx()* methods must be performed in the manner described in [See Component Specialization Methods](#). For components that implement *ValueHolder* (such as *UIInput* and *UIOutput* ), data conversion must occur as described in the *UIOutput* Javadocs.

Upon completion of rendering, but before state saving the Jakarta Faces runtime must publish a *jakarta.faces.event.PostRenderViewEvent* . After doing so the Jakarta Faces runtime must save the completed state using the methods of the class *StateManager*. This state information must be made accessible on a subsequent request, so that the *Restore View* can access it.[P1-end] For more on *StateManager* , see [See State Saving Methods](#).

### 2.2.6.1. Render Response Partial Processing

[P1-start-render-partial-processing] According to *UIViewRoot.encodeChildren()* , *FacesContext.processPartial(PhaseId.RENDER\_RESPONSE)* , will be called if and only if the current request is an Ajax request. Take these actions in this case.

On the *ExternalContext* for the request, call *setResponseContentType("text/xml")* and *addResponseHeader("Cache-control", "no-cache")* . Call *startDocument()* on the *PartialResponseWriter* .

Call *writePreamble("<?xml version='1.0' encoding='currentEncoding'?>|n")* on the *PartialResponseWriter* , where *encoding* is the return from the *getCharacterEncoding()* on the *PartialResponseWriter* , or UTF-8 if that method returns *null* .

If *isResetValues()* returns *true* , call *getRenderIds()* and pass the result to *UIViewRoot.resetValues()* .

If *isRenderAll()* returns *true* and the view root is not an instance of *NamingContainer* , call *startUpdate(PartialResponseWriter.RENDER\_ALL\_MARKER)* on the *PartialResponseWriter* . For each child of the *UIViewRoot* , call *encodeAll()* . Call *endUpdate()* on the *PartialResponseWriter* . Render the state using the algorithm described below in [See Partial State Rendering](#), call *endDocument()* on the *PartialResponseWriter* and return. If *isRenderAll()* returns *true* and this *UIViewRoot* is a *NamingContainer* , treat this as a case where *isRenderAll()* returned *false* , but use the *UIViewRoot* itself as the one and only component from which the tree visit must start.

If *isRenderAll()* returns *false* , if there are ids to render, visit the subset of components in the tree to be rendered in similar fashion as for other phases, but for each *UIComponent* in the traversal, call *startUpdate(id)* on the *PartialResponseWriter* , where *id* is the client id of the component. Call *encodeAll()* on the component, and then *endUpdate()* on the *PartialResponseWriter* . If there are no ids to render, this step is un-necessary. After the subset of components (if any) have been rendered, Render the state using the algorithm described below in [See Partial State Rendering](#), call *endDocument()* on the *PartialResponseWriter* and return.

#### *Partial State Rendering*

This section describes the requirements for rendering the `<update>` elements pertaining to view state and window id in the case of partial response rendering.

If the view root is marked transient, take no action and return.

Obtain a unique id for the view state, as described in the JavaDocs for the constant field `ResponseStateManager.VIEW_STATE_PARAM` . Pass this id to a call to `startUpdate()` on the `PartialResponseWriter` . Obtain the view state to render by calling `getViewState()` on the application's `StateManager` . Write the state by calling `write()` on the `PartialResponseWriter` , passing the state as the argument. Call `endUpdate()` on the `PartialResponseWriter` .

If `getClientWindow()` on the `ExternalContext` , returns non- `null` , obtain an id for the `<update>` element for the window id as described in the JavaDocs for the constant `ResponseStateManager.WINDOW_ID_PARAM` . Pass this id to a call to `startUpdate()` on the `PartialResponseWriter` . Call `write()` on that same writer, passing the result of calling `getId()` on the `ClientWindow` . Call `endUpdate()` on the `PartialResponseWriter` .

[P1-end]

## 2.3. Common Event Processing

For a complete description of the event processing model for Jakarta Server Faces components, see [See Event and Listener Model](#).

During several phases of the request processing lifecycle, as described in [See Standard Request Processing Lifecycle Phases](#), the possibility exists for events to be queued (via a call to the `queueEvent()` method on the source `UIComponent` instance, or a call to the `queue()` method on the `FacesEvent` instance), which must now be broadcast to interested event listeners. The broadcast is performed as a side effect of calling the appropriate lifecycle management method ( `processDecodes()` , `processValidators()` , `processUpdates()` , or `processApplication()` ) on the `UIViewRoot` instance at the root of the current component tree.

[P1-start-eventBroadcast]For each queued event, the `broadcast()` method of the source `UIComponent` must be called to broadcast the event to all event listeners who have registered an interest, on this source component for events of the specified type, after which the event is removed from the event queue.[P1-end] See the API reference for the `UIComponent.broadcast()` method for the detailed functional requirements.

It is also possible for event listeners to cause additional events to be enqueued for processing during the current phase of the request processing lifecycle. [P1-start-eventOrder]Such events must be broadcast in the order they were enqueued, after all originally queued events have been broadcast, before the lifecycle management method returns.[P1-end]

## 2.4. Common Application Activities

The following subsections describe common activities that may be undertaken by an application that is using Jakarta Faces to process an incoming request and/or create an outgoing response. Their use is described in [See Request Processing Lifecycle Scenarios](#), for each request processing lifecycle scenario in which the activity is relevant.

### 2.4.1. Acquire Faces Object References

This phase is only required when the request being processed was not submitted from a previous response, and therefore did not initiate the *Faces Request Generates Faces Response* lifecycle. In order to generate a Faces Response, the application must first acquire references to several objects provided by the Jakarta Faces implementation, as described below.

#### 2.4.1.1. Acquire and Configure Lifecycle Reference

[P1-start-lifeReference]As described in [See Lifecycle](#), the Jakarta Faces implementation must provide an instance of *jakarta.faces.lifecycle.Lifecycle* that may be utilized to manage the remainder of the request processing lifecycle.[P1-end] An application may acquire a reference to this instance in a portable manner, as follows:

```
LifecycleFactory lFactory = (LifecycleFactory)
    FactoryFinder.getFactory(FactoryFinder.LIFECYCLE_FACTORY);
Lifecycle lifecycle =
    lFactory.getLifecycle(LifecycleFactory.DEFAULT_LIFECYCLE);
```

It is also legal to specify a different lifecycle identifier as a parameter to the *getLifecycle()* method, as long as this identifier is recognized and supported by the Jakarta Faces implementation you are using. However, using a non-default lifecycle identifier will generally not be portable to any other Jakarta Faces implementation.

#### 2.4.1.2. Acquire and Configure FacesContext Reference

[P1-start-contextReference]As described in [See FacesContext](#), the Jakarta Faces implementation must provide an instance of *jakarta.faces.context.FacesContext* to contain all of the per-request state information for a Faces Request or a Faces Response. An application that is processing a Non-Faces Request, but wants to create a Faces Response, must acquire a reference to a *FacesContext* instance as follows

```
FacesContextFactory fcFactory = (FacesContextFactory)
    FactoryFinder.getFactory(FactoryFinder.FACES_CONTEXT_FACTORY);
FacesContext facesContext =
    fcFactory.getFacesContext(context, request, response, lifecycle);
```

where the *context*, *request*, and *response* objects represent the corresponding instances for the application environment.[P1-end] For example, in a servlet-based application, these would be the *ServletContext*, *HttpServletRequest*, and *HttpServletResponse* instances for the current request.

## 2.4.2. Create And Configure A New View

When a Faces response is being initially created, or when the application decides it wants to create and configure a new view that will ultimately be rendered, it may follow the steps described below in order to set up the view that will be used. You must start with a reference to a *FacesContext* instance for the current request.

### 2.4.2.1. Create A New View

Views are represented by a data structure rooted in an instance of *jakarta.faces.component.UIViewRoot*, and identified by a view identifier whose meaning depends on the *ViewHandler* implementation to be used during the *Render Response* phase of the request processing lifecycle 3. The *ViewHandler* provides a factory method that may be utilized to construct new component trees, as follows:

```
String viewId = ... identifier of the desired Tree ...;
ViewHandler viewHandler = application.getViewHandler();
UIViewRoot view = viewHandler.createView(facesContext, viewId);
```

[P1-start-createViewRoot]The *UIViewRoot* instance returned by the *createView()* method must minimally contain a single *UIViewRoot* provided by the Jakarta Faces implementation, which must encapsulate any implementation-specific component management that is required.[P1-end] Optionally, a Jakarta Faces implementation's *ViewHandler* may support the automatic population of the returned *UIViewRoot* with additional components, perhaps based on some external metadata description.

[P1-start-createView]The caller of *ViewHandler.createView()* must cause the *FacesContext* to be populated with the new *UIViewRoot*. Applications must make sure that it is safe to discard any state saved in the view rooted at the *UIViewRoot* currently stored in the *FacesContext*. [P1-end] If Facelets is the page definition language, *FacesContext.setViewRoot()* must be called before returning from *ViewHandler.createView()*. Refer to [See Default ViewHandler Implementation](#) for more *ViewHandler* details.

### 2.4.2.2. Configure the Desired RenderKit

[P1-start-defaultRenderkit]The *UIViewRoot* instance provided by the *ViewHandler*, as described in the previous subsection, must automatically be configured to utilize the default *jakarta.faces.render.RenderKit* implementation provided by the Jakarta Faces implementation, as described in [See RenderKit](#). This *RenderKit* must support the standard components and *Renderer*s described later in this specification, to maximize the portability of your application.[P1-end]

However, a different *RenderKit* instance provided by your Jakarta Faces implementation (or as an add-

on library) may be utilized instead, if desired. A reference to this *RenderKit* instance can be obtained from the standard *RenderKitFactory*, and then assigned to the *UIViewRoot* instance created previously, as follows:

```
String renderKitId = ... identifier of desired RenderKit ...;
RenderKitFactory rkFactory = (RenderKitFactory)
    FactoryFinder.getFactory(FactoryFinder.RENDER_KIT_FACTORY);
RenderKit renderKit = rkFactory.getRenderKit(renderKitId, facesContext);
view.setRenderKitId(renderKitId);
```

As described in Chapter 8, changing the *RenderKit* being used changes the set of *Renderer*s that will actually perform decoding and encoding activities. Because the components themselves store only a *rendererType* property (a logical identifier of a particular *Renderer*), it is thus very easy to switch between *RenderKit*s, as long as they support renderers with the same renderer types.

[P1-start-calcRenderkitId]The default *ViewHandler* must call *calculateRenderKitId()* on itself and set the result into the *UIViewRoot*'s *renderKitId* property.[P1-end] This allows applications that use alternative *RenderKit*s to dynamically switch on a per-view basis.

### 2.4.2.3. Configure The View's Components

At any time, the application can add new components to the view, remove them, or modify the attributes and properties of existing components. For example, a new *FooComponent* (an implementation of *UIComponent*) can be added as a child to the root *UIViewRoot* in the component tree as follows:

```
FooComponent component = ... create a FooComponent instance ...;
facesContext.getViewRoot().getChildren().add(component);
```

### 2.4.2.4. Store the new View in the FacesContext

[P1-start-setViewRoot]Once the view has been created and configured, the *FacesContext* instance for this request must be made aware of it by calling *setViewRoot()*. [P1-end]

## 2.5. Concepts that impact several lifecycle phases

This section is intended to give the reader a “big picture” perspective on several complex concepts that impact several request processing lifecycle phases.

### 2.5.1. Value Handling

At a fundamental level, Jakarta Server Faces is a way to get values from the user, into your model tier for processing. The process by which values flow from the user to the model has been documented elsewhere in this spec, but a brief holistic survey comes in handy. The following description assumes

---

the Jakarta Server Pages/HTTP case, and that all components have Renderers.

### 2.5.1.1. Apply Request Values Phase

The user presses a button that causes a form submit to occur. This causes the state of the form to be sent as *name=value* pairs in the *POST* data of the HTTP request. The Jakarta Faces request processing lifecycle is entered, and eventually we come to the *Apply Request Values Phase*. In this phase, the *decode()* method for each *Renderer* for each *UIComponent* in the view is called. The *Renderer* takes the value from the request and passes it to the *setSubmittedValue()* method of the component, which is, of course, an instance of *EditableValueHolder*. If the component has the " *immediate* " property set to *true*, we execute validation immediately after decoding. See below for what happens when we execute validation.

### 2.5.1.2. Process Validators Phase

*processValidators()* is called on the root of the view. For each *EditableValueHolder* in the view, If the " *immediate* " property is not set, we execute validation for each *UIInput* in the view. Otherwise, validation has already occurred and this phase is a no-op.

### 2.5.1.3. Executing Validation

Please see the javadocs for *UIInput.validate()* for more details, but basically, this method gets the submitted value from the component (set during *Apply Request Values*), gets the *Renderer* for the component and calls its *getConvertedValue()*, passing the submitted value. If a conversion error occurs, it is dealt with as described in the javadocs for that method. Otherwise, all validators attached to the component are asked to validate the converted value. If any validation errors occur, they are dealt with as described in the javadocs for *Validator.validate()*. The converted value is pushed into the component's *setValue()* method, and a *ValueChangeEvent* is fired if the value has changed.

### 2.5.1.4. Update Model Values Phase

For each *UIInput* component in the view, its *updateModel()* method is called. This method only takes action if a local value was set when validation executed and if the page author configured this component to push its value to the model tier. This phase simply causes the converted local value of the *UIInput* component to be pushed to the model in the way specified by the page author. Any errors that occur as a result of the attempt to push the value to the model tier are dealt with as described in the javadocs for *UIInput.updateModel()*.

## 2.5.2. Localization and Internationalization (L10N/I18N)

Jakarta Server Faces is fully internationalized. The I18N capability in Jakarta Server Faces builds on the I18N concepts offered in the Servlet, Jakarta Server Pages and JSTL specifications. I18N happens at several points in the request processing lifecycle, but it is easiest to explain what goes on by breaking the task down by function.

### 2.5.2.1. Determining the active *Locale*

Jakarta Faces has the concept of an active *Locale* which is used to look up all localized resources. Converters must use this *Locale* when performing their conversion. This *Locale* is stored as the value of the *locale* JavaBeans property on the *UIViewRoot* of the current *FacesContext* . The application developer can tell Jakarta Faces what locales the application supports in the applications' *WEB-INF/faces-config.xml* file. For example:

```
<faces-config>
  <application>
    <locale-config>
      <default-locale>en</default-locale>
      <supported-locale>de</supported-locale>
      <supported-locale>fr</supported-locale>
      <supported-locale>es</supported-locale>
    </locale-config>
  </application>
```

This application's default locale is *en* , but it also supports *de*, *fr*, and *es* locales. These elements cause the *Application* instance to be populated with *Locale* data. Please see the javadocs for details.

The *UIViewRoot* 's *Locale* is determined and set by the *ViewHandler* during the execution of the *ViewHandler* 's *createView()* method. [P1-start-locale]This method must cause the active *Locale* to be determined by looking at the user's preferences combined with the application's stated supported locales.[P1-end] Please see the javadocs for details.

The application can call *UIViewRoot.setLocale()* directly, but it is also possible for the page author to override the *UIViewRoot* 's locale by using the *locale* attribute on the *<f:view >* tag. [P1-start-localeValue]The value of this attribute must be specified as *language[|-|}country[|-|}variant]]* without the colons, for example " *ja\_JP\_SJIS* ". The separators between the segments must be ' - ' or ' \_ '.[P1-end]

In all cases where Jakarta Server Pages is utilized, the active *Locale* is set under "request scope" into the JSTL class *jakarta.servlet.jsp.jstl.core.Config* , under the key *Config.FMT\_LOCALE* .

To facilitate BCP 47 support, the *Locale* parsing mentioned above is done only if the *JDK.Locale.languageForTag* method does not return a *Locale* with a language in it. The additional format of the *Locale* string is as specified by that method.

### 2.5.2.2. Determining the Character Encoding

The request and response character encoding are set and interpreted as follows.

On an initial request to a Faces webapp, the request character encoding is left unmodified, relying on the underlying request object (e.g., the servlet or portlet request) to parse request parameter correctly.

[P1-start-setLocale]At the beginning of the render-response phase, the *ViewHandler* must ensure that

the response Locale is set to be that of the `UIViewRoot`, for example by calling `ServletResponse.setLocale()` when running in the servlet environment.[P1-end] Setting the response Locale may affect the response character encoding, see the Servlet and Portlet specifications for details.

[P1-start-encoding]At the end of the render-response phase, the `ViewHandler` must store the response character encoding used by the underlying response object (e.g., the servlet or portlet response) in the session (if and only if a session already exists) under a well known, implementation-dependent key.

On a subsequent postback, before any of the `ExternalContext` methods for accessing request parameters are invoked, the `ViewHandler` must examine the `Content-Type` header to read the `charset` attribute and use its value to set it as the request encoding for the underlying request object. If the `Content-Type` header doesn't contain a `charset` attribute, the encoding previously stored in the session (if and only if a session already exists), must be used to set the encoding for the underlying request object. If no character encoding is found, the request encoding must be left unmodified.[P1-end]

The above algorithm allows an application to use the mechanisms of the underlying technologies to adjust both the request and response encoding in an application-specific manner, for instance using the page directive with a fixed character encoding defined in the `contentType` attribute in a Jakarta Server Pages page, see the Servlet, Portlet and Jakarta Server Pages specifications for details. Note, though, that the character encoding rules prior to Servlet 2.4 and Jakarta Server Pages 2.0 are imprecise and special care must be taken for portability between containers.

### 2.5.2.3. Localized Text

There is no direct support for this in the API, but the Jakarta Server Pages layer provides a convenience tag that converts a `ResourceBundle` into a `java.util.Map` and stores it in the scoped namespace so all may get to it. This section describes how resources displayed to the end user may be localized. This includes images, labels, button text, tooltips, alt text, etc.

Since most Jakarta Faces components allow pulling their display value from the model tier, it is easy to do the localization at the model tier level. As a convenience, Jakarta Faces provides the `<f:loadBundle>` tag, which takes a `ResourceBundle` and loads it into a `Map`, which is then stored in the scoped namespace in request scope, thus making its messages available using the same mechanism for accessing data in the model tier. For example:

```
<f:loadBundle basename="com.foo.industryMessages.chemical"
              var="messages" />
<h:outputText value="#\{messages.benzene}" />
```

This must cause the `ResourceBundle` named `com.foo.industryMessages.chemical` to be loaded as a `Map` into the request scope under the key `messages`. Localized content can then be pulled out of it using the normal value expression syntax.



#### 2.5.2.4. Localized Application Messages

This section describes how Jakarta Faces handles localized error and informational messages that occur as a result of conversion, validation, or other application actions during the request processing lifecycle. The Jakarta Faces class *jakarta.faces.application.FacesMessage* is provided to encapsulate summary, detail, and severity information for a message. [P1-start-bundle]A Jakarta Faces implementation must provide a *jakarta.faces.Messages ResourceBundle* containing all of the necessary keys for the standard messages. The required keys (and a non-normative indication of the intended message text) are as follows:

- `jakarta.faces.component.UIInput.CONVERSION` — {0}: Conversion error occurred
- `jakarta.faces.component.UIInput.REQUIRED` — {0}: Validation Error: Value is required
- `jakarta.faces.component.UIInput.UPDATE` — {0}: An error occurred when processing your submitted information
- `jakarta.faces.component.UISelectOne.INVALID` — {0}: Validation Error: Value is not valid
- `jakarta.faces.component.UISelectMany.INVALID` — {0}: Validation Error: Value is not valid
- `jakarta.faces.converter.BigDecimalConverter.DECIMAL={2}`: "{0}" must be a signed decimal number.
- `jakarta.faces.converter.BigDecimalConverter.DECIMAL_detail={2}`: "{0}" must be a signed decimal number consisting of zero or more digits, that may be followed by a decimal point and fraction. Example: {1}
- `jakarta.faces.converter.BigIntegerConverter.BIGINTEGER={2}`: "{0}" must be a number consisting of one or more digits.
- `jakarta.faces.converter.BigIntegerConverter.BIGINTEGER_detail={2}`: "{0}" must be a number consisting of one or more digits. Example: {1}
- `jakarta.faces.converter.BooleanConverter.BOOLEAN={1}`: "{0}" must be 'true' or 'false'.
- `jakarta.faces.converter.BooleanConverter.BOOLEAN_detail={1}`: "{0}" must be 'true' or 'false'. Any value other than 'true' will evaluate to 'false'.
- `jakarta.faces.converter.ByteConverter.BYTE={2}`: "{0}" must be a number between -128 and 127.
- `jakarta.faces.converter.ByteConverter.BYTE_detail={2}`: "{0}" must be a number between -128 and 127. Example: {1}
- `jakarta.faces.converter.CharacterConverter.CHARACTER={1}`: "{0}" must be a valid character.
- `jakarta.faces.converter.CharacterConverter.CHARACTER_detail={1}`: "{0}" must be a valid ASCII character.
- `jakarta.faces.converter.DateTimeConverter.DATE={2}`: "{0}" could not be understood as a date.
- `jakarta.faces.converter.DateTimeConverter.DATE_detail={2}`: "{0}" could not be understood as a date. Example: {1}
- `jakarta.faces.converter.DateTimeConverter.TIME={2}`: "{0}" could not be understood as a time.

- `jakarta.faces.converter.DateTimeConverter.TIME_detail={2}`: "{0}" could not be understood as a time. Example: {1}
- `jakarta.faces.converter.DateTimeConverter.DATETIME={2}`: "{0}" could not be understood as a date and time.
- `jakarta.faces.converter.DateTimeConverter.DATETIME_detail={2}`: "{0}" could not be understood as a date and time. Example: {1}
- `jakarta.faces.converter.DateTimeConverter.PATTERN_TYPE={1}`: A 'pattern' or 'type' attribute must be specified to convert the value "{0}".
- `jakarta.faces.converter.DoubleConverter.DOUBLE={2}`: "{0}" must be a number consisting of one or more digits.
- `jakarta.faces.converter.DoubleConverter.DOUBLE_detail={2}`: "{0}" must be a number between 4.9E-324 and 1.7976931348623157E308 Example: {1}
- `jakarta.faces.converter.EnumConverter.ENUM={2}`: "{0}" must be convertible to an enum.
- `jakarta.faces.converter.EnumConverter.ENUM_detail={2}`: "{0}" must be convertible to an enum from the enum that contains the constant "{1}".
- `jakarta.faces.converter.EnumConverter.ENUM_NO_CLASS={1}`: "{0}" must be convertible to an enum from the enum, but no enum class provided.
- `jakarta.faces.converter.EnumConverter.ENUM_NO_CLASS_detail={1}`: "{0}" must be convertible to an enum from the enum, but no enum class provided.
- `jakarta.faces.converter.FloatConverter.FLOAT={2}`: "{0}" must be a number consisting of one or more digits.
- `jakarta.faces.converter.FloatConverter.FLOAT_detail={2}`: "{0}" must be a number between 1.4E-45 and 3.4028235E38 Example: {1}
- `jakarta.faces.converter.IntegerConverter.INTEGER={2}`: "{0}" must be a number consisting of one or more digits.
- `jakarta.faces.converter.IntegerConverter.INTEGER_detail={2}`: "{0}" must be a number between -2147483648 and 2147483647 Example: {1}
- `jakarta.faces.converter.LongConverter.LONG={2}`: "{0}" must be a number consisting of one or more digits.
- `jakarta.faces.converter.LongConverter.LONG_detail={2}`: "{0}" must be a number between -9223372036854775808 to 9223372036854775807 Example: {1}
- `jakarta.faces.converter.NumberConverter.CURRENCY={2}`: "{0}" could not be understood as a currency value.
- `jakarta.faces.converter.NumberConverter.CURRENCY_detail={2}`: "{0}" could not be understood as a currency value. Example: {1}
- `jakarta.faces.converter.NumberConverter.PERCENT={2}`: "{0}" could not be understood as a percentage.

- `jakarta.faces.converter.NumberConverter.PERCENT_detail={2}`: "{0}" could not be understood as a percentage. Example: {1}
- `jakarta.faces.converter.NumberConverter.NUMBER={2}`: "{0}" is not a number.
- `jakarta.faces.converter.NumberConverter.NUMBER_detail={2}`: "{0}" is not a number. Example: {1}
- `jakarta.faces.converter.NumberConverter.PATTERN={2}`: "{0}" is not a number pattern.
- `jakarta.faces.converter.NumberConverter.PATTERN_detail={2}`: "{0}" is not a number pattern. Example: {1}
- `jakarta.faces.converter.ShortConverter.SHORT={2}`: "{0}" must be a number consisting of one or more digits.
- `jakarta.faces.converter.ShortConverter.SHORT_detail={2}`: "{0}" must be a number between -32768 and 32767 Example: {1}
- `jakarta.faces.converter.STRING={1}`: Could not convert "{0}" to a string.
- `jakarta.faces.validator.BeanValidator.MESSAGE` — {0}
- `jakarta.faces.validator.DoubleRangeValidator.MAXIMUM` — {1}: Validation Error: Value is greater than allowable maximum of "{0}"
- `jakarta.faces.validator.DoubleRangeValidator.MINIMUM` — {1}: Validation Error: Value is less than allowable minimum of "{0}"
- `jakarta.faces.validator.DoubleRangeValidator.NOT_IN_RANGE` — {2}: Validation Error: Specified attribute is not between the expected values of {0} and {1}.
- `jakarta.faces.validator.DoubleRangeValidator.TYPE` — {0}: Validation Error: Value is not of the correct type
- `jakarta.faces.validator.LengthValidator.MAXIMUM` — {1}: Validation Error: Length is greater than allowable maximum of "{0}"
- `jakarta.faces.validator.LengthValidator.MINIMUM` — {1}: Validation Error: Length is less than allowable minimum of "{0}"
- `jakarta.faces.validator.LongRangeValidator.MAXIMUM` — {1}: Validation Error: Value is greater than allowable maximum of "{0}"
- `jakarta.faces.validator.LongRangeValidator.MINIMUM` — {1}: Validation Error Value is less than allowable minimum of "{0}"
- `jakarta.faces.validator.LongRangeValidator.NOT_IN_RANGE={2}`: Validation Error: Specified attribute is not between the expected values of {0} and {1}.
- `jakarta.faces.validator.LongRangeValidator.TYPE` — {0}: Validation Error: Value is not of the correct type

The following message keys are deprecated:

- `jakarta.faces.validator.NOT_IN_RANGE` — Specified attribute is not between the expected values of {0} and {1}[P1-end]

A Jakarta Faces application may provide its own messages, or overrides to the standard messages by supplying a `<message-bundle>` element to in the application configuration resources. Since the *ResourceBundle* provided in the Java platform has no notion of summary or detail, Jakarta Faces adopts the policy that *ResourceBundle* key for the message looks up the message summary. The detail is stored under the same key as the summary, with `_detail` appended. [P1-start-bundleKey]These *ResourceBundle* keys must be used to look up the necessary values to create a localized *FacesMessage* instance. Note that the value of the summary and detail keys in the *ResourceBundle* may contain parameter substitution tokens, which must be substituted with the appropriate values using `java.text.MessageFormat`. [P1-end] Replace the last parameter substitution token shown in the messages above with the input component's *label* attribute. For example, `{1}` for “*DoubleRangeValidator.MAXIMUM*”, `{2}` for “*ShortConverter.SHORT*”. The *label* attribute is a generic attribute. Please see [See Generic Attributes](#) and [See Standard HTML RenderKit Implementation](#) for more information on these attributes. If the input component's *label* attribute is not specified, use the component's client identifier.

These messages can be displayed in the page using the *UIMessage* and *UIMessages* components and their corresponding tags, `<h:message>` and `<h:messages>`.

[P1-start-facesMessage]The following algorithm must be used to create a *FacesMessage* instance given a message key.

- Call `getMessageBundle()` on the *Application* instance for this web application, to determine if the application has defined a resource bundle name. If so, load that *ResourceBundle* and look for the message there.
- If not there, look in the `jakarta.faces.Messages` resource bundle.
- In either case, if a message is found, use the above conventions to create a *FacesMessage* instance. [P1-end]

### 2.5.3. State Management

Jakarta Server Faces introduces a powerful and flexible system for saving and restoring the state of the view between requests to the server. It is useful to describe state management from several viewpoints. For the page author, state management happens transparently. For the app assembler, state management can be configured to save the state in the client or on the server by setting the *ServletContext* InitParameter named `jakarta.faces.STATE_SAVING_METHOD` to either *client* or *server*. The value of this parameter directs the state management decisions made by the implementation.

#### 2.5.3.1. State Management Considerations for the Custom Component Author

Since the component developer cannot know what the state saving method will be at runtime, they must be aware of state management. As shown in [See The jakarta.faces.component package](#), all Jakarta Faces components implement the *StateHolder* interface. As a consequence the standard components provide implementations of *PartialStateHolder* to suit their needs. [P1-start-componentStateHolder]A custom component that extends *UIComponent* directly, and does not extend any of the standard components, must implement *PartialStateHolder* (or its older super-interface, *StateHolder*), manually.

The helper class *StateHelper* exists to simplify this process for the custom component author. [P1-end] Please see [See PartialStateHolder](#) or [See StateHolder](#) for details.

A custom component that does extend from one of the standard components and maintains its own state, in addition to the state maintained by the superclass must take special care to implement *StateHolder* or *PartialStateHolder* correctly. [P1-start-saveState] Notably, calls to *saveState()* must not alter the state in any way. [P1-end] The subclass is responsible for saving and restoring the state of the superclass. Consider this example. My custom component represents a “slider” ui widget. As such, it needs to keep track of the maximum value, minimum value, and current values as part of its state.

```
public class Slider extends UISelectOne {
    protected Integer min = null;
    protected Integer max = null;
    protected Integer cur = null;

    // ... details omitted
    public Object saveState(FacesContext context) {
        Object values[] = new Object[4];
        values[0] = super.saveState(context);
        values[1] = min;
        values[2] = max;
        values[3] = cur;
    }

    public void restoreState(FacesContext context, Object state) {
        Object values[] = (Object []) state; // guaranteed to succeed
        super.restoreState(context, values[0]);
        min = (Integer) values[1];
        max = (Integer) values[2];
        cur = (Integer) values[3];
    }
}
```

Note that we call *super.saveState()* and *super.restoreState()* as appropriate. This is absolutely vital! Failing to do this will prevent the component from working.

### 2.5.3.2. State Management Considerations for the Jakarta Faces Implementor

The intent of the state management facility is to make life easier for the page author, app assembler, and component author. However, the complexity has to live somewhere, and the Jakarta Faces implementor is the lucky role. Here is an overview of the key players. Please see the javadocs for each individual class for more information.

#### Key Players in State Management

- *StateHelper* the helper class that defines a *Map* -like contract that makes it easier for components to implement *PartialStateHolder* .

- *ViewHandler* the entry point to the state management system. Uses a helper class, *StateManager* , to do the actual work. In the Jakarta Server Pages case, delegates to the tag handler for the `<f:view>` tag for some functionality.
- *StateManager* abstraction for the hard work of state saving. Uses a helper class, *ResponseStateManager* , for the rendering technology specific decisions.
- *ResponseStateManager* abstraction for rendering technology specific state management decisions.
- *UIComponent* directs process of saving and restoring individual component state.

#### 2.5.4. Resource Handling

This section only applies to pages written using Facelets. [See Resource Handling](#) is the starting point for the normative specification for Resource Handling. This section gives a non-normative overview of the feature. The following steps walk through the points in the lifecycle where this feature is encountered. Consider a Faces web application that contains resources that have been packaged into the application as specified in [See Packaging Resources](#). Assume each page in the application includes references to resources, specifically scripts and stylesheets. The first diagram in this chapter is helpful in understanding this example.

Consider an initial request to the application.

- The *ViewHandler* calls *ViewDeclarationLanguage.buildView()* . This ultimately causes the *processEvent()* method for the *jakarta.faces.resource.Script* and *jakarta.faces.resource.Stylesheet* renderers (which implement *ComponentSystemEventListener*) to be called after each component that declares them as their renderer is added to the view. This method is specified to take actions that cause the resource to be rendered at the correct part in the page based on user-specified or application invariant rules. Here's how it works.
- Every *UIComponent* instance in a view is created with a call to some variant of *Application.createComponent()* . The specification for this method now includes some annotation processing requirements. If the component or its renderer has an *@ListenerFor* or *@ListenersFor* annotation, and the *Script* and *Stylesheet* renderers must, the component or its renderer are added as a component scoped listener for the appropriate event. In the case of *Script* and *Stylesheet* renderers, they must listen for the *PostAddToViewEvent* .
- When the *processEvent()* method is called on a *Script* or *Stylesheet* renderer, the renderer takes the specified action to move the component to the proper point in the tree based on what kind of resource it is, and on what hints the page author has declared on the component in the view.
- The *ViewHandler* calls *ViewDeclarationLanguage.renderView()* . The view is traversed as normal and because the components with *Script* and *Stylesheet* renderers have already been reparented to the proper place in the view, the normal rendering causes the resource to be encoded as described in [RequestProcessingLifecycle.adoc#a842,See Rendering Resources>>](#).

The browser then parses the completely rendered page and proceeds to issue subsequent requests for the resources included in the page.

Now consider a request from the browser for one of those resources included in the page.

- The request comes back to the Faces server. The *FacesServlet* is specified to call *ResourceHandler.isResourceRequest()* as shown in the diagram in [See Faces Request Generates Faces Response](#). In this case, the method returns *true*. The *FacesServlet* is specified to call *ResourceHandler.handleResourceRequest()* to serve up the bytes of the resource.

### 2.5.5. View Parameters

This section only applies to pages written using Facelets. The normative specification for this feature is spread out across several places, including the View Declaration Language Documentation for the `<f:metadata>` element, the javadocs for the *UIViewParameter*, *ViewHandler*, and *ViewDeclarationLanguage* classes, and the spec language requirements for the default *NavigationHandler* and the Request Processing Lifecycle. This leads to a very diffuse field of specification requirements. To aid in understanding the feature, this section provides a non-normative overview of the feature. The following steps walk through the points in the lifecycle where this feature is encountered. Consider a web application that uses this feature exclusively on every page. Therefore every page has the following features in common.

- Every page has an `<f:metadata>` tag, with at least one `<f:viewParameter>` element within it.
- Every page has at least one `<h:link>` or `<h:button>` with the appropriate parameters nested within it.
- No other kind of navigation components are used in the application.

Consider an initial request to the application.

- As specified in section [See Restore View](#), the restore view phase of the request processing lifecycle detects that this is an initial request and tries to obtain the *ViewDeclarationLanguage* instance from the *ViewHandler* for this *viewId*. Because every page in the app is written in Facelets, there is a *ViewDeclarationLanguage* instance. Restore view phase calls *ViewDeclarationLanguage.getViewMetadata()*. Because every view in this particular app does have `<f:metadata>` on every page, this method returns a *ViewMetadata* instance. Restore view phase calls *ViewMetadata.createMetadataView()*. This method creates a *UIViewRoot* containing only children declared in the `<f:metadata>` element. Restore view phase calls *ViewMetadata.getViewParameters()*. Because every `<f:metadata>` in the app has at least one `<f:viewParameter>` element within it, this method returns a non empty *Collection<UIViewParameter>*. Restore view phase uses this fact to decide that the lifecycle must not skip straight to render response, as is the normal action taken on initial requests.
- The remaining phases of the request processing lifecycle execute: apply request values, process validations, update model values, invoke application, and finally render response. Because the view only contains *UIViewParameter* children, only these children are traversed during the lifecycle, but because this is an initial request, with no query parameters, none of these components take any action during the lifecycle.
- Because the pages exclusively use `<h:link>` and `<h:button>` for their navigation, the renderers for

these components are called during the rendering of the page. As specified in the renderkit docs for the renderers for those components, markup is rendered that causes the browser to issue a GET request with query parameters.

Consider when the user clicks on a link in the application. The browser issues a GET request with query parameters

- Restore view phase takes the same action as in the previously explained request. Because this is a GET request, no state is restored from the previous request.
- Because this is a request with query parameters, the *UIViewParameter* children do take action when they are traversed during the normal lifecycle, reading values during the apply request values phase, doing conversion and processing validators attached to the `<f:viewParam>` elements, if any, and updating models during the update model values phase. Because there are only `<h:link>` and `<h:button>` navigation elements in the page, no action action will happen during the invoke application phase. The response is re-rendered as normal. In such an application, the only navigation to a new page happens by virtue of the browser issuing a GET request to a different viewId.

### 2.5.6. Bookmarkability

Jakarta Faces has a bookmarking capability with the use of two Standard HTML RenderKit additions.

Provided is a component (*UIOutcomeTarget*) that provides properties that are used to produce a hyperlink at render time. The component can appear in the form of a button or a link. This feature introduces a concept known as “preemptive navigation”, which means the target URL is determined at Render Response time - before the user has activated the component. This feature allows the user to leverage the navigation model while also providing the ability to generate bookmarkable non-faces requests.

### 2.5.7. Jakarta Bean Validation

Jakarta Faces supports Jakarta Bean Validation. [p1-beanValidationRequired]A Jakarta Faces implementation must support Jakarta Bean Validation if the environment in which the Jakarta Faces runtime is included requires Jakarta Bean Validation. Currently the only such environment is when Jakarta Faces is included in a Jakarta EE runtime.[p1-end]

A detailed description of the usage of Jakarta Bean Validation with Jakarta Faces is beyond the scope of this section, but this section will provide a brief overview of the feature, touching on the points of interest to a spec implementor. Consider a simple web application that has one page, written in Facelets, that has several text fields inside of a form. This application is running in a Jakarta Faces runtime in an environment that does require Jakarta Bean Validation, and therefore this feature is available. Assume that every text field is bound to a managed bean property that has at least one Jakarta Bean Validation constraint annotation attached to it.

During the render response phase that always precedes a postback, due to the specification requirements in [See Validation Registration](#), every *UIInput* in this application has an instance of



---

*Validator* with id *jakarta.faces.Bean* attached to it.

During the process validations phase, due to the specification for the *validate()* method of this *Validator*, Bean Validation is invoked automatically, for the user specified validation constraints, whenever such components are normally validated. The *jakarta.faces.Bean* standard validator also ensures that every *ConstraintViolation* that resulted in attempting to validate the model data is wrapped in a *FacesMessage* and added to the *FacesContext* as normal with every other kind of validator.

See also [See Bean Validation Integration](#).

## 2.5.8. Ajax

Jakarta Faces supports Ajax. The specification contains a JavaScript library for performing basic Ajax operations. The library helps define a standard way of sending an Ajax request, and processing an Ajax response, since these are problem areas for component compatibility. The specification provides two ways of adding Ajax to Jakarta Faces web applications. Page authors may use the JavaScript library directly in their pages by attaching the Ajax request call to a Jakarta Faces component via a JavaScript event (such as onclick). They may also take a more declarative approach and use a core Facelets tag (<f:ajax/>) that they can nest within Jakarta Faces components to “Ajaxify” them. It is also possible to “Ajaxify” regions of a page by “wrapping” the tag around component groups.

The server side aspects of Jakarta Faces Ajax frameworks work with the standard Jakarta Faces lifecycle. In addition to providing a standard page authoring experience, the specification also standardizes the server side processing of Ajax requests. Selected components in a Jakarta Faces view can be processed (known as partial processing) and selected components can be rendered to the client (known as partial rendering).

## 2.5.9. Component Behaviors

The Jakarta Faces specification contains a type of attached object known as component behaviors. Component behaviors play a similar role to converters and validators in that they are attached to a component instance in order to enhance the component with additional functionality not defined by the component itself. While converters and validators are currently limited to the server-side request processing lifecycle, component behaviors have impact that extends to the client, within the scope of a particular instance component in a view. In particular, the *ClientBehavior* interface defines a contract for behaviors that can enhance a component’s rendered content with behavior-defined “scripts”. These scripts are executed on the client in response to end user interaction, but can also trigger postbacks back into the Jakarta Faces request processing lifecycle.

The usage pattern for client behaviors is as follows:

- The page author attaches a client behavior to a component, typically by specifying a behavior tag as a child of a component tag.
- When attaching a client behavior to a component, the page author identifies the name of a client “event” to attach to. The set of valid events are defined by the component.

- At render time, the component (or renderer) retrieves the client behavior and asks it for its script.
- The component (or renderer) renders this script at the appropriate location in its generated content (eg. typically in a DOM event handler).
- When the end user interacts with the component's content in the browser, the behavior-defined script is executed in response to the page author-specified event.
- The script provides some client-side interaction, for example, hiding or showing content or validating input on the client, and possibly posts back to the server.

The first client behavior provided by the Jakarta Faces specification is the *AjaxBehavior*. This behavior is exposed to a page author as a Facelets `<f:ajax>` tag, which can be embedded within any of the standard HTML components as follows:

```
<h:commandButton>
  <f:ajax event="mouseover" />
</h:commandButton>
```

When activated in response to end user activity, the `<f:ajax>` client behavior generates an Ajax request back into the Jakarta Faces request processing lifecycle.

The component behavior framework is extensible and allows developers to define custom behaviors and also allows component authors to enhance custom components to work with behaviors.

### 2.5.10. System Events

System Events are normatively specified in [See System Events](#). This section provides an overview of this feature as it relates to the lifecycle.

System events expand on the idea of lifecycle *PhaseEvent*s. With *PhaseEvent*s, it is possible to have application scoped *PhaseListeners* that are given the opportunity to act on the system before and after each phase in the lifecycle. System events provide a much more fine grained insight into the system, allowing application or component scoped listeners to be notified of a variety of kinds of events. The set of events supported in the core specification is given in [See Event Classes](#). To accommodate extensibility, users may define their own kinds of events.

The system event feature is a simple publish/subscribe event model. There is no event queue, events are published immediately, and always with a call to *Application.publishEvent()*. There are several ways to declare interest in a particular kind of event.

- Call *Application.subscribeToEvent()* to add an application scoped listener.
- Call *UIComponent.subscribeToEvent()* to add a component scoped listener.
- Use the `<f:event>` tag to declare a component scoped listener.
- Use the `@ListenerFor` or `@ListenersFor` annotation. The scope of the listener is determined by the code that processes the annotation.

- Use the `<system-event-listener>` element in an application configuration resource to add an application scoped listener.

This feature is conceptually related to the lifecycle because there are calls to `Application.publishEvent()` sprinkled throughout the code that gets executed when the lifecycle runs.

## 2.6. Resource Handling

As shown in the diagram in [See Faces Request Generates Faces Response](#), [P1-start isResourceRequest rules] the Jakarta Faces run-time must determine if the current Faces Request is a *Faces Resource Request* or a *View Request*. This must be accomplished by calling `Application.getResourceHandler().isResourceRequest()`. [P1-end] Most of the normative specification for resource handling is contained in the Javadocs for `ResourceHandler` and its related classes. This section contains the specification for resource handling that fits best in prose, rather than in Javadocs.

### 2.6.1. Packaging Resources

`ResourceHandler` defines a path based packaging convention for resources. The default implementation of `ResourceHandler` must support packaging resources in the web application root or in the classpath, according to the following specification. Other implementations of `ResourceHandler` are free to package resources however they like.

#### 2.6.1.1. Packaging Resources into the Web Application Root

[P1-start web app packaging ] The default implementation must support packaging resources in the web application root under the path

`resources/<resourceIdentifier>`

relative to the web app root. Resources packaged into the web app root must be accessed using the `getResource*()` methods on `ExternalContext`. [P1-end]

#### 2.6.1.2. Packaging Resources into the Classpath

[P1-start classpath packaging ]For the default implementation, resources packaged in the classpath must reside under the JAR entry name:

`META-INF/resources/<resourceIdentifier>`

Resources packaged into the classpath must be accessed using the `getResource*()` methods of the `ClassLoader` obtained by calling the `getContextClassLoader()` method of the current `Thread`. [P1-end]

#### 2.6.1.3. Resource Identifiers

`<resourceIdentifier>` consists of several segments, specified as follows.

[P1-start requirements for something to be considered a valid resourceIdentifier]

*[localePrefix][libraryName][libraryVersion]/resourceName[/resourceVersion]*

The run-time must enforce the following rules to consider a *<resourceIdentifier>* valid. A *<resourceIdentifier>* that does not follow these rules must not be considered valid and must be ignored silently.

- The set of characters that are valid for use in the *localePrefix* , *libraryName* , *libraryVersion* , *resourceName* and *resourceVersion* segments of the resource identifier is specified as XML NameChar excluding the path separator and ‘:’ characters. The specification for XML NameChar may be seen at <http://www.w3.org/TR/REC-xml/#NT-NameChar> .
- A further restriction applies to *libraryName* . A *libraryName* must not be an underscore separated sequence of non-negative integers or a locale string. More rigorously, a *libraryName* must not match either of the following regular expressions:

```
[0-9]+(_[0-9]+)*
[A-Za-z]{2}(_[A-Za-z]{2}(_[A-Za-z]+)*)?
```

- Segments in square brackets [] are optional.
- The segments must appear in the order shown above.
- If *libraryVersion* is present, it must be preceded by *libraryName*.
- If *libraryVersion* is present, any leaf files under *libraryName* must be ignored.
- If *resourceVersion* is present, it must be preceded by *resourceName*.
- There must be a ‘/’ between adjacent segments in a *<resourceIdentifier>*
- If *libraryVersion* or *resourceVersion* are present, both must be a ‘\_’ separated list of integers, neither starting nor ending with ‘\_’

If *resourceVersion* is present, it must be a version number in the same format as *libraryVersion* . An optional “file extension” may be used with the *resourceVersion*. If “file extension” is used, a “.” character, followed by a “file extension” must be appended to the version number. See the following table for an example.

[P1-end]

The following examples illustrate the nine valid combinations of the above resource identifier segments.

localePrefix	libraryName	libraryVersion	resourceName	resourceVersion	Description	actual resourceIdentifier
[optional]	[optional]	Version [optional]	[required]	Version [optional]		

—	—	—	<i>duke.gif</i>	—	A non-localized, non-versioned image resource called " <i>duke.gif</i> ", not in a library	<i>duke.gif</i>
—	<i>corporate</i>	—	<i>duke.gif</i>	—	A non-localized, non-versioned image resource called " <i>duke.gif</i> " in a library called " <i>corporate</i> "	<i>corporate/duke.gif</i>
—	<i>corporate</i>	<i>2_3</i>	<i>duke.gif</i>	—	A non-localized, non-versioned image resource called " <i>duke.gif</i> ", in version <i>2_3</i> of the " <i>corporate</i> " library	<i>corporate/2_3/duke.gif</i>

—	<i>basic</i>	<i>2_3</i>	<i>script.js</i>	<i>1_3_4.js</i>	A non-localized, version 1.3.4 script resource called " <i>script.js</i> ", in versioned <i>2_3</i> library called " <i>basic</i> ".	<i>basic/2_3/script.js/1_3_4.js</i>
<i>de</i>	—	—	<i>header.css</i>	—	A non-versioned style resource called " <i>header.css</i> " localized for locale " <i>de</i> "	<i>de/header.css</i>
<i>de_AT</i>	—	—	<i>footer.css</i>	<i>1_4_2.css</i>	Version <i>1_4_2</i> of style resource " <i>footer.css</i> ", localized for locale " <i>de_AT</i> "	<i>de_AT/footer.css/1_4_2.css</i>
<i>zh</i>	<i>extraFancy</i>	—	<i>menu-bar.css</i>	<i>2_4.css</i>	Version <i>2_4</i> of style resource called, " <i>menu-bar.css</i> " in non-versioned library, " <i>extraFancy</i> ", localized for locale " <i>zh</i> "	<i>zh/extraFancy/menu-bar.css/2_4.css</i>

<i>ja</i>	<i>mild</i>	<i>0_1</i>	<i>ajaxTransaction.js</i>	—	Non-versioned script resource called, " <i>ajaxTransaction.js</i> ", in version <i>0_1</i> of library called " <i>mild</i> ", localized for locale " <i>ja</i> "	<i>ja/mild/0_1/ajaxTransaction.js</i>
<i>de_ch</i>	<i>grassy</i>	<i>1_0</i>	<i>bg.png</i>	<i>1_0.png</i>	Version <i>1_0</i> of image resource called " <i>bg.png</i> ", in version <i>1_0</i> of library called " <i>grassy</i> " localized for locale " <i>de_ch</i> "	<i>de_ch/grassy/1_0/bg.png/1_0.png</i>

#### 2.6.1.4. Libraries of Localized and Versioned Resources

An important feature of the resource handler is the ability for resources to be localized, versioned, and collected into libraries. The localization and versioning scheme is completely hidden behind the API of *ResourceHandler* and *Resource* and is not exposed in any way to the Jakarta Faces run-time.

[P1-start resource versioning] The default implementation of *ResourceHandler.createResource()*, for all variants of that method, must implement the following to discover which actual resource will be encapsulated within the returned *Resource* instance. An implementation may perform caching of the resource metadata to improve performance if the *ProjectStage* is *ProjectStage.Production*.

Using the *resourceName* and *libraryName* arguments to *createResource()*, and the resource packaging scheme specified in [See Packaging Resources into the Web Application Root](#), [See Packaging Resources into the Classpath](#), and [See Resource Identifiers](#), discover the file or entry that contains the bytes of the resource. If there are multiple versions of the same library, and *libraryVersion* is not specified, the library with the highest version is chosen. If there are multiple versions of the same resource, and *resourceVersion* is not specified, the resource with the highest version is chosen. The algorithm is specified in pseudocode.

```

function createResource(resourceName, libraryName) {
    var resource = null;
    var resourceId = null;
    for (var contract : getLibraryContracts()) {
        resourceId = deriveResourceIdConsideringResourceLoaders(contract,
            resourceName, libraryName)
        if (null != resourceId) {
            resource = create the resource using the resourceId;
            return resource;
        }
    }

    // try without a contract
    resourceId = deriveResourceIdConsideringResourceLoaders(null,
        resourceName, libraryName)
    if (null != resourceId) {
        resource = create the resource using the resourceId;
    }
    return resource;
}

function deriveResourceIdConsideringResourceLoaders(contract,
    resourceName, libraryName) {
    var prefix = web app root resource prefix;
    var resourceLoader = web app resource loader;
    // these are shorthand for the prefix and resource loading
    // facility specified in Section 2.6.1.1. They are
    // not actual API per se.
    var resourceId = deriveResourceIdConsideringLocalePrefix(contract,
        prefix, resourceLoader, resourceName, libraryName);

    if (null == resourceId) {
        prefix = classpath resource prefix;
        resourceLoader = classpath resource loader;
        // these are shorthand for the prefix and resource
        // loading facility specified in Section 2.6.1.2. They are
        // not actual API per se.
        resourceId = deriveResourceIdConsideringLocalePrefix(contract,
            prefix, resourceLoader, resourceName, libraryName);
    }
    return resourceId;
}

function deriveResourceIdConsideringLocalePrefix(contract, prefix,
    resourceLoader, resourceName, libraryName) {
    var localePrefix = getLocalePrefix();
    var result = deriveResourceId(contract, prefix, resourceLoader,
        resourceName, libraryName, localePrefix);
}

```



```

// If the application has been configured to have a localePrefix,
// and the resource is not found, try to find it again,
// without the localePrefix.
if (null == result && null != localePrefix) {
    result = deriveResourceId(contract, prefix, resourceLoader,
        resourceName, libraryName, null);
}
return result;
}

function deriveResourceId(contract, prefix, resourceLoader,
    resourceName, libraryName, localePrefix) {
    var resourceVersion = null;
    var libraryVersion = null;
    var resourceId;
    if (null != localePrefix) {
        prefix = localePrefix + '/' + prefix;
    }
    if (null != contract) {
        prefix = contract + '/' + prefix;
    }

    if (null != libraryName) {
        // actual argument is
        // resourcesInContractInJar/resources/resourcesInContractInJar
        var libraryPaths = resourceLoader.getResourcePaths(
            prefix + '/' + libraryName);

        if (null != libraryPaths && !libraryPaths.isEmpty()) {
            libraryVersion = // execute the comment
                // Look in the libraryPaths for versioned libraries.
                // If one or more versioned libraries are found, take
                // the one with the highest version number as the value
                // of libraryVersion. If no versioned libraries
                // are found, let libraryVersion remain null.
        }
        if (null != libraryVersion) {
            libraryName = libraryName + '/' + libraryVersion;
        }
        var resourcePaths = resourceLoader.getResourcePaths(
            prefix + '/' + libraryName + '/' + resourceName);
        if (null != resourcePaths && !resourcePaths.isEmpty()) {
            resourceVersion = // execute the comment +
                // Look in the resourcePaths for versioned resources.
                // If one or more versioned resources are found, take
                // the one with the "highest" version number as the value
                // of resourceVersion. If no versioned libraries
                // are found, let resourceVersion remain null.
        }
    }
}

```

```

    }
    if (null != resourceVersion) {
        resourceId = prefix + '/' + libraryName + '/' +
            resourceName + '/' + resourceVersion;
    }
    else {
        resourceId = prefix + '/' + libraryName + '/' + resourceName;
    }
} // end of if (null != libraryName)
else {
    // libraryName == null
    var resourcePaths = resourceLoader.getResourcePaths(
        prefix + '/' + resourceName);
    if (null != resourcePaths && !resourcePaths.isEmpty()) {
        resourceVersion = // execute the comment
        // Look in the resourcePaths for versioned resources.
        // If one or more versioned resources are found, take
        // the one with the "highest" version number as the value
        // of resourceVersion. If no versioned libraries
        // are found, let resourceVersion remain null.
    }
    if (null != resourceVersion) {
        resourceId = prefix + '/' + resourceName + '/' +
            resourceVersion;
    } else {
        resourceId = prefix + '/' + resourceName;
    }
} // end of else, when libraryName == null
return resourceId;
}

function getLocalePrefix() {
    var localePrefix;
    var appBundleName = facesContext.application.messageBundle;
    if (null != appBundleName) {
        var locale =
            // If there is a viewRoot on the current facesContext,
            // use its locale.
            // Otherwise, use the locale of the application's ViewHandler
        ResourceBundle appBundle = ResourceBundle.getBundle(
            appBundleName, locale);
        localePrefix = appBundle.getString(ResourceHandler.LOCALE_PREFIX);
    }
    // Any MissingResourceException instances that are encountered
    // in the above code must be swallowed by this method, and null
    // returned;
    return localePrefix;
}

```

[P1-end]

## 2.6.2. Rendering Resources

Resources such as images, stylesheets and scripts use the resource handling mechanism as outlined in [See Packaging Resources](#). So, for example:

```
<h:graphicImage name="Planets.gif" library="images"/>
<h:graphicImage value="#{resource['images:Planets.gif']}/>
```

These entries render exactly the same markup. In addition to using the name and library attributes, stylesheet and script resources can be “relocated” to other parts of the view. For example, we could specify that a script resource be rendered within an HTML “head”, “body” or “form” element in the page.

### 2.6.2.1. Relocatable Resources

Relocatable resources are resources that can be told where to render themselves, and this rendered location may be different than the resource tag placement in the view. For example, a portion of the view may be described in the view declaration language as follows:

```
<f:view contentType="text/html">
  <h:head>
    <meta http-equiv="Content-Type"
      content="text/html; charset=iso-8859-1" />
    <title>Example View</title>
  </h:head>
  <h:body>
    <h:form>
      <h:outputScript name="ajax.js" library="jakarta.faces"
        target="head"/>
    </h:form>
  </h:body>
</f:view>
```

The `<h:outputScript>` tag refers to the renderer, `ScriptRenderer`, that listens for `PostAddToViewEvent` event types:

```
@ListenerFor(facesEventClass=PostAddToViewEvent.class,
  sourceClass=UIOutput.class)
public class ScriptRenderer extends Renderer
  implements ComponentSystemEventListener {...
```

Refer to [See Event and Listener Model](#). When the component for this resource is added to the view, the `ScriptRenderer processEvent` method adds the component to a facet (named by the target attribute) under the view root. using the `UIViewRoot` component resource methods as described in [See Methods](#).

The `<h:head>` and `<h:body>` tags refer to the renderers `HeadRenderer` and `BodyRenderer` respectively. They are described in the Standard HTML Renderkit documentation referred to in [See Standard HTML RenderKit Implementation](#). During the rendering phase, the `encode` methods for these renderers render the HTML “head” and “body” elements respectively. Then they render all component resources under the facet child (named by target) under the `UIViewRoot` using the `UIViewRoot` component resource methods as described in [See Methods](#).

Existing component libraries (with existing head and body components), that want to use this resource loading feature must follow the rendering requirements described in [See Standard HTML RenderKit Implementation](#).

### 2.6.2.2. Resource Rendering Using Annotations

Components and renderers may be declared as requiring a resource using the `@ResourceDependency` annotation. The implementation must scan for the presence of this annotation on the component that was added to the List of child components. Check for the presence of the annotation on the renderer for this component (if there is a renderer for the component). The annotation check must be done immediately after the component is added to the List. Refer to [See Component Tree Manipulation](#) for detailed information.

## 2.7. Resource Library Contracts

[P1-start\_contract\_packaging]A resource library contract is a resource library, as specified in the preceding section, except that instead of residing in the *resources* directory of the web-app root, or in the *META-INF/resources* JAR entry name in a JAR file, it resides in the *contracts* directory of the web-app root, or in the *META-INF/contracts* JAR entry name in a JAR file. When packaged in a JAR file, there is one additional packaging requirement: each resource library contract in the JAR must have a marker file. The name of the file is given by the value of the symbolic constant `jakarta.faces.application.ResourceHandler.RESOURCE_CONTRACT_XML`. This may be a zero length file, though future versions of the specification may use the file to declare the usage contract. [P1-end] The requirement to have a marker file enables implementations to optimize for faster deployment while still enabling automatic discovery of the available contracts.

Following is a listing of the entries in a JAR file containing two resource library contracts.

```
META-INF/contracts/  
    siteLayout/  
        jakarta.faces.contract.xml  
        topNav_template.xhtml  
        leftNav_foo.xhtml  
        styles.css  
        script.js  
        background.png  
    subSiteLayout/  
        jakarta.faces.contract.xml  
        sub_template.xhtml
```

All of the other packaging, encoding and decoding requirements are the same as for resource libraries.

See [FaceletsAndWebApplications.adoc#a5526,See Resource Library Contracts Background>>](#) for a non-normative overview of the feature, including a brief usage example.

# Chapter 3. User Interface Component Model

A Jakarta Faces *user interface component* is the basic building block for creating a Jakarta Faces user interface. A particular component represents a configurable and reusable element in the user interface, which may range in complexity from simple (such as a button or text field) to compound (such as a tree control or table). Components can optionally be associated with corresponding objects in the data model of an application, via *value expressions*.

Jakarta Faces also supports user interface components with several additional helper APIs:

- *Converters* —Pluggable support class to convert the markup value of a component to and from the corresponding type in the model tier.
- *Events and Listeners* —An event broadcast and listener registration model based on the design patterns of the JavaBeans Specification, version 1.0.1.
- *Validators* —Pluggable support classes that can examine the local value of a component (as received in an incoming request) and ensure that it conforms to the business rules enforced by each Validator. Error messages for validation failures can be generated and sent back to the user during rendering.

The user interface for a particular page of a Jakarta Faces-based web application is created by assembling the user interface components for a particular request or response into a *view*. The view is a tree of classes that implement *UIComponent*. The components in the tree have parent-child relationships with other components, starting at the *root element* of the tree, which must be an instance of *UIViewRoot*. Components in the tree can be anonymous or they can be given a *component identifier* by the framework user. Components in the tree can be located based on *component identifiers*, which must be unique within the scope of the nearest ancestor to the component that is a *naming container*. For complex rendering scenarios, components can also be attached to other components as *facets*.

This chapter describes the basic architecture and APIs for user interface components and the supporting APIs.

## 3.1. UIComponent and UIComponentBase

The base abstract class for all user interface components is *jakarta.faces.component.UIComponent*. This class defines the state information and behavioral contracts for all components through a Java programming language API, which means that components are independent of a rendering technology such as Jakarta Server Pages. A standard set of components (described in [Standard User Interface Components](#)) that add specialized properties, attributes, and behavior, is also provided as a set of concrete subclasses.

Component writers, tool providers, application developers, and Jakarta Faces implementors can also create additional *UIComponent* implementations for use within a particular application. To assist such developers, a convenience subclass, *jakarta.faces.component.UIComponentBase*, is provided as part of

Jakarta Faces. This class provides useful default implementations of nearly every *UIComponent* method, allowing the component writer to focus on the unique characteristics of a particular *UIComponent* implementation.

The following subsections define the key functional capabilities of Jakarta Faces user interface components.

### 3.1.1. Component Identifiers

```
public String getId();
public void setId(String componentId);
```

[N/T-start may-component-identifier] Every component may be named by a *component identifier* that must conform to the following rules:

- They must start with a letter (as defined by the *Character.isLetter()* method).
- Subsequent characters must be letters (as defined by the *Character.isLetter()* method), digits as defined by the *Character.isDigit()* method, dashes ('-'), or underscores ('\_').

[P1-end] To minimize the size of responses generated by Jakarta Server Faces, it is recommended that component identifiers be as short as possible.

If a component has been given an identifier, it must be unique in the namespace of the closest ancestor to that component that is a *NamingContainer* (if any).

### 3.1.2. Component Type

While not a property of *UIComponent*, the *component-type* is an important piece of data related to each *UIComponent* subclass that allows the *Application* instance to create new instances of *UIComponent* subclasses with that type. Please see [Object Factories](#) for more on *component-type*.

Component types starting with “jakarta.faces.” are reserved for use by the Jakarta Faces specification.

### 3.1.3. Component Family

```
public String getFamily();
```

Each standard user interface component class has a standard value for the component family, which is used to look up renderers associated with this component. Subclasses of a generic *UIComponent* class will generally inherit this property from its superclass, so that renderers who only expect the superclass will still be able to process specialized subclasses.

Component families starting with “jakarta.faces.” are reserved for use by the Jakarta Faces specification.

### 3.1.4. ValueExpression properties

Properties and attributes of standard concrete component classes may be *value expression enabled*. This means that, rather than specifying a literal value as the parameter to a property or attribute setter, the caller instead associates a *ValueExpression* (see [ValueBinding](#)) whose *getValue()* method must be called (by the property getter) to return the actual property value to be returned if no value has been set via the corresponding property setter. If a property or attribute value has been set, that value must be returned by the property getter (shadowing any associated value binding expression for this property).

Value binding expressions are managed with the following method calls:

```
public ValueExpression getValueExpression(String name);
public void setValueExpression(String name, ValueExpression expression);
```

where *name* is the name of the attribute or property for which to establish the value expression. [P1-start setValueExpression rules] The implementation of *setValueExpression* must determine if the expression is a literal by calling *ValueExpression.isLiteralText()* on the expression argument. If the expression argument is literal text, then *ValueExpression.getValue()* must be called on the expression argument. The result must be used as the value argument, along with the name argument to this component's *getAttributes().put(name, value)* method call. [P1-end] [P1-start which properties are value expression enabled] For the standard component classes defined by this specification, all attributes, and all properties other than *id*, *parent*, *action*, *listener*, *actionListener*, *valueChangeListener*, and *validator* are value expression enabled. The *action*, *listener*, *actionListener*, *valueChangeListener*, and *validator* attributes are method expression enabled.[P1-end]

In previous versions of this specification, this concept was called “value binding”. Methods and classes referring to this concept are deprecated, but remain implemented to preserve backwards compatibility.

```
public ValueBinding getValueBinding(String name);
public void setValueBinding(String name, ValueBinding binding);
```

Please consult the javadoc for these methods to learn how they are implemented in terms of the new “value expression” concept.

### 3.1.5. Component Bindings

A *component binding* is a special value expression that can be used to facilitate “wiring up” a component instance to a corresponding property of a JavaBean that is associated with the page, and wants to manipulate component instances programatically. It is established by calling *setValueExpression()* (see [ValueExpression properties](#)) with the special property name *binding*.

The specified *ValueExpression* must point to a read-write JavaBeans property of type *UIComponent* (or



appropriate subclass). Such a component binding is used at two different times during the processing of a Faces Request:

- [P3-start how a component binding is used from a Jakarta Server Pages page] When a component instance is first created (typically by virtue of being referenced by a *UIComponentELTag* in a Jakarta Server Pages page), the Jakarta Faces implementation will retrieve the *ValueExpression* for the name *binding*, and call *getValue()* on it. If this call returns a non-null *UIComponent* value (because the JavaBean programmatically instantiated and configured a component already), that instance will be added to the component tree that is being created. If the call returns *null*, a new component instance will be created, added to the component tree, and *setValue()* will be called on the *ValueExpression* (which will cause the property on the JavaBean to be set to the newly created component instance). [P3-end]
- [P1-start how a component binding is used when restoring the tree]When a component tree is recreated during the *Restore View* phase of the request processing lifecycle, for each component that has a *ValueExpression* associated with the name “binding”, *setValue()* will be called on it, passing the recreated component instance. [P1-end]

Component bindings are often used in conjunction with JavaBeans that are dynamically instantiated via the Managed Bean Creation facility (see [VariableResolver](#) and the [Default VariableResolver](#)). If application developers place managed beans that are pointed at by component binding expressions in any scope other than request scope, the system cannot behave correctly. This is because placing it in a scope wider than request scope would require thread safety, since *UIComponent* instances depend on running inside of a single thread. There are also potentially negative impacts on memory management when placing a component binding in “session” or “view” scopes.

### 3.1.6. Client Identifiers

Client identifiers are used by Jakarta Faces implementations, as they decode and encode components, for any occasion when the component must have a client side name. Some examples of such an occasion are:

- to name request parameters for a subsequent request from the Jakarta Faces-generated page.
- to serve as anchors for client side scripting code.
- to serve as anchors for client side accessibility labels.

```
public String getClientId(FacesContext context);
protected String getContainerClientId(FacesContext context);
```

The client identifier is derived from the component identifier (or the result of calling *UIViewRoot.createUniqueId()* if there is not one), and the client identifier of the closest parent component that is a *NamingContainer* according to the algorithm specified in the javadoc for *UIComponent.getClientId()*. The *Renderer* associated with this component, if any, will then be asked to convert this client identifier to a form appropriate for sending to the client. The value returned from

this method must be the same throughout the lifetime of the component instance unless *setId()* is called, in which case it will be recalculated by the next call to *getClientId()*.

### 3.1.7. Component Tree Manipulation

```
public UIComponent getParent();
public void setParent(UIComponent parent);
```

Components that have been added as children of another component can identify the parent by calling the *getParent* method. For the root node component of a component tree, or any component that is not part of a component tree, *getParent* will return *null*. In some special cases, such as transient components, it is possible that a component in the tree will return *null* from *getParent()*. The *setParent()* method should only be called by the *List* instance returned by calling the *getChildren()* method, or the *Map* instance returned by calling the *getFacets()* method, when child components or facets are being added, removed, or replaced.

```
public List<UIComponent> getChildren();
```

Return a mutable *List* that contains all of the child *UIComponents* for this component instance. [P1-start requirements of *UIComponent.getChildren()* ] The returned *List* implementation must support all of the required and optional methods of the *List* interface, as well as update the parent property of children that are added and removed, as described in the Javadocs for this method. [P1-end] Note that the *add()* methods have a special requirement to cause the *PostAddToViewEvent* method to be fired, as well as the processing of the *ResourceDependency* annotation. See the javadocs for *getChildren()* for details.

```
public int getChildCount();
```

A convenience method to return the number of child components for this component. [P2-start *UIComponent.getChildCount* requirements.] If there are no children, this method must return 0. The method must not cause the creation of a child component list, so it is preferred over calling *getChildren().size()* when there are no children. [P2-end]

### 3.1.8. Component Tree Navigation

```
public UIComponent findComponent(String expr);
```

Search for and return the *UIComponent* with an *id* that matches the specified search expression (if any), according to the algorithm described in the Javadocs for this method.

```
public Iterator<UIComponent> getFacetsAndChildren();
```

Return an immutable *Iterator* over all of the facets associated with this component (in an undetermined order), followed by all the child components associated with this component (in the order they would be returned by *getChildren()*).

```
public boolean invokeOnComponent(FacesContext context,
    String clientId, ContextCallback callback) throws FacesException;
```

Starting at *this* component in the view, search for the UIComponent whose *getClientId()* method returns a String that exactly matches the argument *clientId* using the algorithm specified in the Javadocs for this method. If such a UIComponent is found, call the *invokeContextCallback()* method on the argument *callback* passing the current *FacesContext* and the found UIComponent. Upon normal return from the callback, return *true* to the caller. If the callback throws an exception, it must be wrapped inside of a *FacesException* and re-thrown. If no such UIComponent is found, return *false* to the caller.

Special consideration should be given to the implementation of *invokeOnComponent()* for UIComponent classes that handle iteration, such as *UIData*. Iterating components manipulate their own internal state to handle iteration, and doing so alters the clientIds of components nested within the iterating component. Implementations of *invokeOnComponent()* must guarantee that any state present in the component or children is restored before returning. Please see the Javadocs for *UIData.invokeOnComponent()* for details.

The *ContextCallback* interface is specified as follows..

```
public interface ContextCallback {
    public void invokeContextCallback(
        FacesContext context, UIComponent target);
}
```

Please consult the Javadocs for more details on this interface.

```
public static UIComponent getCurrentComponent(FacesContext context);
```

Returns the UIComponent instance that is currently being processed.

```
public static UIComponent getCurrentCompositeComponent(
    FacesContext context);
```

Returns the closest ancestor component relative to *getCurrentComponent* that is a composite component, or null if no such component exists.

```
public boolean visitTree(VisitContext context, VisitCallback callback);
```

Uses the visit API introduced in version 2 of the specification to perform a flexible and customizable visit of the tree from this instance and its children. Please see the package description for the package `jakarta.faces.component.visit` for the normative specification.

### 3.1.9. Facet Management

Jakarta Server Faces supports the traditional model of composing complex components out of simple components via parent-child relationships that organize the entire set of components into a tree, as described in [Component Tree Manipulation](#). However, an additional useful facility is the ability to define particular subordinate components that have a specific *role* with respect to the owning component, which is typically independent of the parent-child relationship. An example might be a “data grid” control, where the children represent the columns to be rendered in the grid. It is useful to be able to identify a component that represents the column header and/or footer, separate from the usual child collection that represents the column data.

To meet this requirement, Jakarta Server Faces components offer support for *facets*, which represent a named collection of subordinate (but non-child) components that are related to the current component by virtue of a unique *facet name* that represents the role that particular component plays. Although facets are not part of the parent-child tree, they participate in request processing lifecycle methods, as described in [Lifecycle Management Methods](#).

```
public Map<String, UIComponent> getFacets();
```

Return a mutable Map representing the facets of this UIComponent, keyed by the facet name.

```
public UIComponent getFacet(String name);
```

A convenience method to return a facet value, if it exists, or *null* otherwise. If the requested facet does not exist, no facets *Map* must not be created, so it is preferred over calling `getFacets().get()` when there are no *Facets*.

For easy use of components that use facets, component authors may include type-safe getter and setter methods that correspond to each named facet that is supported by that component class. For example, a component that supports a *header* facet of type `UIHeader` should have methods with signatures and functionality as follows:

```
public UIHeader getHeader() {
    return ((UIHeader) getFacet("header"));
}

public void setHeader(UIHeader header) {
    getFacets().put("header", header);
}
```

### 3.1.10. Managing Component Behavior

*UIComponentBase* provides default implementations for the methods from the *jakarta.faces.component.behavior.BehaviorHolder* interface. *UIComponentBase* does not implement the *jakarta.faces.component.behavior.BehaviorHolder* interface, but it provides the default implementations to simplify subclass implementations. Refer to [Component Behavior Model](#) for more information.

```
public void addBehavior(String eventName, Behavior behavior)
```

This method attaches a *Behavior* to the component for the specified *eventName*. The *eventName* must be one of the values in the *Collection* returned from *getEventNames()*. For example, it may be desired to have some behavior defined when a “click” event occurs. The behavior could be some client side behavior in the form of a script executing, or a server side listener executing.

```
public Collection<String> getEventNames()
```

Returns the logical event names that can be associated with behavior for the component.

```
public Map<String, List<Behavior>> getBehaviors()
```

Returns a *Map* defining the association of events and behaviors. The keys in the *Map* are event names.

```
public String getDefaultEventName()
```

Returns the default event name (if any) for the component.

### 3.1.11. Generic Attributes

```
public Map<String, Object> getAttributes();
```

The render-independent characteristics of components are generally represented as Jakarta Bean component properties with getter and setter methods (see [Render-Independent Properties](#)). In addition, components may also be associated with generic attributes that are defined outside the component implementation class. Typical uses of generic attributes include:

- Specification of render-dependent characteristics, for use by specific *Renderers*.
- General purpose association of application-specific objects with components.

The attributes for a component may be of any Java programming language object type, and are keyed by attribute name (a String). However, see [State Saving Alternatives and Implications](#) for implications of your application's choice of state saving method on the classes used to implement attribute values.

Attribute names that begin with *jakarta.faces* are reserved for use by the Jakarta Faces specification. Names that begin with *jakarta* are reserved for definition through the Eclipse Foundation Process. Implementations are not allowed to define names that begin with *jakarta*.

[P1-start attribute property transparency rules] The *Map* returned by *getAttributes()* must also support attribute-property transparency, which operates as follows:

- When the *get()* method is called, if the specified attribute name matches the name of a readable JavaBeans property on the component implementation class, the value returned will be acquired by calling the appropriate property getter method, and wrapping Java primitive values (such as int) in their corresponding wrapper classes (such as *java.lang.Integer*) if necessary. If the specified attribute name does not match the name of a readable JavaBeans property on the component implementation class, consult the internal data-structure to in which generic attributes are stored. If no entry exists in the internal data-structure, see if there is a *ValueExpression* for this attribute name by calling *getValueExpression()*, passing the attribute name as the key. If a *ValueExpression* exists, call *getValue()* on it, returning the result. If an *ELException* is thrown wrap it in a *FacesException* and re-throw it.
- When the *put()* method is called, if the specified attribute name matches the name of a writable JavaBeans property on the component implementation class, the appropriate property setter method will be called. If the specified attribute name does not match the name of a writable JavaBeans property, simply put the value in the data-structure for generic attributes.
- When the *remove()* method is called, if the specified attribute name matches the name of a JavaBeans property on the component, an *IllegalArgumentException* must be thrown.
- When the *containsKey()* method is called, if the specified attribute name matches the name of a JavaBeans property, return *false*. Otherwise, return *true* if and only if the specified attribute name exists in the internal data-structure for the generic attributes.

The *Map* returned by *getAttributes()* must also conform to the entire contract for the *Map* interface. [P1-end]

### 3.1.11.1. Special Attributes

#### *UIComponent Constants*

```
public static final String CURRENT_COMPONENT =
    "jakarta.faces.component.CURRENT_COMPONENT";
```

This is used as a key in the *FacesContext* attributes Map to indicate the component that is currently being processed.

```
public static final String CURRENT_COMPOSITE_COMPONENT =
    "jakarta.faces.component.CURRENT_COMPOSITE_COMPONENT";
```

This is used as a key in the *FacesContext* attributes Map to indicate the composite component that is currently being processed.

```
public static final String BEANINFO_KEY =
    "jakarta.faces.component.BEANINFO_KEY";
```

This is a key in the component attributes Map whose value is a *java.beans.BeanInfo* describing the composite component.

```
public static final String FACETS_KEY =
    "jakarta.faces.component.FACETS_KEY";
```

This is a key in the composite component *BeanDescriptor* whose value is a *Map<PropertyDescriptor>* that contains meta-information for the declared facets for the composite component.

```
public static final String COMPOSITE_COMPONENT_TYPE_KEY =
    "jakarta.faces.component.COMPOSITE_COMPONENT_TYPE";
```

This is a key in the composite component *BeanDescriptor* whose value is a *ValueExpression* that evaluates to the component-type of the composite component root.

```
public static final String COMPOSITE_FACET_NAME =
    "jakarta.faces.component.COMPOSITE_FACET_NAME";
```

This is a key in the *Map<PropertyDescriptor>* that is returned by using the key *FACETS\_KEY*. The value of this constant is also used as the key in the Map returned from *getFacets()*. In this case, the value of this key is the facet (the *UIPanel*) that is the parent of all the components in the composite implementation section of the composite component VDL file.

Refer to the `jakarta.faces.component.UIComponent` Javadocs for more detailed information.

### 3.1.12. Render-Independent Properties

The render-independent characteristics of a user interface component are represented as JavaBean component properties, following JavaBeans naming conventions. Specifically, the method names of the getter and/or setter methods are determined using standard JavaBeans component introspection rules, as defined by `java.beans.Introspector`. The render-independent properties supported by all `UIComponents` are described in the following table:

Name	Access	Type	Description
<i>id</i>	RW	String	The component identifier, as described in <a href="#">Component Identifiers</a> .
<i>parent</i>	RW	<i>UIComponent</i>	The parent component for which this component is a child or a facet.
<i>rendered</i>	RW	<i>boolean</i>	A flag that, if set to <i>true</i> , indicates that this component should be processed during all phases of the request processing lifecycle. The default value is “true”.
<i>rendererType</i>	RW	String	Identifier of the <i>Renderer</i> instance (from the set of <i>Renderer</i> instances supported by the <i>RenderKit</i> associated with the component tree we are processing. If this property is set, several operations during the request processing lifecycle (such as <i>decode</i> and the <i>encodeXxx</i> family of methods) will be delegated to a <i>Renderer</i> instance of this type. If this property is not set, the component must implement these methods directly.
<i>rendersChildren</i>	RO	<i>boolean</i>	A flag that, if set to <i>true</i> , indicates that this component manages the rendering of all of its children components (so the Jakarta Faces implementation should not attempt to render them). The default implementation in <i>UIComponentBase</i> delegates this setting to the associated <i>Renderer</i> , if any, and returns <i>false</i> otherwise.
<i>transient</i>	RW	boolean	A flag that, if set to <i>true</i> , indicates that this component must not be included in the state of the component tree. The default implementation in <i>UIComponentBase</i> returns <i>false</i> for this property.



The method names for the render-independent property getters and setters must conform to the design patterns in the JavaBeans specification. See [State Saving Alternatives and Implications](#) for implications of your application's choice of state saving method on the classes used to implement property values.

### 3.1.13. Component Specialization Methods

The methods described in this section are called by the Jakarta Faces implementation during the various phases of the request processing lifecycle, and may be overridden in a concrete subclass to implement specialized behavior for this component.

```
public boolean broadcast(FacesEvent event)
    throws AbortProcessingException;
```

The *broadcast()* method is called during the common event processing (see [Common Event Processing](#)) at the end of several request processing lifecycle phases. For more information about the event and listener model, see [Event and Listener Model](#). Note that it is not necessary to override this method to support additional event types.

```
public void decode(FacesContext context);
```

This method is called during the *Apply Request Values* phase of the request processing lifecycle, and has the responsibility of extracting a new local value for this component from an incoming request. The default implementation in *UIComponentBase* delegates to a corresponding *Renderer*, if the *rendererType* property is set, and does nothing otherwise.

Generally, component writers will choose to delegate decoding and encoding to a corresponding *Renderer* by setting the *rendererType* property (which means the default behavior described above is adequate).

```
public void encodeAll(FacesContext context) throws IOException
public void encodeBegin(FacesContext context) throws IOException;
public void encodeChildren(FacesContext context) throws IOException;
public void encodeEnd(FacesContext context) throws IOException;
```

These methods are called during the *Render Response* phase of the request processing lifecycle. *encodeAll()* will cause this component and all its children and facets that return *true* from *isRendered()* to be rendered, regardless of the value of the *getRendersChildren()* return value. *encodeBegin()*, *encodeChildren()*, and *encodeEnd()* have the responsibility of creating the response data for the beginning of this component, this component's children (only called if the *rendersChildren* property of this component is *true*), and the ending of this component, respectively. Typically, this will involve generating markup for the output technology being supported, such as creating an HTML `<input>`

element for a *UIInput* component. For clients that support it, the encode methods might also generate client-side scripting code (such as JavaScript), and/or stylesheets (such as CSS). The default implementations in *UIComponentBase* *encodeBegin()* and *encodeEnd()* delegate to a corresponding *Renderer*, if the *rendererType* property is *true*, and do nothing otherwise. [P1-start-comp-special]The default implementation in *UIComponentBase* *encodeChildren()* must iterate over its children and call *encodeAll()* for each child component. *encodeBegin()* must publish a *PreRenderComponentEvent*. [P1-end]

Generally, component writers will choose to delegate encoding to a corresponding *Renderer*, by setting the *rendererType* property (which means the default behavior described above is adequate).

```
public void queueEvent(FacesEvent event);
```

Enqueue the specified event for broadcast at the end of the current request processing lifecycle phase. Default behavior is to delegate this to the *queueEvent()* of the parent component, normally resulting in broadcast via the default behavior in the *UIViewRoot* lifecycle methods.

The component author can override any of the above methods to customize the behavior of their component.

### 3.1.14. Lifecycle Management Methods

The following methods are called by the various phases of the request processing lifecycle, and implement a recursive tree walk of the components in a component tree, calling the component specialization methods described above for each component. These methods are not generally overridden by component writers, but doing so may be useful for some advanced component implementations. See the javadocs for detailed information on these methods

In order to support the “component” implicit object (See [Implicit Object ELResolver for Facelets and Programmatic Access](#)), the following methods have been added to *UIComponent*

```
protected void pushComponentToEL(FacesContext context);
protected void popComponentFromEL(FacesContext context)
```

*pushComponentToEL()* and *popComponentFromEL()* must be called inside each of the lifecycle management methods in this section as specified in the javadoc for that method.

```
public void processRestoreState(FacesContext context, Object state);
```

Perform the component tree processing required by the *Restore View* phase of the request processing lifecycle for all facets of this component, all children of this component, and this component itself.

```
public void processDecodes(FacesContext context);
```

Perform the component tree processing required by the *Apply Request Values* phase of the request processing lifecycle for all facets of this component, all children of this component, and this component itself

```
public void processValidators(FacesContext context);
```

Perform the component tree processing required by the *Process Validations* phase of the request processing lifecycle for all facets of this component, all children of this component, and this component itself.

```
public void processUpdates(FacesContext context);
```

Perform the component tree processing required by the Update Model Values phase of the request processing lifecycle for all facets of this component, all children of this component, and this component itself.

```
public void processSaveState(FacesContext context);
```

Perform the component tree processing required by the state saving portion of the *Render Response* phase of the request processing lifecycle for all facets of this component, all children of this component, and this component itself.

### 3.1.15. Utility Methods

```
protected FacesContext getFacesContext();
```

Return the FacesContext instance for the current request.

```
protected Renderer getRenderer(FacesContext context);
```

Return the *Renderer* that is associated this *UIComponent*, if any, based on the values of the *family* and *rendererType* properties currently stored as instance data on the *UIComponent*.

```
protected void addFacesListener(FacesListener listener);
protected void removeFacesListener(FacesListener listener);
```

These methods are used to register and deregister an event listener. They should be called only by a public `addXxxListener()` method on the component implementation class, which provides typesafe listener registration.

```
public Map<String, String> getResourceBundleMap();
```

Return a Map of the ResourceBundle for this component. Please consult the Javadocs for more information.

## 3.2. Component Behavioral Interfaces

In addition to extending *UIComponent*, component classes may also implement one or more of the *behavioral interfaces* described below. Components that implement these interfaces must provide the corresponding method signatures and implement the described functionality.

### 3.2.1. ActionSource

The *ActionSource* interface defines a way for a component to indicate that wishes to be a source of *ActionEvent* events, including the ability invoke application actions (see [Application Actions](#)) via the default *ActionListener* facility (see [ActionListener Property](#)).

#### 3.2.1.1. Properties

The following render-independent properties are added by the *ActionSource* interface:

Name	Access	Type	Description
<i>action</i>	RW	<i>MethodBinding</i>	DEPRECATED A <i>MethodBinding</i> (see <a href="#">MethodBinding</a> ) that must (if non- <i>null</i> ) point at an action method (see <a href="#">Application Actions</a> ). The specified method will be called during the <i>Apply Request Values</i> or <i>Invoke Application</i> phase of the request processing lifecycle, as described in <a href="#">Invoke Application</a> . This method is replaced by the <i>actionExpression</i> property on <i>ActionSource2</i> . See the javadocs for the backwards compatibility implementation strategy.

Name	Access	Type	Description
actionListener	RW	MethodBinding	DEPRECATED A <i>MethodBinding</i> (see <a href="#">MethodBinding</a> ) that (if non- <i>null</i> ) must point at a method accepting an <i>ActionEvent</i> , with a return type of <i>void</i> . Any <i>ActionEvent</i> that is sent by this <i>ActionSource</i> will be passed to this method along with the <i>processAction()</i> method of any registered <i>ActionListeners</i> , in either Apply Request Values or Invoke Application phase, depending upon the state of the <i>immediate</i> property. See the javadocs for the backwards compatibility implementation strategy.
immediate	RW	boolean	A flag indicating that the default <i>ActionListener</i> should execute immediately (that is, during the <i>Apply Request Values</i> phase of the request processing lifecycle, instead of waiting for <i>Invoke Application</i> phase). The default value of this property must be <i>false</i> .

### 3.2.1.2. Methods

*ActionSource* adds no new processing methods.

### 3.2.1.3. Events

A component implementing *ActionSource* is a source of *ActionEvent* events. There are three important moments in the lifetime of an *ActionEvent* :

- when an the event is *created*
- when the event is *queued* for later processing
- when the listeners for the event are *notified*

*ActionEvent* creation occurs when the system detects that the component implementing *ActionSource* has been activated. For example, a button has been pressed. This happens when the *decode()* processing of the *Apply Request Values* phase of the request processing lifecycle detects that the corresponding user interface control was activated.

*ActionEvent* queueing occurs immediately after the event is created.

Event listeners that have registered an interest in *ActionEvent* s fired by this component (see below) are notified at the end of the *Apply Request Values* or *Invoke Application* phase, depending upon the *immediate* property of the originating *UICommand* .

*ActionSource* includes the following methods to register and deregister *ActionListener* instances

interested in these events. See [Event and Listener Model](#) for more details on the event and listener model provided by Jakarta Faces.

```
public void addActionListener(ActionListener listener);
public void removeActionListener(ActionListener listener);
```

In addition to manually registered listeners, the Jakarta Faces implementation provides a default *ActionListener* that will process *ActionEvent* events during the *Apply Request Values* or *Invoke Application* phases of the request processing lifecycle. See [RequestProcessingLifecycle.adoc#a454,Invoke Application](#)>> for more information.

### 3.2.2. ActionSource2

The *ActionSource2* interface extends *ActionSource* and provides a JavaBeans property analogous to the *action* property on *ActionSource*. This allows the *ActionSource* concept to leverage the Jakarta Expression Language API.

#### 3.2.2.1. Properties

The following render-independent properties are added by the *ActionSource* interface:

Name	Access	Type	Description
<i>actionExpression</i>	RW	<i>jakarta.el.MethodExpression</i>	A <i>MethodExpression</i> (see <a href="#">MethodBinding</a> ) that must (if non- <i>null</i> ) point at an action method (see <a href="#">Application Actions</a> ). The specified method will be called during the <i>Apply Request Values</i> or <i>Invoke Application</i> phase of the request processing lifecycle, as described in <a href="#">Invoke Application</a> .

#### 3.2.2.2. Methods

*ActionSource2* adds no new processing methods.

#### 3.2.2.3. Events

*ActionSource2* adds no new events.

### 3.2.3. NamingContainer

*NamingContainer* is a marker interface. Components that implement *NamingContainer* have the property that, for all of their children that have non- *null* component identifiers, all of those identifiers are unique. This property is enforced by the *renderView()* method on *ViewHandler*. In Jakarta Server Pages based applications, it is also enforced by the *UIComponentELTag*. Since this is just a marker interface, there are no properties, methods, or events. Among the standard components, *UIForm* and

*UIData* implement *NamingContainer* . See [UIForm](#) and [Section Methods “UIData”](#) for details of how the *NamingContainer* concept is used in these two cases.

*NamingContainer* defines a public static final character constant, *SEPARATOR\_CHAR* , that is used to separate components of client identifiers, as well as the components of search expressions used by the *findComponent()* method see ([Component Tree Navigation](#)). The value of this constant must be a colon character (“:”).

Use of this separator character in client identifiers rendered by *Renderer* s can cause problems with CSS stylesheets that attach styles to a particular client identifier. For the Standard HTML RenderKit, this issue can be worked around by using the *style* attribute to specify CSS style values directly, or the *styleClass* attribute to select CSS styles by class rather than by identifier.

### 3.2.4. StateHolder

The *StateHolder* interface is implemented by *UIComponent* , *Converter* , *FacesListener* , and *Validator* classes that need to save their state between requests. *UIComponent* implements this interface to denote that components have state that must be saved and restored between requests.

#### 3.2.4.1. Properties

The following render-independent properties are added by the *StateHolder* interface:

Name	Access	Type	Description
<i>transient</i>	RW	<i>boolean</i>	A flag indicating whether this instance has decided to opt out of having its state information saved and restored. The default value for all standard component, converter, and validator classes that implement <i>StateHolder</i> must be <i>false</i> .

#### 3.2.4.2. Methods

Any class implementing *StateHolder* must implement both the *saveState()* and *restoreState()* methods, since these two methods have a tightly coupled contract between themselves. In other words, if there is an inheritance hierarchy, it is not permissible to have the *saveState()* and *restoreState()* methods reside at different levels of the hierarchy.

```
public Object saveState(FacesContext context);
public void restoreState(FacesContext context,
    Object state) throws IOException;
```

Gets or restores the state of the instance as a *Serializable Object* .

If the class that implements this interface has references to Objects which also implement *StateHolder* (such as a *UIComponent* with a converter, event listeners, and/or validators) these methods must call

the `saveState()` or `restoreState()` method on all those instances as well.

Any class implementing `StateHolder` must have a public no-args constructor.

If the state saving method is server, these methods may not be called.

If the class that implements this interface has references to Objects which do not implement `StateHolder`, these methods must ensure that the references are preserved. For example, consider class `MySpecialComponent`, which implements `StateHolder`, and keeps a reference to a helper class, `MySpecialComponentHelper`, which does not implement `StateHolder`. `MySpecialComponent.saveState()` must save enough information about `MySpecialComponentHelper`, so that when `MySpecialComponent.restoreState()` is called, the reference to `MySpecialComponentHelper` can be restored. The return from `saveState()` must be `Serializable`.

Since all of the standard user interface components listed in [Standard User Interface Components](#) extend from `UIComponent`, they all implement the `StateHolder` interface. In addition, the standard `Converter` and `Validator` classes that require state to be saved and restored also implement `StateHolder`.

### 3.2.4.3. Events

`StateHolder` does not originate any standard events.

## 3.2.5. PartialStateHolder

`PartialStateHolder` extends `StateHolder` and adds a usage contract for components that wish to take part in the partial state saving mechanism introduced in version 2.0. Implementations of this interface should use the `jakarta.faces.component.StateHelper` instance returned from `UIComponent.getStateHelper()` to store stateful component information that otherwise would have been stored as instance variables on the class implementing `PartialStateHolder`.

### 3.2.5.1. Properties

`PartialStateHolder` adds no properties to the `StateHolder` contract

### 3.2.5.2. Methods

The following methods support the partial state saving feature:

```
void clearInitialState();
boolean initialStateMarked();
void markInitialState();
```

These methods allow the state saving feature to determine if the component is in its initial state or not, and to set the flag indicating this condition of existence. The Javadocs for these methods specify the conditions under which these methods are invoked.



### 3.2.5.3. Events

*PartialStateHolder* does not originate any standard events.

## 3.2.6. ValueHolder

*ValueHolder* is an interface that may be implemented by any concrete *UIComponent* that wishes to support a local value, as well as access data in the model tier via a *value expression* , and support conversion between *String* and the model tier data's native data type.

### 3.2.6.1. Properties

The following render-independent properties are added by the *ValueHolder* interface:

Name	Access	Type	Description
converter	RW	Converter	The <i>Converter</i> (if any) that is registered for this <i>UIComponent</i> .
<i>value</i>	RW	<i>Object</i>	First consult the local value property of this component. If non- <i>null</i> return it. If the local value property is <i>null</i> , see if we have a <i>ValueExpression</i> for the value property. If so, return the result of evaluating the property, otherwise return <i>null</i> .
localValue	RO	Object	allows any value set by calling <i>setValue()</i> to be returned, without potentially evaluating a <i>ValueExpression</i> the way that <i>getValue()</i> will do

Like nearly all component properties, the *value* property may have a value binding expression (see [ValueExpression properties](#)) associated with it. If present (and if there is no *value* set directly on this component), such an expression is utilized to retrieve a value dynamically from a model tier object during *Render Response Phase* of the request processing lifecycle. In addition, for input components, the value expression is used during *Update Model Values* phase (on the subsequent request) to push the possibly updated component value back to the model tier object.

The *Converter* property is used to allow the component to know how to convert the model type from the *String* format provided by the Servlet API to the proper type in the model tier.

The *Converter* property must be inspected for the presence of *ResourceDependency* and *ResourceDependencies* annotations as described in the Javadocs for the *setConverter* method.

### 3.2.6.2. Methods

*ValueHolder* adds no methods.

### 3.2.6.3. Events

*ValueHolder* does not originate any standard events.

## 3.2.7. EditableValueHolder

The *EditableValueHolder* interface (extends *ValueHolder*, see [ValueHolder](#)) describes additional features supported by editable components, including *ValueChangeEvents* and *Validators*.

### 3.2.7.1. Properties

The following render-independent properties are added by the *EditableValueHolder* interface:

Name	Access	Type	Description
immediate	RW	boolean	Flag indicating that conversion and validation of this component's value should occur during <i>Apply Request Values</i> phase instead of <i>Process Validations</i> phase.
localValueSet	RW	boolean	Flag indicating whether the <i>value</i> property has been set.
required	RW	boolean	Is the user required to provide a non-empty value for this component? Default value must be <i>false</i> .
submittedValue	RW	<i>Object</i>	The submitted, unconverted, value of this component. This property should only be set by the <code>decode()</code> method of this component, or its corresponding <i>Renderer</i> , or by the <code>validate</code> method of this component. This property should only be read by the <code>validate()</code> method of this component.
valid	RW	boolean	A flag indicating whether the local value of this component is valid (that is, no conversion error or validation error has occurred).
validator	RW	<i>MethodBinding</i>	DEPRECATED A <i>MethodBinding</i> that (if not null) must point at a method accepting a <i>FacesContext</i> and a <i>UIInput</i> , with a return type of <i>void</i> . This method will be called during <i>Process Validations</i> phase, after any validators that are externally registered. See the javadocs for the backwards compatibility strategy.

Name	Access	Type	Description
valueChangeListener	RW	MethodBinding	DEPRECATED A MethodBinding that (if not null) must point at a method that accepts a <i>ValueChangeEvent</i> , with a return type of <i>void</i> . The specified method will be called during the <i>Process Validations</i> phase of the request processing lifecycle, after any externally registered <i>ValueChangeListeners</i> . See the javadocs for the backwards compatibility strategy.

### 3.2.7.2. Methods

The following methods support the validation functionality performed during the *Process Validations* phase of the request processing lifecycle:

```
public void addValidator(Validator validator);
public void removeValidator(Validator validator);
```

The *addValidator()* and *removeValidator()* methods are used to register and deregister additional external *Validator* instances that will be used to perform correctness checks on the local value of this component.

If the *validator* property is not null, the method it points at must be called by the *processValidations()* method, after the *validate()* method of all registered *Validator*s is called.

The *addValidator*'s *Validator* argument must be inspected for the presense of the *ResourceDependency* and *ResourceDependencies* annotations as described in the Javadocs for the *addValidator* method.

### 3.2.7.3. Events

*EditableValueHolder* is a source of *ValueChangeEvent*, *PreValidateEvent* and *PostValidate* events. These are emitted during calls to *validate()*, which happens during the *Process Validations* phase of the request processing lifecycle. The *PreValidateEvent* is published immediately before the component gets validated. *PostValidate* is published after validation has occurred, regardless if the validation was successful or not. If the validation for the component did pass successfully, and the previous value of this component differs from the current value, the *ValueChangeEvent* is published. The following methods allow listeners to register and deregister for *ValueChangeEvents*. See [Event and Listener Model](#) for more details on the event and listener model provided by Jakarta Faces.

```
public void addValueChangeListener(ValueChangeListener listener);
public void removeValueChangeListener(ValueChangeListener listener);
```

In addition to the above listener registration methods, If the *valueChangeListener* property is not *null*,

the method it points at must be called by the *broadcast()* method, after the *processValueChange()* method of all registered *ValueChangeListener*s is called.

### 3.2.8. SystemEventListenerHolder

Classes that implement this interface agree to maintain a list of *SystemEventListener* instances for each kind of *SystemEvent* they can generate. This interface enables arbitrary Objects to act as the source for *SystemEvent* instances.

#### 3.2.8.1. Properties

This interface contains no JavaBeans properties

#### 3.2.8.2. Methods

The following method gives the Jakarta Faces runtime access to the list of listeners stored by this instance.:

```
public List<FacesLifecycleListener> getListenersForEventClass(
    Class<? extends SystemEvent> facesEventClass);
```

During the processing for *Application.publishEvent()*, if the *source* argument to that method implements *SystemEventListenerHolder*, the *getListenersForEventClass()* method is invoked on it, and each listener in the list is given an opportunity to process the event, as specified in the javadocs for *Application.publishEvent()*.

#### 3.2.8.3. Events

While the class that implements *SystemEventListenerHolder* is indeed a source of events, it is a call to *Application.publishEvent()* that causes the event to actually be emitted. In the interest of maximum flexibility, this interface does not define how listeners are added, removed, or stored. See [Event and Listener Model](#) for more details on the event and listener model provided by Jakarta Faces.

### 3.2.9. ClientBehaviorHolder

[P1-start-addBehavior] Components must implement the *ClientBehaviorHolder* interface to add the ability for attaching *ClientBehavior* instances (see [Component Behavior Model](#)). Components that extend *UIComponentBase* only need to implement the *getEventNames()* method and specify "implements *ClientBehaviorHolder*". *UIComponentBase* provides base implementations for all other methods. [P1-end] The concrete HTML component classes that come with Jakarta Faces implement the *ClientBehaviorHolder* interface.

```
public void addClientBehavior(String eventName, ClientBehavior behavior);
```

Attach a `ClientBehavior` to a component implementing this `ClientBehaviorHolder` interface for the specified event. A default implementation of this method is provided in `UIComponentBase` to make it easier for subclass implementations to add behaviors.

```
public Collection<String> getEventNames();
```

Return a `Collection` of logical event names that are supported by the component implementing this `ClientBehaviorHolder` interface. [P1-start-getEventNames]The `Collection` must be non null and unmodifiable.[P1-end]

```
public Map<String, List<ClientBehavior>> getClientBehaviors();
```

Return a `Map` containing the event-client behavior association. Each event in the `Map` may contain one or more `ClientBehavior` instances that were added via the `addClientBehavior()` method.

[P1-start-getBehaviors]Each key value in this `Map` must be one of the event names in the `Collection` returned from `getEventNames()`. [P1-end]

```
public String getDefaultEventName();
```

Return the default event name for this component behavior if the component defines a default event.

## 3.3. Conversion Model

This section describes the facilities provided by Jakarta Server Faces to support type conversion between server-side Java objects and their (typically `String`-based) representation in presentation markup.

### 3.3.1. Overview

A typical web application must constantly deal with two fundamentally different viewpoints of the underlying data being manipulated through the user interface:

- The *model* view—Data is typically represented as Java programming language objects (often `JavaBeans` components), with data represented in some native Java programming language datatype. For example, date and time values might be represented in the model view as instances of `java.util.Date`.
- The *presentation* view—Data is typically represented in some form that can be perceived or modified by the user of the application. For example, a date or time value might be represented as a text string, as three text strings (one each for month/date/year or one each for hour/minute/second), as a calendar control, associated with a spin control that lets you increment or decrement individual elements of the date or time with a single mouse click, or in a variety of

other ways. Some presentation views may depend on the preferred language or locale of the user (such as the commonly used mm/dd/yy and dd/mm/yy date formats, or the variety of punctuation characters in monetary amount presentations for various currencies).

To transform data formats between these views, Jakarta Server Faces provides an ability to plug-in an optional *Converter* for each *ValueHolder*, which has the responsibility of converting the internal data representation between the two views. The application developer attaches a particular *Converter* to a particular *ValueHolder* by calling *setConverter*, passing an instance of the particular converter. A *Converter* implementation may be acquired from the *Application* instance (see [Object Factories](#)) for your application.

### 3.3.2. Converter

Jakarta Faces provides the *jakarta.faces.convert.Converter* interface to define the behavioral characteristics of a *Converter*. Instances of implementations of this interface are either identified by a *converter identifier*, or by a class for which the *Converter* class asserts that it can perform successful conversions, which can be registered with, and later retrieved from, an *Application*, as described in [Object Factories](#).

Often, a *Converter* will be an object that requires no extra configuration information to perform its responsibilities. However, in some cases, it is useful to provide configuration parameters to the *Converter* (such as a *java.text.DateFormat* pattern for a *Converter* that supports *java.util.Date* model objects). Such configuration information will generally be provided via JavaBeans properties on the *Converter* instance.

*Converter* implementations should be programmed so that the conversions they perform are symmetric. In other words, if a model data object is converted to a String (via a call to the *getAsString* method), it should be possible to call *getAsObject* and pass it the converted String as the value parameter, and return a model data object that is semantically equal to the original one. In some cases, this is not possible. For example, a converter that uses the formatting facilities provided by the *java.text.Format* class might create two adjacent integer numbers with no separator in between, and in this case the *Converter* could not tell which digits belong to which number.

For *UIInput* and *UIOutput* components that wish to explicitly select a *Converter* to be used, a new *Converter* instance of the appropriate type must be created, optionally configured, and registered on the component by calling *setConverter()* [4](#). Otherwise, the Jakarta Faces implementation will automatically create new instances based on the data type being converted, if such *Converter* classes have been registered. In either case, *Converter* implementations need not be threadsafe, because they will be used only in the context of a single request processing thread.

The following two method signatures are defined by the *Converter* interface:

```
public Object getAsObject(FacesContext context,
    UIComponent component, String value) throws ConverterException;
```

This method is used to convert the presentation view of a component's value (typically a String that was received as a request parameter) into the corresponding model view. It is called during the *Apply Request Values* phase of the request processing lifecycle.

```
public String getAsString(FacesContext context,
    UIComponent component, Object value) throws ConverterException;
```

This method is used to convert the model view of a component's value (typically some native Java programming language class) into the presentation view (typically a String that will be rendered in some markup language). It is called during the *Render Response* phase of the request processing lifecycle.

[P1-start-converter-resource]If the class implementing Converter has a ResourceDependency annotation or a ResourceDependencies annotation, the action described in the Javadocs for the Converter interface must be followed when ValueHolder.setConverter is called.[P1-end]

### 3.3.3. Standard Converter Implementations

Jakarta Faces provides a set of standard *Converter* implementations. A Jakarta Faces implementation must register the *DateTime* and *Number* converters by name with the *Application* instance for this web application, as described in the table below. This ensures that the converters are available for subsequent calls to *Application.createConverter()*. Each concrete implementation class must define a static final String constant *CONVERTER\_ID* whose value is the standard converter id under which this Converter is registered.

[P1-start standard converters] The following converter id values must be registered to create instances of the specified Converter implementation classes:

- *jakarta.faces.BigDecimal* — An instance of *jakarta.faces.convert.BigDecimalConverter* (or a subclass of this class).
- *jakarta.faces.BigInteger* — An instance of *jakarta.faces.convert.BigIntegerConverter* (or a subclass of this class).
- *jakarta.faces.Boolean* — An instance of *jakarta.faces.convert.BooleanConverter* (or a subclass of this class).
- *jakarta.faces.Byte* — An instance of *jakarta.faces.convert.ByteConverter* (or a subclass of this class).
- *jakarta.faces.Character* — An instance of *jakarta.faces.convert.CharacterConverter* (or a subclass of this class).
- *jakarta.faces.DateTime* — An instance of *jakarta.faces.convert.DateTimeConverter* (or a subclass of this class).
- *jakarta.faces.Double* — An instance of *jakarta.faces.convert.DoubleConverter* (or a subclass of this class).
- *jakarta.faces.Float* — An instance of *jakarta.faces.convert.FloatConverter* (or a subclass of this class).

- *jakarta.faces.Integer* — An instance of *jakarta.faces.convert.IntegerConverter* (or a subclass of this class).
- *jakarta.faces.Long* — An instance of *jakarta.faces.convert.LongConverter* (or a subclass of this class).
- *jakarta.faces.Number* — An instance of *jakarta.faces.convert.NumberConverter* (or a subclass of this class).
- *jakarta.faces.Short* — An instance of *jakarta.faces.convert.ShortConverter* (or a subclass of this class).

[P1-end] See the Javadocs for these classes for a detailed description of the conversion operations they perform, and the configuration properties that they support.

[P1-start by-Class converters] A Jakarta Faces implementation must register converters for all of the following classes using the by-type registration mechanism:

- *java.math.BigDecimal*, and *java.math.BigDecimal.TYPE* — An instance of *jakarta.faces.convert.BigDecimalConverter* (or a subclass of this class).
- *java.math.BigInteger*, and *java.math.BigInteger.TYPE* — An instance of *jakarta.faces.convert.BigIntegerConverter* (or a subclass of this class).
- *java.lang.Boolean*, and *java.lang.Boolean.TYPE* — An instance of *jakarta.faces.convert.BooleanConverter* (or a subclass of this class).
- *java.lang.Byte*, and *java.lang.Byte.TYPE* — An instance of *jakarta.faces.convert.ByteConverter* (or a subclass of this class).
- *java.lang.Character*, and *java.lang.Character.TYPE* — An instance of *jakarta.faces.convert.CharacterConverter* (or a subclass of this class).
- *java.lang.Double*, and *java.lang.Double.TYPE* — An instance of *jakarta.faces.convert.DoubleConverter* (or a subclass of this class).
- *java.lang.Float*, and *java.lang.Float.TYPE* — An instance of *jakarta.faces.convert.FloatConverter* (or a subclass of this class).
- *java.lang.Integer*, and *java.lang.Integer.TYPE* — An instance of *jakarta.faces.convert.IntegerConverter* (or a subclass of this class).
- *java.lang.Long*, and *java.lang.Long.TYPE* — An instance of *jakarta.faces.convert.LongConverter* (or a subclass of this class).
- *java.lang.Short*, and *java.lang.Short.TYPE* — An instance of *jakarta.faces.convert.ShortConverter* (or a subclass of this class).
- *java.lang.Enum*, and *java.lang.Enum.TYPE* — An instance of *jakarta.faces.convert.EnumConverter* (or a subclass of this class).

[P1-end] See the Javadocs for these classes for a detailed description of the conversion operations they perform, and the configuration properties that they support.

[P1-start allowing string converters] A compliant implementation must allow the registration of a



converter for class *java.lang.String* and *java.lang.String.TYPE* that will be used to convert values for these types. [P1-end]

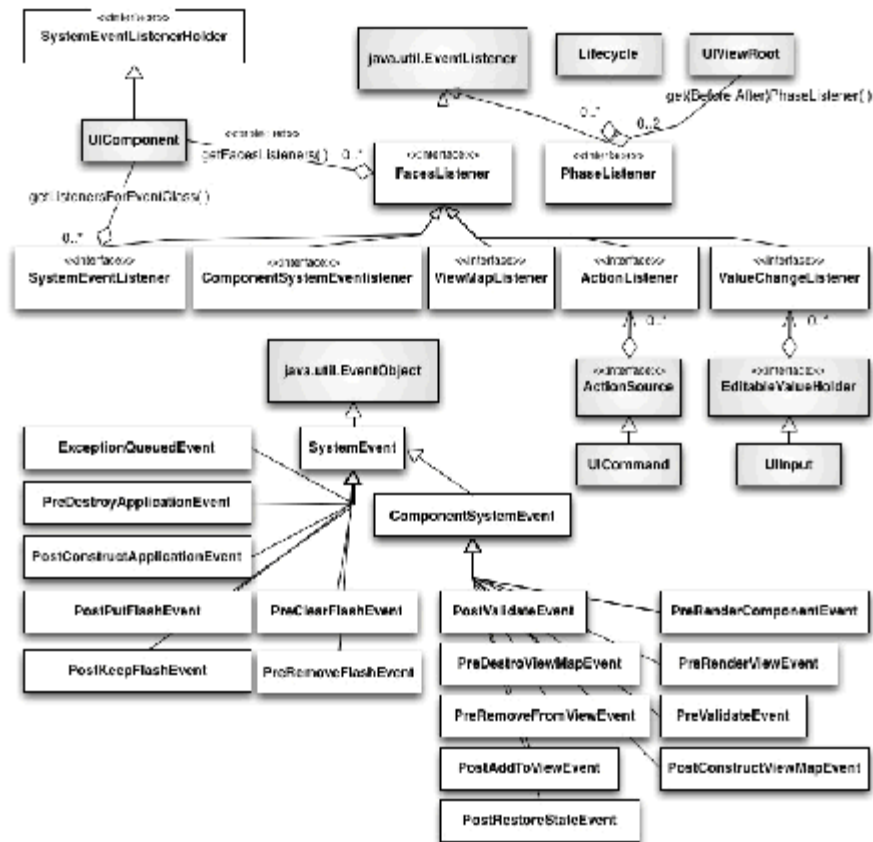
## 3.4. Event and Listener Model

This section describes how Jakarta Server Faces provides support for generating and handling user interface events and system events.

### 3.4.1. Overview

Jakarta Faces implements a model for event notification and listener registration based on the design patterns in the *JavaBeans Specification*, version 1.0.1. This is similar to the approach taken in other user interface toolkits, such as the Swing Framework included in the JDK.

A *UIComponent* subclass may choose to emit *events* that signify significant state changes, and broadcast them to *listeners* that have registered an interest in receiving events of the type indicated by the event's implementation class. At the end of several phases of the request processing lifecycle, the Jakarta Faces implementation will broadcast all of the events that have been queued to interested listeners. Jakarta Faces also defines *system events*. System events are events that are not specific to any particular application, but rather stem from specific points in time of running a Jakarta Faces application. The following UML class diagram illustrates the key players in the event model. Boxes shaded in gray indicate classes or interfaces defined outside of the *jakarta.faces.event* package.



### 3.4.2. Application Events

Application events are events that are specific to a particular application. Application events are the standard events that have been in Jakarta Faces from the beginning.

#### 3.4.2.1. Event Classes

All events that are broadcast by Jakarta Faces user interface components must extend the `jakarta.faces.event.FacesEvent` abstract base class. The parameter list for the constructor(s) of this event class must include a `UIComponent`, which identifies the component from which the event will be broadcast to interested listeners. The source component can be retrieved from the event object itself by calling `getComponent`. Additional constructor parameters and/or properties on the event class can be used to relay additional information about the event.

In conformance to the naming patterns defined in the *JavaBeans Specification*, event classes typically have a class name that ends with `Event`. It is recommended that application event classes follow this naming pattern as well.

The component that is the source of a `FacesEvent` can be retrieved via this method:

```
public UIComponent getComponent();
```

*FacesEvent* has a *phaseId* property (of type *PhaseId*, see [Phase Identifiers](#)) used to identify the request processing lifecycle phase after which the event will be delivered to interested listeners.

```
public PhaseId getPhaseId();
public void setPhaseId(PhaseId phaseId);
```

If this property is set to *PhaseId.ANY\_PHASE* (which is the default), the event will be delivered at the end of the phase in which it was enqueued.

To facilitate general management of event listeners in Jakarta Faces components, a *FacesEvent* implementation class must support the following methods:

```
public abstract boolean isAppropriateListener(FacesListener listener);
public abstract void processListener(FacesListener listener);
```

The *isAppropriateListener()* method returns true if the specified *FacesListener* is a relevant receiver of this type of event. Typically, this will be implemented as a simple “instanceof” check to ensure that the listener class implements the *FacesListener* subinterface that corresponds to this event class

The *processListener()* method must call the appropriate event processing method on the specified listener. Typically, this will be implemented by casting the listener to the corresponding *FacesListener* subinterface and calling the appropriate event processing method, passing this event instance as a parameter.

```
public void queue();
```

The above convenience method calls the *queueEvent()* method of the source *UIComponent* for this event, passing this event as a parameter.

Jakarta Faces includes two standard *FacesEvent* subclasses, which are emitted by the corresponding standard *UIComponent* subclasses described in the following chapter.

- *ActionEvent* —Emitted by a *UICommand* component when the user activates the corresponding user interface control (such as a clicking a button or a hyperlink).
- *ValueChangeEvent* —Emitted by a *UIInput* component (or appropriate subclass) when a new local value has been created, and has passed all validations.

### 3.4.2.2. Listener Classes

For each event type that may be emitted, a corresponding listener interface must be created, which

extends the *jakarta.faces.event.FacesListener* interface. The method signature(s) defined by the listener interface must take a single parameter, an instance of the event class for which this listener is being created. A listener implementation class will implement one or more of these listener interfaces, along with the event handling method(s) specified by those interfaces. The event handling methods will be called during event broadcast, one per event.

In conformance to the naming patterns defined in the *JavaBeans Specification*, listener interfaces have a class name based on the class name of the event being listened to, but with the word *Listener* replacing the trailing *Event* of the event class name (thus, the listener for a *FooEvent* would be a *FooListener*). It is recommended that application event listener interfaces follow this naming pattern as well.

Corresponding to the two standard event classes described in the previous section, Jakarta Faces defines two standard event listener interfaces that may be implemented by application classes:

- *ActionListener* —a listener that is interested in receiving *ActionEvent* events.
- *ValueChangeListener* —a listener that is interested in receiving *ValueChangeEvent* events.

#### 3.4.2.3. Phase Identifiers

As described in [Common Event Processing](#), event handling occurs at the end of several phases of the request processing lifecycle. In addition, a particular event must indicate, through the value it returns from the *getPhaseId()* method, the phase in which it wishes to be delivered. This indication is done by returning an instance of *jakarta.faces.event.PhaseId*. The class defines a typesafe enumeration of all the legal values that may be returned by *getPhaseId()*. In addition, a special value (*PhaseId.ANY\_PHASE*) may be returned to indicate that this event wants to be delivered at the end of the phase in which it was queued.

#### 3.4.2.4. Listener Registration

A concrete *UIComponent* subclass that emits events of a particular type must include public methods to register and deregister a listener implementation. [P1-start listener methods must conform to javabeans naming] In order to be recognized by development tools, these listener methods must follow the naming patterns defined in the *JavaBeans Specification*. [P1-end] For example, for a component that emits *FooEvent* events, to be received by listeners that implement the *FooListener* interface, the method signatures (on the component class) must be:

```
public void addFooListener(FooListener listener);
public FooListener[] getFooListeners();
public void removeFooListener(FooListener listener);
```

The application (or other components) may register listener instances at any time, by calling the appropriate add method. The set of listeners associated with a component is part of the state information that Jakarta Faces saves and restores. Therefore, listener implementation classes must have a public zero-argument constructor, and may implement *StateHolder* (see [StateHolder](#)) if they

have internal state information that needs to be saved and restored.

The *UICommand* and *UIInput* standard component classes include listener registration and deregistration methods for event listeners associated with the event types that they emit. The *UIInput* methods are also inherited by *UIInput* subclasses, including *UISelectBoolean*, *UISelectMany*, and *UISelectOne*.

### 3.4.2.5. Event Queueing

During the processing being performed by any phase of the request processing lifecycle, events may be created and queued by calling the *queueEvent()* method on the source *UIComponent* instance, or by calling the *queue()* method on the *FacesEvent* instance itself. As described in [Common Event Processing](#), at the end of certain phases of the request processing lifecycle, any queued events will be broadcast to interested listeners in the order that the events were originally queued.

Deferring event broadcast until the end of a request processing lifecycle phase ensures that the entire component tree has been processed by that state, and that event listeners all see the same consistent state of the entire tree, no matter when the event was actually queued.

### 3.4.2.6. Event Broadcasting

As described in [Common Event Processing](#), at the end of each request processing lifecycle phase that may cause events to be queued, the lifecycle management method of the *UIViewRoot* component at the root of the component tree will iterate over the queued events and call the *broadcast()* method on the source component instance to actually notify the registered listeners. See the Javadocs of the *broadcast()* method for detailed functional requirements.

During event broadcasting, a listener processing an event may:

- Examine or modify the state of any component in the component tree.
- Add or remove components from the component tree.
- Add messages to be returned to the user, by calling *addMessage* on the *FacesContext* instance for the current request.
- Queue one or more additional events, from the same source component or a different one, for processing during the current lifecycle phase.
- Throw an *AbortProcessingException*, to tell the Jakarta Faces implementation that no further broadcast of this event should take place.
- Call *renderResponse()* on the *FacesContext* instance for the current request. This tells the Jakarta Faces implementation that, when the current phase of the request processing lifecycle has been completed, control should be transferred to the *Render Response* phase.
- Call *responseComplete()* on the *FacesContext* instance for the current request. This tells the Jakarta Faces implementation that, when the current phase of the request processing lifecycle has been completed, processing for this request should be terminated (because the actual response content has been generated by some other means).

### 3.4.3. System Events

System Events represent specific points in time for a Jakarta Faces application. *PhaseEvents* also represent specific points in time in a Jakarta Faces application, but the granularity they offer is not as precise as System Events. For more on *PhaseEvents*, please see [PhaseEvent](#).

#### 3.4.3.1. Event Classes

All system events extend from the base class *SystemEvent*. *SystemEvent* has a similar API to *FacesEvent*, but the *source* of the event is of type *Object* (instead of *UIComponent*), *SystemEvent* has no *PhaseId* property and *SystemEvent* has no *queue()* method because *SystemEvent*s are never queued. *SystemEvent* shares *isAppropriateListener()* and *processListener()* with *FacesEvent*. For the specification of these methods see [Event Classes](#).

System events that originate from or are associated with specific component instances should extend from *ComponentSystemEvent*, which extends *SystemEvent* and adds a *getComponent()* method, as specified in [Event Classes](#).

The specification defines the following *SystemEvent* subclasses, all in package *jakarta.faces.event*.

- *ExceptionQueuedEvent* indicates a non-expected *Exception* has been thrown. Please see [ExceptionHandler](#) for the normative specification.
- *PostConstructApplicationEvent* must be published immediately after application startup. Please see [Application Startup Behavior](#) for the normative specification.
- *PreDestroyApplicationEvent* must be published as immediately before application shutdown. Please see [Application Shutdown Behavior](#) for the normative specification.
- *PostKeepFlashEvent* This event must be published by a call to *Application.publishEvent()* when a value is kept in the flash.
- *PostPutFlashEvent* This event must be published by a call to *Application.publishEvent()* when a value is stored in the flash.
- *PreClearFlashEvent* This event must be published by a call to *Application.publishEvent()* when a before the flash is cleared.
- *PreRemoveFlashEvent* This event must be published by a call to *Application.publishEvent()* when a value is removed from the flash.

The specification defines the following *ComponentSystemEvent* classes, all in package *jakarta.faces.event*.

- *InitialStateEvent* must be published with a direct call to *UIComponent.processEvent()*, during the *apply()* method of the class *jakarta.faces.webapp.vdl.ComponentHandler*. Please see the javadocs for the normative specification.
- *PostAddToViewEvent* indicates that the *source* component has just been added to the view. Please see [Component Tree Manipulation](#) for a reference to the normative specification.

- *PostConstructViewMapEvent* indicates that the *Map* that is the view scope has just been created. Please see, the *UIViewRoot Events* for a reference to the normative specification.
- *PostRenderViewEvent* indicates that the *UIViewRoot* source component has just been rendered. Please see *Render Response* for the normative specification.
- *PostRestoreStateEvent* indicates that an individual component instance has just had its state restored. Please see the *UIViewRoot Events* for a reference to the normative specification.
- *PostValidateEvent* indicates that an individual component instance has just been validated. Please see the *EditableValueHolder Events* for the normative specification.
- *PreDestroyViewMapEvent* indicates that the *Map* that is the view scope is about to be destroyed. Please see, the *UIViewRoot Properties* for the normative specification.
- *PreRenderComponentEvent* indicates that the *source* component is about to be rendered. Please see *Component Tree Manipulation* for a reference to the normative specification.
- *PreRenderViewEvent* indicates that the *UIViewRoot* source component is about to be rendered. Please see *Render Response* for the normative specification.
- *PreValidateEvent* indicates that an individual component instance is about to be validated. Please see the *EditableValueHolder Events* for the normative specification.

### 3.4.3.2. Listener Classes

Unlike application events, the creation of new event types for system events does not require the creation of new listener interfaces. All *SystemEvent* types can be listened for by listeners that implement *jakarta.faces.event.SystemEventListener*. Please see the javadocs for that class for the complete specification.

As a developer convenience, the listener interface *ComponentSystemEventListener* has been defined for those cases when a *SystemEventListener* is being attached to a specific *UIComponent* instance. *ComponentSystemEventListener* lacks the *isListenerForSource()* method because it is implicitly defined by virtue of the listener being added to a specific component instance.

### 3.4.3.3. Programmatic Listener Registration

System events may be listened for at the Application level, using *Application.subscribeToEvent()* or at the component level, by calling *subscribeToEvent()* on a specific component instance. The specification for *Application.subscribeToEvent()* may be found in *System Event Methods*.

The following methods are defined on *UIComponent* to support per-component system events.

```
public void subscribeToEvent(Class<? extends SystemEvent> eventClass,
    ComponentSystemEventListener componentListener);
public void unsubscribeFromEvent(Class<? extends SystemEvent> eventClass,
    ComponentSystemEventListener componentListener);
```

See the javadoc for *UIComponent* for the normative specification of these methods.

In addition to the above methods, the `@ListenerFor` and `@ListenersFor` annotations allow components, renderers, validators and converters to declare that they want to register for system events. Please see the javadocs for those annotations for the complete specification.

#### 3.4.3.4. Declarative Listener Registration

Page authors can subscribe to events using the `<f:event/>` tag. This tag will allow the application developer to specify the method to be called when the specified event fires for the component of which the tag is a child. The tag usage is as follows:

```
<h:inputText value="#{myBean.text}">
  <f:event type="preRenderComponent"
    listener="#{myBean.beforeTextRender}" />
</h:inputText>
```

The *type* attribute specifies the type of event, and can be any of the specification-defined events or one of any user-defined events, but must be a *ComponentSystemEvent*, using either the short-hand name for the event or the fully-qualified class name (e.g., *com.foo.app.event.CustomEvent*). If the event can not be found, a *FacesException* listing the offending event type will be thrown. Please see the VDLDocs for the `<f:event />` tag for the normative specification of the declarative event feature.

The method signature for the *MethodExpression* pointed to by the *listener* attribute must match the signature of *jakarta.faces.event.ComponentSystemEventListener.processEvent()*, which is:

```
public void processEvent(jakarta.faces.event.ComponentSystemEvent event)
    throws AbortProcessingException
```

#### 3.4.3.5. Listener Registration By Annotation

The *ListenerFor* and *ListenersFor* annotations can be applied to components and renderers. Classes tagged with the *ListenerFor* annotation are installed as listeners. The *ListenersFor* annotation is a container annotation to specify multiple *ListenerFor* annotations for a single class. Please refer to the Javadocs for the *ListenerFor* and *ListenersFor* classes for more details.

#### 3.4.3.6. Listener Registration By Application Configuration Resources

A `<system-event-listener>` element, within the `<application>` element of an application configuration resource, declares an application scoped listener and causes a call to *Application.subscribeToEvent()*.

#### 3.4.3.7. Event Broadcasting

System events are broadcast immediately by calls to *Application.publishEvent()* Please see [System Event Methods](#) for the normative specification of *publishEvent()*.



## 3.5. Validation Model

This section describes the facilities provided by Jakarta Server Faces for validating user input.

### 3.5.1. Overview

Jakarta Faces supports a mechanism for registering zero or more *validators* on each *EditableValueHolder* component in the component tree. A validator's purpose is to perform checks on the local value of the component, during the *Process Validations* phase of the request processing lifecycle. In addition, a component may implement internal checking in a *validate* method that is part of the component class.

### 3.5.2. Validator Classes

A validator must implement the *jakarta.faces.validator.Validator* interface, which contains a *validate()* method signature.

```
public void validate(FacesContext context,  
                    UIComponent component, Object value);
```

General purpose validators may require configuration values in order to define the precise check to be performed. For example, a validator that enforces a maximum length might wish to support a configurable length limit. Such configuration values are typically implemented as JavaBeans component properties, and/or constructor arguments, on the *Validator* implementation class. In addition, a validator may elect to use generic attributes of the component being validated for configuration information.

Jakarta Faces includes implementations of several standard validators, as described in [Standard Validator Implementations](#).

### 3.5.3. Validation Registration

The *EditableValueHolder* interface (implemented by *UIInput*) includes an *addValidator* method to register an additional validator for this component, and a *removeValidator* method to remove an existing registration. In pre-Jakarta Faces JSF 1.1 (under the JCP) there was the ability to set a *MethodBinding* that points to a method that adheres to the *validate* signature in the *Validator* interface, which will be called after the *Validator* instances added by calling *addValidator()* have been invoked. In pre-Jakarta Faces JSF 1.2 (under the JCP), this has been replaced by providing a new wrapper class that implements *Validator*, and accepts a *MethodExpression* instance that points to the same method that the *MethodBinding* pointed to in pre-Jakarta Faces JSF 1.1. Please see the javadocs for *EditableValueHolder.setValidator()*.

The application (or other components) may register validator instances at any time, by calling the *addValidator* method. The set of validators associated with a component is part of the state information

that Jakarta Faces saves and restores. Validators that wish to have configuration properties saved and restored must also implement *StateHolder* (see [StateHolder](#)).

In addition to validators which are registered explicitly on the component, either through the Java API or in the view markup, zero or more “default validators” can be declared in the application configuration resources, which will be registered on all *UIInput* instances in the component tree unless explicitly disabled. [P1-start-validator-reg]The default validators are appended after any locally defined validators once the *EditableValueHolder* is populated and added to the component tree. A default validator must not be added to a *UIInput* if a validator having the same id is already present.

The typical way of registering a default validator id is by declaring it in a configuration resource, as follows:

```
<faces-config>
  <application>
    <default-validators>
      <validator-id>jakarta.faces.Bean</validator-id>
    </default-validators>
  </application>
</faces-config>
```

A default validator may also be registered using the *isDefault* attribute on the *@FacesValidator* annotation on a *Validator* class, as specified in [Requirements for scanning of classes for annotations](#).

The during application startup, the runtime must cause any default validators declared either in the application configuration resources, or via a *@FacesValidator* annotation with *isDefault* set to *true* to be added with a call to *Application.addDefaultValidatorId()*. This method is declared in [Default Validator Ids](#).

Any configuration resource that declares a list of default validators overrides any list provided in a previously processed configuration resource. If an empty *<default-validators/>* element is found in a configuration resource, the list of default validators must be cleared.

In environments that include Bean Validation, the following additional actions must be taken at startup time. If the *jakarta.faces.validator.DISABLE\_DEFAULT\_BEAN\_VALIDATOR* *<context-param>* exists and its value is *true*, the following step must be skipped:

- The runtime must guarantee that the validator id *jakarta.faces.Bean* is included in the result from a call to *Application.getDefaultValidatorInfo()* (see [Default Validator Ids](#)), regardless of any configuration found in the application configuration resources or via the *@FacesValidator* annotation.[P1-end]

### 3.5.4. Validation Processing

During the *Process Validations* phase of the request processing lifecycle (as described in [Process Validations](#)), the Jakarta Faces implementation will ensure that the *validate()* method of each registered

*Validator*, the method referenced by the *validator* property (if any), and the *validate()* method of the component itself, is called for each *EditableValueHolder* component in the component tree, regardless of the validity state of any of the components in the tree. The responsibilities of each *validate()* method include:

- Perform the check for which this validator was registered.
- If violation(s) of the correctness rules are found, create a *FacesMessage* instance describing the problem, and create a *ValidatorException* around it, and throw the *ValidatorException*. The *EditableValueHolder* on which this validation is being performed will catch this exception, set *valid* to *false* for that instance, and cause the message to be added to the *FacesContext*.

In addition, a *validate()* method may:

- Examine or modify the state of any component in the component tree.
- Add or remove components from the component tree.
- Queue one or more events, from the same component or a different one, for processing during the current lifecycle phase.

The render-independent property *required* is a shorthand for the function of a “required” validator. If the value of this property is true, there is an entry in the request payload corresponding to this component, and the component has no value, the component is marked invalid and a message is added to the *FacesContext* instance. See [Localized Application Messages](#) for details on the message.

### 3.5.5. Standard Validator Implementations

Jakarta Server Faces defines a standard suite of *Validator* implementations that perform a variety of commonly required checks. In addition, component writers, application developers, and tool providers will often define additional *Validator* implementations that may be used to support component-type-specific or application-specific constraints. These implementations share the following common characteristics:

- Standard *Validators* accept configuration information as either parameters to the constructor that creates a new instance of that *Validator*, or as JavaBeans component properties on the *Validator* implementation class.
- To support internationalization, *FacesMessage* instances should be created. The message identifiers for such standard messages are also defined by manifest String constants in the implementation classes. It is the user’s responsibility to ensure the content of a *FacesMessage* instance is properly localized, and appropriate parameter substitution is performed, perhaps using *java.text.MessageFormat*.
- See the javadocs for *UIInput.validateValue()* for further normative specification regarding validation.
- Concrete *Validator* implementations must define a public static final String constant *VALIDATOR\_ID*, whose value is the standard identifier under which the Jakarta Faces

implementation must register this instance (see below).

Please see [Localized Application Messages](#) for the list of message identifiers.

[P1-start standard validators] The following standard *Validator* implementations (in the *jakarta.faces.validator* package) are provided:

- *DoubleRangeValidator* —Checks the local value of a component, which must be of any numeric type, against specified maximum and/or minimum values. Standard identifier is “jakarta.faces.DoubleRange”.
- *LengthValidator* —Checks the length (i.e. number of characters) of the local value of a component, which must be of type *String*, against maximum and/or minimum values. Standard identifier is “jakarta.faces.Length”.
- *LongRangeValidator* —Checks the local value of a component, which must be of any numeric type convertible to *long*, against maximum and/or minimum values. Standard identifier is “jakarta.faces.LongRange”.
- *RegexValidator* —Accepts a “pattern” attribute that is interpreted as a regular expression from the *java.util.regex* package. The local value of the component is checked for a match against this regular expression. Standard identifier is “jakarta.faces.RegularExpression”
- *BeanValidator* - The implementation must ensure that this validator is only available when running in an environment in which JSR-303 Beans Validation is available. Please see the javadocs for *BeanValidator.validate()* for the specification. Standard identifier is “jakarta.faces.Bean”
- *RequiredValidator* - Analogous to setting the required attribute to true on the *EditableValueHolder*. Enforces that the local value is not empty. Reuses the logic and error messages defined on *UIInput*. Standard identifier for this validator is "jakarta.faces.Required"

*MethodExpressionValidator* —Wraps a *MethodExpression* and interprets it as pointing to a method that performs validation. Any exception thrown when the expression is invoked is wrapped in a *ValidatorException* in similar fashion as the above validators. [P1-end]

### 3.5.6. Bean Validation Integration

If the implementation is running in a container environment that requires Jakarta Bean Validation, it must expose the bean validation as described in this specification.

As stated in the specification goals of Jakarta Bean Validation, validation often gets spread out across the application, from user interface components to persistent objects. Jakarta Bean Validation strives to avoid this duplication by defining a set of metadata that can be used to express validation constraints that are sharable by any layer of the application. Since its inception, Jakarta Faces has supported a “field level validation” approach. Rather than requiring the developer to define validators for each input component (i.e., *EditableValueHolder*), the *BeanValidator* can be automatically applied to all fields on a page so that the work of enforcing the constraints can be delegated to the Bean Validation provider.

### 3.5.6.1. Bean Validator Activation

[P1-BeanValidationIntegration]If Bean Validation is present in the runtime environment, the system must ensure that the standard validator with validator-id *jakarta.faces.Bean* is added with a call to *Application.addDefaultValidatorId()*. [P1-end] See [Standard Validator Implementations](#) for the description of the standard *BeanValidator*, and `<f:validateBean>` for the Facelet tag that exposes this validator to the page author. This ensures Bean Validation will be called for every field in the application.

If Bean Validation is present, and the *jakarta.faces.VALIDATE\_EMPTY\_FIELDS* *<context-param>* is not explicitly set to *false*, Jakarta Faces will validate *null* and empty fields so that the *@NotNull* and *@NotEmpty* constraints from Bean Validation can be leveraged. The next section describes how the reference to the Bean Validation ValidatorFactory is obtained by that validator.

### 3.5.6.2. Obtaining a ValidatorFactory

The Bean Validation ValidatorFactory is the main entry point into Bean Validation and is responsible for creating Validator instances. [P1-start-validatorfactory]A ValidatorFactory is retrieved using the following algorithm:

- If the servlet context contains a ValidatorFactory instance under the attribute named *jakarta.faces.validator.beanValidator.ValidatorFactory*, this instance is used by Jakarta Faces to acquire Validator instances (specifically in the *BeanValidator*). This key should be defined in the constant named *VALIDATOR\_FACTORY\_KEY* on *BeanValidator*.
- If the servlet context does not contain such an entry, Jakarta Faces looks for a Bean Validation provider in the classpath. If present, the standard Bean Validation bootstrap strategy is used. If not present, Bean Validation integration is disabled. If the *BeanValidator* is used and no *ValidatorFactory* can be retrieved, a *FacesException* is raised. The standard Bean Validation bootstrap procedure is shown here:

```
ValidatorFactory validatorFactory =
    Validation.buildDefaultValidatorFactory();
```

Once instantiated, the result can be stored in the servlet context attribute mentioned as a means of caching the result. If Jakarta Faces is running in a Jakarta EE environment, Jakarta Bean Validation will be available, as defined by the Jakarta EE specification, and thus activated in Jakarta Faces. The EE container will be responsible for making the *ValidatorFactory* available as an attribute in the *ServletContext* as mentioned above. [P1-end]

### 3.5.6.3. Class-Level Validation

Jakarta Faces conversion and validation as described in this chapter operates on the principle that all conversion and validation is performed before values are pushed into the model. This principle allows one to safely assume that if a value is pushed into the model, it is of the proper type and has been validated. This validation is done on a “field level” basis, as mentioned in [Bean Validation Integration](#).

This approach poses challenges for higher level validation that needs to take the value of several fields together into account to decide if they are valid or not. For example, consider the common case of a user account creation page with two fields for the password. The page can only be considered valid if both password fields are themselves individually valid based on the specified password constraints and also are both the same value. Jakarta Faces provides for this case by providing a facility for performing Class-Level Validation using Bean Validation. Please see the VDLDoc for the `<f:validateWholeBean />` tag for the normative specification of this feature as well as a usage example showing the password validation scenario.

#### 3.5.6.4. Localization of Bean Validation Messages

To ensure proper localization of the messages, Jakarta Faces should provide a custom BeanValidation MessageInterpolator resolving the Locale according to Jakarta Faces defaults and delegating to the default MessageInterpolator as defined in `ValidationFactory.getMessageInterpolator()`. A possible implementation is shown here:

```
public class FacesMessageInterpolator implements MessageInterpolator {
    private final MessageInterpolator delegate;

    public FacesMessageInterpolator(MessageInterpolator delegate) {
        this.delegate = delegate;
    }

    public String interpolate(String message,
        ConstraintDescriptor constraintDescriptor, Object value) {
        Locale locale = FacesContext.getCurrentInstance()
            .getViewRoot().getLocale();
        return this.delegate.interpolate(
            message, constraintDescriptor, value, locale);
    }

    public String interpolate(String message, ConstraintDescriptor
        constraintDescriptor, Object value, Locale locale) {
        return this.delegate.interpolate(
            message, constraintDescriptor, value, locale);
    }
}
```

Once a `ValidatorFactory` is obtained, as described in [Obtaining a ValidatorFactory](#), Jakarta Faces receives a `Validator` instance by providing the custom message interpolator to the validator state.

```
//could be cached
MessageInterpolator facesMessageInterpolator = new FacesMessageInterpolator(
    validatorFactory.getMessageInterpolator() );

//...

Validator validator = validatorFactory
    .usingContext()
    .messageInterpolator(facesMessageInterpolator)
    .getValidator();
```

The local value is then passed to the `Validator.validateValue()` method to check for constraint violations. Since Bean Validation defines a strategy for localized message reporting, the `BeanValidator` does not need to concern itself with producing the validation message. Instead, the `BeanValidator` should accept the interpolated message returned from Bean Validation API, which is accessed via the method `getInterpolatedMessage()` on the `ConstraintFailure` class, and use it as the replacement value for the first numbered placeholder for the key `jakarta.faces.validator.BeanValidator.MESSAGE` (i.e., `{0}`). To encourage use of the Bean Validation message facility, the default message format string for the `BeanValidator` message key must be a single placeholder, as shown here:

```
jakarta.faces.validator.BeanValidator.MESSAGE={0}
```

Putting the Bean Validation message resolution in full control of producing the displayed message is the recommended approach. However, to allow the developer to align the messages generated by the `BeanValidator` with existing Jakarta Faces validators, the developer may choose to override this message key in an application resource bundle and reference the component label, which replaces the second numbered placeholder (i.e., `{1}`).

```
jakarta.faces.validator.BeanValidator.MESSAGE={1}:{0}
```

This approach is useful if you are already using localized labels for your input components and are displaying the messages above the form, rather than adjacent to the input.

## 3.6. Composite User Interface Components

### 3.6.1. Non-normative Background

To aid implementors in providing a spec compliant runtime for composite components, this section provides a non-normative background to motivate the discussion of the composite component feature. The composite component feature enables developers to write real, reusable, Jakarta Faces UI components without any Java code or configuration XML.

### 3.6.1.1. What does it mean to be a Jakarta Faces User Interface component?

Jakarta Faces is a component based framework, and Jakarta Faces UI components are the main point of Jakarta Faces. But what is a Jakarta Faces UI component, really? Conceptually, a Jakarta Faces UI Component is a software artifact that represents a reusable, self contained piece of a user interface. A very narrow definition for “Jakarta Faces UI Component” is imposed at runtime. This definition can be summarized as

A Jakarta Faces UI Component is represented at runtime by an instance of a Java class that includes *jakarta.faces.component.UIComponent* as an ancestor in its inheritance hierarchy.

It is easy to write a class that adheres to this definition, but in practice, component authors need to do more than just this in order to get the most from Jakarta Faces and to conform to user’s expectations of what a Jakarta Faces UI Component is. For example, users expect a Jakarta Faces UI Component can do some or all of the following:

- be exposed to the page-author via a markup tag with sensible attributes
- emit events (such a *ValueChangeEvent* or *ActionEvent*)
- allow attaching listeners
- allow attaching a *Converter* and/or *Validator*(s)
- render itself to the user-agent, with full support for styles, localization and accessibility
- support delegated rendering to allow for client device independence
- read values sent from the user-agent and correctly adapt them to the faces lifecycle
- correctly handle saving and restoring its state across multiple requests from the user-agent

Another important dimension to consider regarding UI components is the context in which the developer interacts with the component. There are generally two such contexts.

- In the context of a markup view, such as a Jakarta Server Pages or Facelet view. In this context the developer interacts with the UI component using a markup element, setting attributes on that element, and nesting child elements within that component markup element.
- In the context of code, such as a listener, a managed-bean, or other programming language context. In this context, the developer is writing JavaCode that is either passed the UI component as an argument, or obtains a reference to the UI component in some other way.

### 3.6.1.2. How does one make a custom Jakarta Faces User Interface component?

To satisfy a user’s expectations for a Jakarta Faces UI component, the component author must adhere to one of the following best practices.

- extend the custom component class from an existing subclass of *UIComponent* that most closely represents the meaning and behavior of the piece of the UI you are encapsulating in the component.



- extend the custom component class directly from *UIComponentBase* and implement the appropriate “behavioral interface”(s) that most closely represents the meaning and behavior of the piece of the UI you are encapsulating in the component. See [Component Behavioral Interfaces](#) for more.

Note that the first best practice includes the second one “for free” since the stock *UIComponent* subclasses already implement the appropriate behavioral interfaces.

When following either best practice, the Jakarta Faces UI component developer must follow several steps to make the component available for use in markup pages or in code, including but not necessarily limited to

- Make entries in a *faces-config.xml* file, linking the component class to its *component-type* , which enables the *Application.createComponent()* method to create instances of the component.
- Make entries in a *faces-config.xml* file to declare a *Renderer* that provides client-device independence.
- Provide a Jakarta Server Pages or Facelet tag handler that allows the page author to build UIs that include the component, and to customize each instance of the component with listeners, properties and model associations. This includes making the association between the *Renderer* and the *UIComponent*.
- Provide a *Renderer* that provides client device independency for the component
- Make entries in a *faces-config.xml* file that links the *Renderer* and its Java class.

These steps are complex, yet the components one creates by following them can be very flexible and powerful. By making some simplifying assumptions, it is possible to allow the creation of components that are just as powerful but require far less complexity to develop. This is the whole point of composite components: to enable developers to write real, reusable, Jakarta Faces UI components without any Java code or configuration XML.

### 3.6.1.3. How does one make a composite component?

The composite component feature builds on two features in Jakarta Faces: resources ([Resource Handling](#)) and Facelets ([Facelets and its use in Web Applications](#)). Briefly, a composite component is any Facelet markup file that resides inside of a resource library. For example, if a Facelet markup file named *loginPanel.xhtml* resides inside of a resource library called *ezcomp*, then page authors can use this component by declaring the xml namespace *xmlns:ez="http://java.sun.com/jsf/composite/ezcomp"* and including the tag `<ez:loginPanel />` in their pages. Naturally, it is possible for a composite component author to declare an alternate XML namespace for their composite components, but doing so is optional.

Any valid Facelet markup is valid for use inside of a composite component, including the templating features specified in [Facelet Templating Tag Library](#). In addition, the tag library specified in [Composite Component Tag Library](#) must be used to declare the metadata for the composite component. Future versions of the Jakarta Faces specification may relax this requirement, but for now at least the

<*composite:interface*> and <*composite:implementation*> sections are required when creating a composite component.

#### 3.6.1.4. A simple composite component example

Create the page that uses the composite component, *index.xhtml*.

```
<!DOCTYPE html PUBLIC "-//W3C//DTD XHTML 1.0 Transitional//EN"
    "http://www.w3.org/TR/xhtml1/DTD/xhtml1-transitional.dtd">

<html xmlns="http://www.w3.org/1999/xhtml"
    xmlns:h="http://java.sun.com/jsf/html"
    xmlns:f="http://java.sun.com/jsf/core"
    xmlns:ez="http://java.sun.com/jsf/composite/ezcomp">
<h:head>
    <title>A simple example of EZComp</title>
</h:head>
<h:body>
    <h:form>
        <ez:loginPanel id="loginPanel">
            <f:actionListener for="loginEvent"
                binding="#{bean.loginEventListener}" />
        </ez:loginPanel>
    </h:form>
</h:body>
</html>
```

The only thing special about this page is the *ez* namespace declaration and the inclusion of the <*ez:loginPanel* /> tag on the page. The occurrence of the string “http://java.sun.com/jsf/composite/” in a Facelet XML namespace declaration means that whatever follows that last “/” is taken to be the name of a resource library. For any usage of this namespace in the page, such as <*ez:loginPanel* />, a Facelet markup file with the corresponding name is loaded and taken to be the composite component, in this case the file *loginPanel.xhtml*. The implementation requirements for this and other Facelet features related to composite components are specified in [Requirements specific to composite components](#).

Create the composite component markup page. In this case, *loginPanel.xhtml* resides in the *./resources/ezcomp* directory relative to the *index.xhtml* file.

```

<!DOCTYPE html PUBLIC "-//W3C//DTD XHTML 1.0 Transitional//EN"
    "http://www.w3.org/TR/xhtml1/DTD/xhtml1-transitional.dtd">

<html xmlns="http://www.w3.org/1999/xhtml"
      xmlns:h="http://java.sun.com/jsf/html"
      xmlns:f="http://java.sun.com/jsf/core"
      xmlns:ui="http://java.sun.com/jsf/facelets"
      xmlns:composite="http://java.sun.com/jsf/composite">
<head>
  <title>Not present in rendered output</title>
</head>
<body>
  <composite:interface>
    <composite:actionSource name="loginEvent" />
  </composite:interface>
  <composite:implementation>
    <p>Username: <h:inputText id="usernameInput" /></p>
    <p>Password: <h:inputSecret id="passwordInput" /></p>
    <p><h:commandButton id="loginEvent" value="login"/></p>
  </composite:implementation>
</body>
</html>

```

The `<composite:interface>` section declares the public interface that users of this component need to understand. In this case, the component declares that it contains an implementation of `ActionSource2` (see [ActionSource2](#)), and therefore anything one can do with an `ActionSource2` in a Facelet markup page you one do with the composite component. (See [Component Behavioral Interfaces](#) for more on `ActionSource2` and other behavioral interfaces). The `<composite:implementation>` section defines the implementation of this composite component.

### 3.6.1.5. Walk through of the run-time for the simple composite component example

This section gives a non-normative traversal of the composite component feature using the previous example as a guide. Please refer to the javadocs for the normative specification for each method mentioned below. Any text in *italics* is a term defined in [Composite Component Terms](#).

1. The user-agent requests the `index.html` from [A simple composite component example](#). This page contains the `xmlns:ez="http://java.sun.com/jsf/composite/ezcomp"` declaration and an occurrence of the `<ez:loginPanel>` tag. Because this page contains a usage of a composite component, it is called a *using page* for discussion.

The runtime notices the use of an xml namespace beginning with `"http://java.sun.com/jsf/composite/"`. Takes the substring of the namespace after the last `"/"`, exclusive, and looks for a resource library with the name `"ezcomp"` by calling `ResourceHandler.libraryExists()`.

2. The runtime encounters the `<ez:loginPanel>` component in the *using page*. This causes `Application.createComponent(FacesContext, Resource)` to be called. This method instantiates the *top level component* but does not populate it with children. Pay careful attention to the javadocs for this method. Depending on the circumstances, the *top level component* instance can come from a developer supplied Java Class, a Script, or an implementation specific java class. This method calls `ViewDeclarationLanguage.getComponentMetadata(FacesContext, Resource)`, which obtains the *composite component BeanInfo* (and therefore also the *composite component BeanDescriptor*) that exposes the *composite component metadata*. The *composite component metadata* also includes any *attached object targets* exposed by the *composite component author*. One thing that `Application.createComponent(FacesContext, Resource)` does to the component before returning it is set the component's renderer type to be `jakarta.faces.Composite`. This is important during rendering.

Again, `Application.createComponent(FacesContext, Resource)` does not populate the *top level component* with children. Subsequent processing done as the runtime traverses the rest of the page takes care of that. One very important aspect of that subsequent processing is ensuring that all of the *UIComponent* children in the *defining page* are placed in a facet underneath the *top level component*. The name of that facet is given by the `UIComponent.COMPOSITE_FACET_NAME` constant.

3. After the children of the *composite component tag* in the *using page* have been processed by the VDL implementation, the VDL implementation must call `VDLUtils.retargetAttachedObjects()`. This method examines the *composite component metadata* and retargets any attached objects from the *using page* to their appropriate *inner component targets*.
4. Because the renderer type of the composite component was set to `jakarta.faces.Composite`, the *composite component renderer* is invoked to render the composite component.

### 3.6.1.6. Composite Component Terms

The following terms are commonly used to describe the composite component feature.

#### Attached Object

Any artifact that can be attached to a *UIComponent* (composite or otherwise). Usually, this means a *Converter*, *Validator*, *ActionListener*, or *ValueChangeListener*.

#### Attached Object Target

Part of the *composite component metadata* that allows the *composite component author* to expose the semantics of an inner component to the *using page author* without exposing the rendering or implementation details of the inner component.

#### Composite Component

A tree of *UIComponent* instances, rooted at a *top level component*, that can be thought of and used as a single component in a view. The component hierarchy of this subtree is described in the *composite component defining page*.

### Composite Component Author

The individual or role creating the *composite component*. This usually involves authoring the *composite component defining page*.

### Composite Component *BeanDescriptor*

A constituent element of the *composite component metadata*. This version of the spec uses the JavaBeans API to expose the component metadata for the composite component. Future versions of the spec may use a different API to expose the component metadata.

### Composite Component *BeanInfo*

The main element of the *composite component metadata*.

### Composite Component Declaration

The section of markup within the *composite component defining page* that includes the `<composite:interface>` section and its children.

### Composite Component Definition

The section of markup within the *composite component defining page* that includes the `<composite:implementation>` section and its children.

### Composite Component Library

A resource library that contains a *defining page* for each *composite component* that the *composite component author* wishes to expose to the *using page author*.

### Composite Component Metadata

Any data about the *composite component*. The normative specification for what must be in the *composite component metadata* is in the javadocs for `ViewDeclarationLanguage.getComponentMetadata()`.

### Composite Component Renderer

A new renderer in the `HTML_BASIC` render kit that knows how to render a *composite component*.

### Composite Component Tag

The tag in the *using page* that references a *composite component* declared and defined in a *defining page*.

### Defining page

The markup page, usually Facelets markup, that contains the *composite component declaration* and *composite component definition*.

### Inner Component

Any *UIComponent* inside of the *defining page* or a page that is referenced from the *defining page*.

### Top level component

The *UIComponent* instance in the tree that is the parent of all *UIComponent* instances within the

*defining page* and any pages used by that *defining page*.

### Using Page

The VDL page in which a *composite component tag* is used.

### Using Page Author

The individual or role that creates pages that use the *composite component*.

## 3.6.2. Normative Requirements

This section contains the normative requirements for the composite component runtime, or pointers to other parts of the specification that articulate those requirements in the appropriate context.

Table 1. References to Composite Component Requirements in Context

Section	Feature
<a href="#">Implicit Object ELResolver for Facelets and Programmatic Access</a>	Ability for the <i>composite component author</i> to refer to the <i>top level component</i> from a Jakarta Expression Language expression, such as <code>#{cc.children[3]}</code> .
<a href="#">Composite Component Attributes ELResolver</a>	Ability for the <i>composite component author</i> to refer to attributes declared on the <i>composite component tag</i> using EL expressions such as <code>#{cc.attrs.usernameLabel}</code>
<a href="#">Object Factories</a>	Methods called by the VDL page to create a new instance of a <i>top level component</i> for eventual inclusion in the view
<a href="#">Requirements specific to composite components</a>	Requirements of the Facelet implementation relating to Facelets.
<a href="#">Composite Component Tag Library</a>	Tag handlers for the <i>composite tag library</i>

### 3.6.2.1. Composite Component Metadata

In the current version of the specification, only composite *UIComponents* must have component metadata. It is possible that future versions of the specification will broaden this requirement so that all *UIComponents* must have metadata.

This section describes the implementation of the *composite component metadata* that is returned from the method `ViewDeclarationLanguage.getComponentMetadata()`. This method is formally declared in `ViewDeclarationLanguage.getComponentMetadata()`, but for reference its signature is repeated here.

```
public BeanInfo getComponentMetadata(
    FacesContext context, Resource componentResource)
```

The specification requires that this method is called from `Application.createComponent(FacesContext`

*context*, *Resource componentResource*). See the javadocs for that method for actions that must be taken based on the composite component metadata returned from *getComponentMetadata()*.

The default implementation of this method must support authoring the component metadata using tags placed inside of a `<composite:interface />` element found on a *defining page*. This element is specified in the Facelets taglibrary docs.

Composite component metadata currently consists of the following information:

- The *composite component BeanInfo*, returned from this method.
- The *Resource* from which the composite component was created.
- The *composite component BeanDescriptor*.

This *BeanDescriptor* must be returned when *getBeanDescriptor()* is called on the composite component *BeanInfo*.

The composite component *BeanDescriptor* exposes the following information.

- The “name” attributes of the `<composite:interface/ >` element is exposed using the corresponding method on the composite component *BeanDescriptor*. If *ProjectStage* is *Development*, The “displayName”, “shortDescription”, “expert”, “hidden”, and “preferred” attributes of the `<composite:interface/ >` element are exposed using the corresponding methods on the composite component *BeanDescriptor*. Any additional attributes on `<composite:interface/ >` are exposed as attributes accessible from the *getValue()* and *attributeNames()* methods on *BeanDescriptor* (inherited from *FeatureDescriptor*). The return type from *getValue()* must be a *jakarta.el.ValueExpression* for such attributes.
- The list of exposed *AttachedObjectTargets* to which the *page author* can attach things such as listeners, converters, or validators.

The VDL implementation must populate the composite component metadata with a *List<AttachedObjectTarget>* that includes all of the inner components exposed by the composite component author for use by the page author.

This List must be exposed in the value set of the composite component *BeanDescriptor* under the key *AttachedObjectTarget.ATTACHED\_OBJECT\_TARGETS\_KEY*.

For example, if the defining page has

```
<composite:interface>
  <composite:editableValueHolder name="username" />
  <composite:actionSource name="loginEvent" />
  <composite:actionSource name="allEvents"
    targets="loginEvent cancelEvent" />
</composite:interface>
```

The list of attached object targets would consist of instances of implementations of the following interfaces from the package *jakarta.faces.webapp.vdl*.

1. *EditableValueHolderAttachedObjectTarget*
  2. *ActionSource2AttachedObjectTarget*
  3. *ActionSource2AttachedObjectTarget*
  4. *BehaviorHolderAttachedObjectTarget*
- A *ValueExpression* that evaluates to the component type of the composite component. By default this is "*jakarta.faces.NamingContainer*" but the composite component page author can change this, or provide a Java or script-based *UIComponent* implementation that is required to implement *NamingContainer*.

This *ValueExpression* must be exposed in the value set of the composite component *BeanDescriptor* under the key *UIComponent.COMPOSITE\_COMPONENT\_TYPE\_KEY*.

- A *Map*<*String*, *PropertyDescriptor*> representing the facets declared by the composite component author for use by the page author.

This *Map* must be exposed in the value set of the composite component *BeanDescriptor* under the key *UIComponent.FACETS\_KEY*.

- Any attributes declared by the composite component author using *<composite:attribute/ >* elements must be exposed in the array of *PropertyDescriptors* returned from *getPropertyDescriptors()* on the composite component *BeanInfo*.

For each such attribute, for any *String* or *boolean* valued *JavaBeans* properties on the interface *PropertyDescriptor* (and its superinterfaces) that are also given as attributes on a *<composite:attribute/ >* element, those properties must be exposed as properties on the *PropertyDescriptor* for that markup element. Any additional attributes on *<composite:attribute/ >* are exposed as attributes accessible from the *getValue()* and *attributeNames()* methods on *PropertyDescriptor*. The return type from *getValue()* must be a *ValueExpression* with the exception of the *getValue("type")*. The return type from *getValue("type")* must be *Class*. If the value specified for the *type* attribute of *<cc:attribute/ >* cannot be converted to an actual *Class*, a *TagAttributeException* must be thrown, including the *Tag* and *TagAttribute* instances in the constructor.

The *composite component BeanDescriptor* must return a *Collection*<*String*> when its *getValue()* method is called with an argument equal to the value of the symbolic constant *UIComponent.ATTRS\_WITH\_DECLARED\_DEFAULT\_VALUES*. The *Collection*<*String*> must contain the names of any *<composite:attribute>* elements for which the *default* attribute was specified, or *null* if none of the attributes have been given a default value.



## 3.7. Component Behavior Model

This section describes the facilities for adding Behavior attached objects to Jakarta Server Faces components.

### 3.7.1. Overview

Jakarta Faces supports a mechanism for enhancing components with additional behaviors that are not explicitly defined by the component author.

At the root of the behavior model is the Behavior interface. This interface serves as a supertype for additional behavior contracts. The ClientBehavior interface extends the Behavior interface by providing a contract for defining reusable scripts that can be attached to any component that implements the ClientBehaviorHolder interface. The ClientBehaviorHolder interface defines the set of attach points, or "events", to which a ClientBehavior may be attached. For example, an "AlertBehavior" implementation might display a JavaScript alert when attached to a component and activated by the end user.

While client behaviors typically add client-side capabilities, they are not limited to client. Client behaviors can also participate in the Jakarta Faces request processing lifecycle. Jakarta Faces's AjaxBehavior is a good example of such a cross-tier behavior. The AjaxBehavior both triggers an Ajax request from the client and also delivers AjaxBehaviorEvents to listeners on the server.

The standard HTML components provided by Jakarta Faces are all client behavior-ready. That is, all of the standard HTML components implement the ClientBehaviorHolder interface and allow client behaviors to be attached to well defined events. .

### 3.7.2. Behavior Interface

The Behavior interface is the root of the component behavior model. It defines a single method to enable generic behavior event delivery.

```
public void broadcast(BehaviorEvent event) throws AbortProcessingException
```

This method is called by UIComponent implementations to re-broadcast behavior events that were queued by by calling UIComponent.queueEvent.

### 3.7.3. BehaviorBase

The BehaviorBase abstract class implements the broadcast method from the Behavior interface. BehaviorBase also implements the PartialStateHolder interface (see [PartialStateHolder](#)). It also provides behavior event listener registration methods.

```
public void broadcast(BehaviorEvent event) throws AbortProcessingException
```

This method delivers the `BehaviorEvent` to listeners that were registered via `addBehaviorListener`.

The following methods are provided for add and removing `BehaviorListeners`.

```
protected void addBehaviorListener(BehaviorListener listener)
```

```
protected void removeBehaviorListener(BehaviorListener listener);
```

### 3.7.4. The Client Behavior Contract

The *ClientBehavior* interface extends the *Behavior* interface and lays the foundation on which behavior authors can define custom script producing behaviors. The logic for producing these scripts is defined in the *getScript()* method.

```
public String getScript(BehaviorContext behaviorContext)
```

This method returns a `String` that is an executable script that can be attached to a client side event handler. The `BehaviorContext` argument contains information that may be useful for `getScript` implementations.

In addition to client side functionality, client behaviors can also post back to the server and participate in the request processing lifecycle.

```
public void decode(FacesContext context,UIComponent component)
```

This method can perform request decoding and queue server side events.

```
public Set<ClientBehaviorHint> getHints()
```

This method provides information about the client behavior implementation that may be useful to components and renderers that interact with the client behavior.

Refer to the javadocs for these methods for more details.

### 3.7.5. ClientBehaviorHolder

Components that support client behaviors must implement the `ClientBehaviorHolder` interface. Refer to [ClientBehaviorHolder](#) for more details.

### 3.7.6. ClientBehaviorRenderer

Client behaviors may implement script generation and decoding in a client behavior class or delegate to a `ClientBehaviorRenderer`. Refer to [ClientBehaviorRenderer](#) for more specifics.

### 3.7.7. ClientBehaviorContext

The specification provides a `ClientBehaviorContext` that contains information that may be used at script rendering time. Specifically it includes:

- `FacesContext`
- `UIComponent` that the current behavior is attached to
- The name of the event that the behavior is associated with
- The identifier of the source - this may correspond to the identifier of the source of the behavior
- A collection of parameters that submitting behaviors should include when posting back to the server

The `ClientBehaviorContext` is created with the use of this static method:

```
public static ClientBehaviorContext createClientBehaviorContext(
    FacesContext context, UIComponent component,
    String eventName, String sourceId,
    Collection<ClientBehaviorContext.Parameter> parameters)
```

This method must throw a `NullPointerException` if `context`, `component` or `eventName` is null.

### 3.7.8. ClientBehaviorHint

The `ClientBehaviorHint` enum is used to convey information about the client behavior implementation. Currently, only one hint is provided.

```
SUBMITTING
```

This hint indicates that a client behavior implementation posts back to the server.

### 3.7.9. ClientBehaviorBase

*ClientBehaviorBase* is an extension of *BehaviorBase* that implements the *ClientBehavior* interface. It is a convenience class that contains default implementations for the methods in *ClientBehavior* plus additional methods:

```
public String getScript(BehaviorContext behaviorContext)
```

The default implementation calls `getRenderer` to retrieve the *ClientBehaviorRenderer*. If a *ClientBehaviorRenderer* is found, it is used to obtain the script. If no *ClientBehaviorRenderer* is found, this method returns null.

```
public void decode(FacesContext context,UIComponent component)
```

The default implementation calls `getRenderer` to retrieve the *ClientBehaviorRenderer*. If a *ClientBehaviorRenderer* is found, it is used to perform decoding. If no *ClientBehaviorRenderer* is found, no decoding is performed.

```
public Set<ClientBehaviorHint> getHints()
```

The default implementation returns an empty set

```
public String getRendererType();
```

This method identifies the *ClientBehaviorRenderer* type. By default, no *ClientBehaviorRenderer* type is provided. Subclasses should either override this method to return a valid type or override the `getScript` and `decode` methods if a *ClientBehaviorRenderer* is not available.

```
protected ClientBehaviorRenderer getRenderer(FacesContext context);
```

This method returns the *ClientBehaviorRenderer* instance that is associated with this *ClientBehavior*. It uses the renderer type returned from `getRendererType()` to look up the renderer on the *RenderKit* using *RenderKit.getClientBehaviorRenderer*.

### 3.7.10. Behavior Event / Listener Model

The behavior event / listener model is an extension of the Jakarta Faces event / listener model as described in [Event and Listener Model](#). BehaviorHolder components are responsible for broadcasting BehaviorEvents to behaviors.

#### 3.7.10.1. Event Classes

Behaviors can broadcast events in the same way that UIComponents can broadcast events. At the root of the behavior event hierarchy is BehaviorEvent that extends *jakarta.faces.event.FacesEvent*. All events that are broadcast by Jakarta Faces behaviors must extend the *jakarta.faces.event.BehaviorEvent* abstract base class. The parameter list for the constructor(s) of this event class must include a

*UIComponent*, which identifies the component from which the event will be broadcast to interested listeners, and a *Behavior* which identifies the behavior associated with the component. The source component can be retrieved from the event object itself by calling *getComponent* and the behavior can be retrieved by calling *getBehavior*. Additional constructor parameters and/or properties on the event class can be used to relay additional information about the event.

In conformance to the naming patterns defined in the *JavaBeans Specification*, event classes typically have a class name that ends with *Event*. The following method is available to determine the Behavior for the event (in addition to the other methods inherited from *jakarta.faces.event.FacesEvent*):

```
public Behavior getBehavior()
```

### 3.7.10.2. Listener Classes

For each event type that may be emitted, a corresponding listener interface must be created, which extends the *jakarta.faces.event.BehaviorListener* interface. *BehaviorListener* extends from *jakarta.faces.event.FacesListener*. The method signature(s) defined by the listener interface must take a single parameter, an instance of the event class for which this listener is being created. A listener implementation class will implement one or more of these listener interfaces, along with the event handling method(s) specified by those interfaces. The event handling methods will be called during event broadcast, one per event.

In conformance to the naming patterns defined in the *JavaBeans Specification*, listener interfaces have a class name based on the class name of the event being listened to, but with the word *Listener* replacing the trailing *Event* of the event class name (thus, the listener for a *FooEvent* would be a *FooListener*). It is recommended that application event listener interfaces follow this naming pattern as well.

### 3.7.10.3. Listener Registration

*BehaviorListener* registration follows the same conventions as outlined in [Listener Registration](#).

## 3.7.11. Ajax Behavior

### 3.7.11.1. AjaxBehavior

The specification defines a single concrete *ClientBehavior* implementation: *jakarta.faces.component.behavior.AjaxBehavior*. This class extends *jakarta.faces.component.behavior.ClientBehaviorBase*. The presence of this behavior on a component causes the rendering of JavaScript that will produce an Ajax request to the server using the JavaScript API outlined in Section “JavaScript API”. This behavior may also broadcast *jakarta.faces.event.AjaxBehaviorEvents* to registered *jakarta.faces.event.AjaxBehaviorListener* implementations. Refer to the javadocs for more details about *AjaxBehavior*. [P1-start-ajaxbehavior]This behavior must define the behavior id “jakarta.faces.behavior.Ajax”. The renderer type must also be “jakarta.faces.behavior.Ajax”. [P1-end]

### 3.7.11.2. Ajax Behavior Event / Listener Model

Corresponding to the standard behavior event classes described in the previous section the specification supports an event listener model for broadcasting and handling *AjaxBehavior* events.

*jakarta.faces.event.AjaxBehaviorEvent*

This event type extends from *jakarta.faces.event.BehaviorEvent* and it is broadcast from an *AjaxBehavior*. This class follows the standard Jakarta Faces event / listener model, incorporating the usual methods as outlined in [Event and Listener Model](#). This class is responsible for invoking the method implementation of *jakarta.faces.event.AjaxBehaviorListener.processAjaxBehavior*. Refer to the javadocs for more complete details about this class.

*jakarta.faces.event.AjaxBehaviorListener*

This listener type extends from *jakarta.faces.event.BehaviorListener* and it is invoked in response to *AjaxBehaviorEvents*.

```
public void processAjaxBehavior(AjaxBehaviorEvent event)
```

*AjaxBehaviorListener* implementations implement this method to provide server side functionality in response to *AjaxBehavior* Events. See the javadocs for more details about this class.

### 3.7.12. Adding Behavior To Components

Using the *ClientBehaviorHolder* interface ([See ClientBehaviorHolder](#)) *ClientBehavior* instances can be added to components. For *ClientBehavior* implementations that extend *UIComponentBase*, the minimal requirement is to override *getEventNames()* to return a non-empty collection of the event names exposed by the *ClientBehaviorHolder*. A optional default event name may be specified as well. For example:

Here's an example code snippet from one of the Html components:

```

public class HtmlCommandButton extends
    jakarta.faces.component.UICommand implements ClientBehaviorHolder {
    ...
    private static final Collection<String> EVENT_NAMES =
        Collections.unmodifiableCollection(
            Arrays.asList("blur", "change", "click", "action", ...) );

    public Collection<String> getEventNames() {
        return EVENT_NAMES;
    }

    public String getDefaultEventName() {
        return "action";
    }
    ...
}

```

Users of the component will be able to attach *ClientBehavior* instances to any of the event names specified by the `getEventNames()` implementation by calling `ClientBehaviorHolder.addBehavior(eventName, clientBehavior)`.

### 3.7.13. Behavior Registration

Jakarta Faces provides methods for registering *Behavior* implementations and these methods are similar to the methods used to register converters and validators. Refer to [Object Factories](#) for the specifics about these methods.

#### 3.7.13.1. XML Registration

Jakarta Faces provides the usual `faces-config.xml` registration of custom component behavior implementations.

```

<behavior>
  <behavior-id>custom.behavior.Greet</behavior-id>
  <behavior-class>greet.GreetBehavior</behavior-class>
</behavior>

```

#### 3.7.13.2. Registration By Annotation

Jakarta Faces provides the `@FacesBehavior` annotation for registering custom behavior implementations.

```
@FacesBehavior(value="custom.behavior.Greet")
public class GreetBehavior extends BehaviorBase implements Serializable {
    ...
}
```



# Chapter 4. Standard User Interface Components

In addition to the abstract base class *UIComponent* and the abstract base class *UIComponentBase*, described in the previous chapter, Jakarta Faces provides a number of concrete user interface component implementation classes that cover the most common requirements. In addition, component writers will typically create new components by subclassing one of the standard component classes (or the *UIComponentBase* class). It is anticipated that the number of standard component classes will grow in future versions of the Jakarta Server Faces specification.

Each of these classes defines the render-independent characteristics of the corresponding component as JavaBeans component properties. Some of these properties may be *value expressions* that indirectly point to values related to the current request, or to the properties of model data objects that are accessible through request-scope, session-scope, or application-scope attributes. In addition, the *rendererType* property of each concrete implementation class is set to a defined value, indicating that decoding and encoding for this component will (by default) be delegated to the corresponding *Renderer*.

## 4.1. Standard User Interface Components

This section documents the features and functionality of the standard *UIComponent* classes and implementations that are included in Jakarta Server Faces.

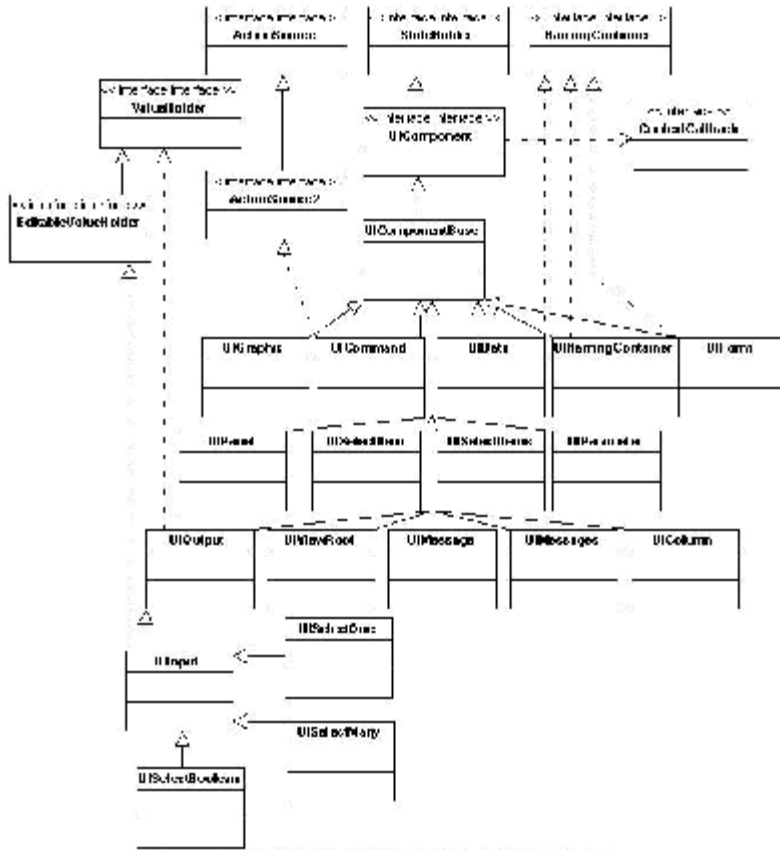
[P1-start-componentConstant]The implementation for each standard *UIComponent* class must specify two public static final String constant values:

- *COMPONENT\_TYPE*—The standard component type identifier under which the corresponding component class is registered with the *Application* object for this application. This value may be used as a parameter to the *createComponent()* method.
- *COMPONENT\_FAMILY*—The standard component family identifier used to select an appropriate *Renderer* for this component.[P1-end]

For all render-independent properties in the following sections (except for *id*, *scope*, and *var*) the value may either be a literal, or it may come from a value expression. Please see [Value Expressions](#) for more information.

The following UML class diagram shows the classes and interfaces in the package *jakarta.faces.component*.

*The jakarta.faces.component package*



### 4.1.1. UIColumn

*UIColumn* (extends *UIComponentBase*) is a component that represents a single column of data with a parent *UIData* component. The child components of a *UIColumn* will be processed once for each row in the data managed by the parent *UIData*.

#### 4.1.1.1. Component Type

The standard component type for *UIColumn* components is “jakarta.faces.Column”.

#### 4.1.1.2. Properties

*UIColumn* adds the following render-independent properties:

Name	Access	Type	Description
<i>footer</i>	RW	<i>UIComponent</i>	Convenience methods to get and set the “footer” facet for this component.

Name	Access	Type	Description
<i>header</i>	RW	UIComponent	Convenience methods to get and set the “header” facet for this component.

[P1-start-uicolumn] *UIColumn* specializes the behavior of render-independent properties inherited from the parent class as follows:

- The default value of the *family* property must be set to “jakarta.faces.Column”.
- The default value of the *rendererType* property must be set to *null*. [P1-end]

#### 4.1.1.3. Methods

*UIColumn* adds no new processing methods.

#### 4.1.1.4. Events

*UIColumn* adds no new event handling methods.

### 4.1.2. UICommand

*UICommand* (extends *UIComponentBase*; implements *ActionSource*) is a control which, when activated by the user, triggers an application-specific “command” or “action.” Such a component is typically rendered as a push button, a menu item, or a hyperlink.

#### 4.1.2.1. Component Type

The standard component type for *UICommand* components is “*jakarta.faces.Command*”.

#### 4.1.2.2. Properties

*UICommand* adds the following render-independent properties.

Name	Access	Type	Description
<i>value</i>	RW	<i>Object</i>	The value of this component, normally used as a label.

See [ActionSource](#) for information about properties introduced by the implemented classes.

[P1-start-uicommand] *UICommand* components specialize the behavior of render-independent properties inherited from the parent class as follows:

- The default value of the *family* property must be set to “jakarta.faces.Command”.
- The default value of the *rendererType* property must be set to “jakarta.faces.Button”. [P1-end]

### 4.1.2.3. Methods

*UICommand* adds no new processing methods. See [ActionSource](#) for information about methods introduced by the implemented classes.

### 4.1.2.4. Events

*UICommand* adds no new event processing methods. See [ActionSource](#) for information about event handling introduced by the implemented classes.

## 4.1.3. UIData

*UIData* (extends *UIComponentBase*; implements *NamingContainer*) is a component that represents a data binding to a collection of data objects represented by a *DataModel* instance (see [DataModel](#)). Only children of type *UIColumn* should be processed by renderers associated with this component.

### 4.1.3.1. Component Type

The standard component type for *UIData* components is “jakarta.faces.Data”

### 4.1.3.2. Properties

*UIData* adds the following render-independent properties.

Name	Access	Type	Description
<i>dataModel</i>	protected RW	<i>DataModel</i>	The internal value representation of the <i>UIData</i> instance. Subclasses might write to this property if they want to restore the internal model during the <i>Restore View Phase</i> or if they want to explicitly refresh the model for the <i>Render Response</i> phase.
<i>first</i>	RW	<i>int</i>	Zero-relative row number of the first row in the underlying data model to be displayed, or zero to start at the beginning of the data model.
<i>footer</i>	RW	<i>UIComponent</i>	Convenience methods to get and set the “footer” facet for this component.
<i>header</i>	RW	<i>UIComponent</i>	Convenience methods to get and set the “header” facet for this component.
<i>rowCount</i>	RO	<i>int</i>	The number of rows in the underlying <i>DataModel</i> , which can be -1 if the number of rows is unknown.
<i>rowAvailable</i>	RO	<i>boolean</i>	Return <i>true</i> if there is row data available for the currently specified <i>RowIndex</i> ; else return <i>false</i> .

Name	Access	Type	Description
rowData	RO	Object	The data object representing the data for the currently selected <i>rowIndex</i> value.
rowIndex	RW	int	Zero-relative index of the row currently being accessed in the underlying <i>DataModel</i> , or -1 for no current row. See below for further information.
rows	RW	int	The number of rows (starting with the one identified by the <i>first</i> property) to be displayed, or zero to display the entire set of available rows.
value	RW	Object	The <i>DataModel</i> instance representing the data to which this component is bound, or a collection of data for which a <i>DataModel</i> instance is synthesized. See below for more information.
var	RW	String	The request-scope attribute (if any) under which the data object for the current row will be exposed when iterating.

See [NamingContainer](#) for information about properties introduced by the implemented classes.

[P1-start-uidata]*UIData* specializes the behavior of render-independent properties inherited from the parent component as follows:

- The default value of the *family* property must be set to “jakarta.faces.Data”.
- The default value of the *rendererType* property must be set to “jakarta.faces.Table”. [P1-end]

The current value identified by the *value* property is normally of type *DataModel*. [P1-start-uidataModel]However, a *DataModel* wrapper instance must automatically be provided by the Jakarta Faces implementation if the current value is of one of the following types:

- *java.util.List*
- Array of *java.util.Object*
- *java.sql.ResultSet* (which therefore also supports *javax.sql.RowSet*)
- *jakarta.servlet.jsp.jstl.sql.Result*
- *java.util.Map* (uses the wrapper for *java.lang.Iterable* by providing access to *java.util.Map#entrySet()*)
- Any other Java object is wrapped by a *DataModel* instance with a single row. [P1-end]

Convenience implementations of *DataModel* are provided in the *jakarta.faces.model* package for each of the above (see [Concrete Implementations](#)), and must be used by the *UIData* component to create the required *DataModel* wrapper.

### 4.1.3.3. Methods

*UIData* adds no new processing methods. However, the `getDataModel()` method is now protected, so implementations have access to the underlying data model. See [NamingContainer](#) for information about methods introduced by the implemented classes.

*UIData* specializes the behavior of the `getClientId()` method inherited from its parent, in order to create a client identifier that includes the current `rowIndex` value (if it is not -1). Because *UIData* is a *NamingContainer*, this makes it possible for rendered client identifiers of child components to be row-specific.

*UIData* specializes the behavior of the `queueEvent()` method inherited from its parent, to wrap the specified event (bubbled up from a child component) in a private wrapper containing the current `rowIndex` value, so that this `rowIndex` can be reset when the event is later broadcast.

*UIData* specializes the behavior of the `broadcast()` method to unwrap the private wrapper (if this event was wrapped), and call `setRowIndex()` to re-establish the context in which the event was queued, followed by delivery of the event.

[P1-start-uidataDecode]*UIData* specializes the behavior of the `processDecodes()`, `processValidators()`, and `processUpdates()` methods inherited from its parent as follows:

- For each of these methods, the *UIData* implementation must iterate over each row in the underlying data model, starting with the row identified by the `first` property, for the number of rows indicated by the `rows` property, by calling the `setRowIndex()` method.
- When iteration is complete, set the `rowIndex` property of this component, and of the underlying *DataModel*, to zero, and remove any request attribute exposed via the `var` property.[P1-end]

*UIData* specializes the behavior of `invokeOnComponent()` inherited from *UIComponentBase* to examine the argument `clientId` and extract the `rowIndex`, if any, and position the data properly before proceeding to locate the component and invoke the callback. Upon normal or exception return from the callback the data must be repositioned to match how it was before invoking the callback. Please see the javadocs for *UIData.invokeOnComponent()* for more details.

### 4.1.3.4. Events

*UIData* adds no new event handling methods. See [NamingContainer](#) for information about event handling introduced by the implemented classes.

## 4.1.4. UIForm

*UIForm* (extends *UIComponentBase*; implements *NamingContainer*) is a component that represents an input form to be presented to the user, and whose child components (among other things) represent the input fields to be included when the form is submitted.

[P1-start-iformEncodeEnd]The `encodeEnd()` method of the renderer for *UIForm* must call `ViewHandler.writeState()` before writing out the markup for the closing tag of the form.[P1-end]This

allows the state for multiple forms to be saved.

#### 4.1.4.1. Component Type

The standard component type for *UIForm* components is “*jakarta.faces.Form*”.

#### 4.1.4.2. Properties

*UIForm* adds the following render-independent properties.

Name	Access	Type	Description
<i>prependId</i>	RW	<i>boolean</i>	If true, this <i>UIForm</i> instance does allow its id to be pre-pendend to its descendent’s id during the generation of clientIds for the descendents. The default value of this property is <i>true</i> .

[P1-start-*uiform*] *UIForm* specializes the behavior of render-independent properties inherited from the parent component as follows:

- The default value of the *family* property must be set to “*jakarta.faces.Form*”.
- The default value of the *rendererType* property must be set to “*jakarta.faces.Form*”. [P1-end]

#### 4.1.4.3. Methods.

```
public boolean isSubmitted();
public void setSubmitted(boolean submitted)
```

[P1-start-*uiform-setSubmitted*] The *setSubmitted()* method of each *UIForm* instance in the view must be called during the *Apply Request Values* phase of the request processing lifecycle, during the processing performed by the *UIComponent.decode()* method. If this *UIForm* instance represents the form actually being submitted on this request, the parameter must be set to *true*; otherwise, it must be set to *false*. [P1-end] The standard implementation of *UIForm* delegates the responsibility for calling this method to the *Renderer* associated with this instance..

[P1-start-*uiform-submitted*] The value of a *UIForm*'s *submitted* property must not be saved as part of its state. [P1-end]

```
public void processDecodes(FacesContext context);
```

Override *UIComponent.processDecodes()* to ensure that the *submitted* property is set for this component. If the *submitted* property decodes to false, do not process the children and return immediately.

```
public void processValidators(FacesContext context);
public void processUpdates(FacesContext context);
```

Override *processValidators()* and *processUpdates()* to ensure that the children of this *UIForm* instance are only processed if *isSubmitted()* returns true.

```
public void saveState(FacesContext context);
```

[P1-start-iformSaveState]The *saveState()* method of *UIForm* must call *setSubmitted(false)* before calling *super.saveState()* as an extra precaution to ensure the submitted state is not persisted across requests.[P1-end].

```
protected String getContainerClientId(FacesContext context);
```

[P1-start-iformPrependId]Override the parent method to ensure that children of this *UIForm* instance in the view have the form's *clientId* prepended to their *clientIds* if and only if the form's *prependId* property is *true*.[P1-end]

#### 4.1.4.4. Events

*UIForm* adds no new event handling methods.

### 4.1.5. UIGraphic

*UIGraphic* (extends *UIComponentBase*) is a component that displays a graphical image to the user. The user cannot manipulate this component; it is for display purposes only.

#### 4.1.5.1. Component Type

The standard component type for *UIGraphic* components is "*jakarta.faces.Graphic*".

#### 4.1.5.2. Properties

The following render-independent properties are added by the *UIGraphic* component:

Name	Access	Type	Description
<i>url</i>	RW	<i>String</i>	The URL of the image to be displayed. If this URL begins with a / character, it is assumed to be relative to the context path of the current web application. This property is a typesafe alias for the <i>value</i> property, so that the actual URL to be used can be acquired via a value expression.



Name	Access	Type	Description
<i>value</i>	RW	<i>Object</i>	The value of this component, normally used as a URL.

*[P1-start-uigraphic]* *UIGraphic* specializes the behavior of render-independent properties inherited from the parent component as follows:

- The default value of the *family* property must be set to “*jakarta.faces.Graphic*”.
- The default value of the *rendererType* property must be set to “*jakarta.faces.Image*”.*[P1-end]*

#### 4.1.5.3. Methods

*UIGraphic* adds no new processing methods.

#### 4.1.5.4. Events

*UIGraphic* does not originate any standard events.

### 4.1.6. UIInput

*UIInput* (extends *UIOutput*, implements *EditableValueHolder*) is a component that both displays the current value of the component to the user (as *UIOutput* components do), and processes request parameters on the subsequent request that need to be decoded.

#### 4.1.6.1. Component Type

The standard component type for *UIInput* components is “*jakarta.faces.Input*”.

#### 4.1.6.2. Properties

*UIInput* adds the following renderer independent properties.:

Name	Access	Type	Description
<i>requiredMessage</i>	RW	<i>String</i>	ValueExpression enabled property. If non-null, this property is used as the <i>summary</i> and <i>detail</i> strings of the <i>FacesMessage</i> that is queued on the <i>FacesContext</i> instead of the default message for the required validation failure. Note that the message is fully internationalizable via either the <i>f:loadBundle</i> tag or via <i>ResourceBundle</i> access from the EL.

Name	Access	Type	Description
<i>converterMessage</i>	RW	<i>String</i>	ValueExpression enabled property. If non-null, this property is used as the <i>summary</i> and <i>detail</i> strings of the <i>FacesMessage</i> that is queued on the <i>FacesContext</i> instead of the default message for conversion failure. Note that the message is fully internationalizable via either the <i>f:loadBundle</i> tag or via <i>ResourceBundle</i> access from the EL.
<i>validatorMessage</i>	RW	<i>String</i>	ValueExpression enabled property. If non-null, this property is used as the <i>summary</i> and <i>detail</i> strings of the <i>FacesMessage</i> that is queued on the <i>FacesContext</i> instead of the default message for validation failure. Note that the message is fully internationalizable via either the <i>f:loadBundle</i> tag or via <i>ResourceBundle</i> access from the EL.

See [EditableValueHolder](#) for information about properties introduced by the implemented interfaces.

[P1-start-uiinput]UIInput specializes the behavior of render-independent properties inherited from the parent component as follows:

- The default value of the *family* property must be set to “*jakarta.faces.Input*”.
- The default value of the *rendererType* property must be set to “*jakarta.faces.Text*”.
- The *Converter* specified by the *converter* property (if any) must also be used to perform String → Object conversions during decoding.[P1-end]
- If the *value* property has an associated *ValueExpression*, the *setValue()* method of that *ValueExpression* will be called during the *Update Model Values* phase of the request processing lifecycle to push the local value of the component back to the corresponding model bean property.

#### 4.1.6.3. Methods

The following method is used during the *Update Model Values* phase of the request processing lifecycle, to push the converted (if necessary) and validated (if necessary) local value of this component back to the corresponding model bean property.

```
public void updateModel(FacesContext context);
```

The following method is over-ridden from *UIComponent*:

```
public void broadcast(FacesEvent event);
```

In addition to the default `UIComponent.broadcast(jakarta.faces.event.FacesEvent)` processing, pass the `ValueChangeEvent` being broadcast to the method referenced by the `valueChangeListener` property (if any).

```
public void validate(FacesContext context);
```

Perform the algorithm described in the javadoc to validate the local value of this `UIInput`.

```
public void resetValue();
```

Perform the algorithm described in the javadoc to reset this `UIInput` to the state where it has no local value. This method does not touch the value expression associated with the “*value*” property.

#### 4.1.6.4. Events

All events are described in [EditableValueHolder](#).

### 4.1.7. UIMessage

`UIMessage` (extends `UIComponentBase`) encapsulates the rendering of error message(s) related to a specified input component.

#### 4.1.7.1. Component Type

The standard component type for `UIMessage` components is “`jakarta.faces.Message`”.

#### 4.1.7.2. Properties

The following render-independent properties are added by the `UIMessage` component:

Name	Access	Type	Description
<code>for</code>	RW	<code>String</code>	Identifier of the component for which to render error messages. If this component is within the same <code>NamingContainer</code> as the target component, this must be the component identifier. Otherwise, it must be an absolute component identifier (starting with “:”). See the <code>UIComponent.findComponent()</code> Javadocs for more information.
<code>showDetail</code>	RW	<code>boolean</code>	Flag indicating whether the “detail” property of messages for the specified component should be rendered. Default value is “true”.

Name	Access	Type	Description
showSummary	RW	boolean	Flag indicating whether the “summary” property of messages for the specified component should be rendered. Default value is “false”.

[P1-start-uimessage]*UIMessage* specializes the behavior of render-independent properties inherited from the parent component as follows:

- The default value of the *family* property must be set to “*jakarta.faces.Message*”.
- The default value of the *rendererType* property must be set to “*jakarta.faces.Message*”.[P1-end]

#### 4.1.7.3. Methods.

*UIMessage* adds no new processing methods.

#### 4.1.7.4. Events

*UIMessage* adds no new event handling methods.

### 4.1.8. UIMessages

*UIMessage* (extends *UIComponentBase*) encapsulates the rendering of error message(s) not related to a specified input component, or all enqueued messages.

#### 4.1.8.1. Component Type

The standard component type for *UIMessages* components is “*jakarta.faces.Messages*”.

#### 4.1.8.2. Properties

The following render-independent properties are added by the *UIMessages* component:

Name	Access	Type	Description
<i>globalOnly</i>	RW	<i>boolean</i>	Flag indicating whether only messages not associated with any specific component should be rendered. If not set, all messages will be rendered. Default value is “false”.
showDetail	RW	boolean	Flag indicating whether the “detail” property of messages for the specified component should be rendered. Default value is “false”.
showSummary	RW	boolean	Flag indicating whether the “summary” property of messages for the specified component should be rendered. Default value is “true”.

*[P1-stat-uimessages]* *UIMessages* specializes the behavior of render-independent properties inherited from the parent component as follows:

- The default value of the *family* property must be set to “*jakarta.faces.Messages*”.
- The default value of the *rendererType* property must be set to “*jakarta.faces.Messages*”.*[P1-end]*

#### 4.1.8.3. Methods.

*UIMessages* adds no new processing methods.

#### 4.1.8.4. Events

*UIMessages* adds no new event handling methods.

### 4.1.9. UIOutcomeTarget

*UIOutcomeTarget* (*UIOutput*) is a component that has a value and an outcome, either which may optionally be retrieved from a model tier bean via a value expression (see [Value Expressions](#)), and is displayed to the user as a hyperlink, appearing in the form of a link or a button. The user cannot modify the value of the hyperlink, as it's for display purposes only. The target URL of the hyperlink is derived by passing the outcome to the *ConfigurationNavigationHandler* to retrieve the matching *NavigationCase* and then using the *ViewHandler* to translate the *NavigationCase* into an action URL. When the client activates the hyperlink, typically by clicking it, the target URL is retrieved using a non-faces request and the response is rendered.

This component introduces a scenario known as "preemptive navigation". The navigation case is resolved during the Render Response phase, before the client activates the link (and may never activate the link). The predetermined navigation is pursued after the client activates the link. In contrast, the *UICommand* components resolve and execute the navigation at once, after the Invoke Application phase.

The *UIOutcomeTarget* component allows the developer to leverage the navigation model while at the same time being able to generate bookmarkable, non-faces requests to be included in the response.

#### 4.1.9.1. Component Type

The standard component type for *UIOutcomeTarget* is "jakarta.faces.OutcomeTarget".

#### 4.1.9.2. Properties

The following render-independent properties are added by the component:

Name	Access	Type	Description
Outcome	RW	String	The logical outcome that is used to resolve a <code>NavigationCase</code> which in turn is used to build the target URL of this component. Default value is the current view ID.
includePageParameters	RW	boolean	Flag indicating whether the page parameters should be appended to the query string of the target URL. Default value is "false".

[P1-start-uioutcometarget] `UIOutcomeTarget` specializes the behavior of render-independent properties inherited from the parent component as follows:

- The default value of the `family` property must be set to "jakarta.faces.UIOutcomeTarget"
- The default value of the `rendererType` property must be set to "jakarta.faces.Link" [P1-end]

#### 4.1.9.3. Methods

The `UIOutcomeTarget` adds no event handling methods.

#### 4.1.9.4. Events

The `UIOutcomeTarget` adds no event handling methods.

### 4.1.10. UIOutput

`UIOutput` (extends `UIComponentBase`; implements `ValueHolder`) is a component that has a value, optionally retrieved from a model tier bean via a value expression (see [Value Expressions](#)), that is displayed to the user. The user cannot directly modify the rendered value; it is for display purposes only:

#### 4.1.10.1. Component Type

The standard component type for `UIOutput` components is "`jakarta.faces.Output`".

#### 4.1.10.2. Properties

`UIOutput` adds no new render-independent properties. See [ValueHolder](#) for information about properties introduced by the implemented classes.

[P1-start-uioutput]`UIOutput` specializes the behavior of render-independent properties inherited from the parent component as follows:

- The default value of the `family` property must be set to "jakarta.faces.Output".
- The default value of the `rendererType` property must be set to "jakarta.faces.Text". [P1-end]

#### 4.1.10.3. Methods

*UIOutput* adds no new processing methods. See [ValueHolder](#) for information about methods introduced by the implemented interfaces.

#### 4.1.10.4. Events

*UIOutput* does not originate any standard events. See [ValueHolder](#) for information about events introduced by the implemented interfaces.

### 4.1.11. UIPanel

*UIPanel* (extends *UIComponentBase*) is a component that manages the layout of its child components.

#### 4.1.11.1. Component Type

The standard component type for *UIPanel* components is “*jakarta.faces.Panel*”.

#### 4.1.11.2. Properties

*UIPanel* adds no new render-independent properties.

[P1-start-uipanel]*UIPanel* specializes the behavior of render-independent properties inherited from the parent component as follows:

- The default value of the *family* property must be set to “*jakarta.faces.Panel*”.
- The default value of the *rendererType* property must be set to *null*. [P1-end]

#### 4.1.11.3. Methods

*UIPanel* adds no new processing methods.

#### 4.1.11.4. Events

*UIPanel* does not originate any standard events

### 4.1.12. UIParameter

*UIParameter* (extends *UIComponentBase*) is a component that represents an optionally named configuration parameter that affects the rendering of its parent component. *UIParameter* components do not generally have rendering behavior of their own.

#### 4.1.12.1. Component Type

The standard component type for *UIParameter* components is “*jakarta.faces.Parameter*”.

#### 4.1.12.2. Properties

The following render-independent properties are added by the *UIParameter* component:

Name	Access	Type	Description
name	RW	String	The optional name for this parameter.
value	RW	Object	The value for this parameter.

[P1-start-uiparameter]*UIParameter* specializes the behavior of render-independent properties inherited from the parent component as follows:

- The default value of the *family* property must be set to “jakarta.faces.Parameter”.
- The default value of the *rendererType* property must be set to *null*. [P1-end]

#### 4.1.12.3. Methods

*UIParameter* adds no new processing methods.

#### 4.1.12.4. Events

*UIParameter* does not originate any standard events

### 4.1.13. UISelectBoolean

*UISelectBoolean* (extends *UIInput*) is a component that represents a single boolean (*true* or *false*) value. It is most commonly rendered as a checkbox.

#### 4.1.13.1. Component Type

The standard component type for *UISelectBoolean* components is “*jakarta.faces.SelectBoolean*”.

#### 4.1.13.2. Properties

The following render-independent properties are added by the *UISelectBoolean* component:

Name	Access	Type	Description
<i>selected</i>	RW	<i>boolean</i>	The selected state of this component. This property is a typesafe alias for the <i>value</i> property, so that the actual state to be used can be acquired via a value expression.

[P1-start-uiselctboolean]*UISelectBoolean* specializes the behavior of render-independent properties inherited from the parent component as follows:

- The default value of the *family* property must be set to “*jakarta.faces.SelectBoolean*”.



- The default value of the *rendererType* property must be set to “*jakarta.faces.Checkbox*”. [P1-end]

#### 4.1.13.3. Methods

*UISelectBoolean* adds no new processing methods.

#### 4.1.13.4. Events

*UISelectBoolean* inherits the ability to send *ValueChangeEvent* events from its parent *UIInput* component.

### 4.1.14. UISelectedItem

*UISelectedItem* (extends *UIComponentBase*) is a component that may be nested inside a *UISelectMany* or *UISelectOne* component, and represents exactly one *SelectItem* instance in the list of available options for that parent component.

#### 4.1.14.1. Component Type

The standard component type for *UISelectedItem* components is “*jakarta.faces.SelectItem*”.

#### 4.1.14.2. Properties

The following render-independent properties are added by the *UISelectedItem* component:

Name	Access	Type	Description
<i>itemDescription</i>	RW	<i>String</i>	The optional description of this available selection item. This may be useful for tools.
<i>itemDisabled</i>	RW	boolean	Flag indicating that any synthesized <i>SelectItem</i> object should have its <i>disabled</i> property set to <i>true</i> .
<i>itemLabel</i>	RW	String	The localized label that will be presented to the user for this selection item.
<i>itemValue</i>	RW	Object	The server-side value of this item, of the same basic data type as the parent component’s value. If the parent component type’s value is a value expression that points at a primitive, this value must be of the corresponding wrapper type.
<i>value</i>	RW	<i>jakarta.faces.model.SelectItem</i>	The <i>SelectItem</i> instance associated with this component.

[P1-start-uiselctitem]*UISelectedItem* specializes the behavior of render-independent properties inherited

- The default value of the *family* property must be set to “*jakarta.faces.SelectItem*”.

- The default value of the *rendererType* property must be set to *null*.
- If the *value* property is non-*null*, it must contain a *SelectItem* instance used to configure the selection item specified by this component.
- If the *value* property is a value expression, it must point at a *SelectItem* instance used to configure the selection item specified by this component.
- If the *value* property is *null*, and there is no corresponding value expression, the *itemDescription*, *itemDisabled*, *itemLabel* and *itemValue* properties must be used to construct a new *SelectItem* representing the selection item specified by this component.[P1-end]

#### 4.1.14.3. Methods

*UISelectItem* adds no new processing methods.

#### 4.1.14.4. Events

*UISelectItem* does not originate any standard events.

### 4.1.15. UISelectItems

*UISelectItems* (extends *UIComponentBase*) is a component that may be nested inside a *UISelectMany* or *UISelectOne* component, and represents zero or more *SelectItem* instances for adding selection items to the list of available options for that parent component.

#### 4.1.15.1. Component Type

The standard component type for *UISelectItems* components is “*jakarta.faces.SelectItems*”.

#### 4.1.15.2. Properties

The following render-independent properties are added by the *UISelectItems* component:

Name	Access	Type	Description
value	RW	See below	The <i>SelectItem</i> instances associated with this component.

[P1-start-uiselctitems]*UISelectItems* specializes the behavior of render-independent properties inherited

- The default value of the *family* property must be set to “*jakarta.faces.SelectItems*”.
- The default value of the *rendererType* property must be set to *null*.
- If the *value* property (or the value returned by a value expression associated with the *value* property) is non-*null*, it must contain a *SelectItem* bean, an array of *SelectItem* beans, a *Collection* of *SelectItem* beans, or a *Map*, where each map entry is used to construct a *SelectItem* bean with the key as the *label* property of the bean, and the value as the *value* property of the bean (which must

be of the same basic type as the value of the parent component’s value).[P1-end]

#### 4.1.15.3. Methods

*UISelectItems* adds no new processing methods.

#### 4.1.15.4. Events

*UISelectItems* does not originate any standard events.

### 4.1.16. UISelectMany

*UISelectMany* (extends *UIInput*) is a component that represents one or more selections from a list of available options. It is most commonly rendered as a combobox or a series of checkboxes.

#### 4.1.16.1. Component Type

The standard component type for *UISelectMany* components is “*jakarta.faces.SelectMany*”.

#### 4.1.16.2. Properties

The following render-independent properties are added by the *UISelectMany* component:

Name	Access	Type	Description
<i>selectedValues</i>	RW	<i>Object[]</i> or array of primitives	The selected item values of this component. This property is a typesafe alias for the <i>value</i> property, so that the actual state to be used can be acquired via a value expression.

[P1-start-uisselectmany]*UISelectMany* specializes the behavior of render-independent properties inherited from the parent component as follows:

- The default value of the *family* property must be set to “*jakarta.faces.SelectMany*”.
- The default value of the *rendererType* property must be set to “*jakarta.faces.ListBox*”.[P1-end]
- See the class Javadocs for *UISelectMany* for additional requirements related to implicit conversions for the *value* property.

#### 4.1.16.3. Methods

[P1-start-uselectmany-validate]*UISelectMany* must provide a specialized *validate()* method which ensures that any decoded values are valid options (from the nested *UISelectItem* and *UISelectItems* children).[P1-end]

#### 4.1.16.4. Events

*UISelectMany* inherits the ability to send *ValueChangeEvent* events from its parent *UIInput* component.

### 4.1.17. UISelectOne

*UISelectOne* (extends *UIInput*) is a component that represents zero or one selection from a list of available options. It is most commonly rendered as a combobox or a series of radio buttons.

#### 4.1.17.1. Component Type

The standard component type for *UISelectOne* components is “*jakarta.faces.SelectOne*”.

#### 4.1.17.2. Properties

*UISelectOne* adds no new render-independent properties.

[P1-start-uiselectone]*UISelectOne* specializes the behavior of render-independent properties inherited from the parent component as follows:

- The default value of the *family* property must be set to “*jakarta.faces.SelectOne*”.
- The default value of the *rendererType* property must be set to “*jakarta.faces.Menu*”. [P1-end]

#### 4.1.17.3. Methods

[P1-start-uiselectone-validate]*UISelectOne* must provide a specialized *validate()* method which ensures that any decoded value is a valid option (from the nested *UISelectItem* and *UISelectItems* children). [P1-end]

#### 4.1.17.4. Events

*UISelectOne* inherits the ability to send *ValueChangeEvent* events from its parent *UIInput* component.

### 4.1.18. UIViewParameter

*UIViewParameter* (extends *UIInput*) is a component that allows the query parameters included in the request by *UIOutcomTarget* renderers to participate in the lifecycle. Please see the javadocs for the normative specification of this component.Events.

### 4.1.19. UIViewRoot

*UIViewRoot* (extends *UIComponentBase*;) represents the root of the component tree.

#### 4.1.19.1. Component Type

The standard component type for *UIViewRoot* components is “*jakarta.faces.ViewRoot*”

#### 4.1.19.2. Properties

The following render-independent properties are added by the *UIViewRoot* component:

Name	Access	Type	Description
locale	RW	java.util.Locale	The Locale to be used in localizing the response for this view.
renderKitId	RW	String	The id of the <i>RenderKit</i> used to render this page.
viewId	RW	String	The view identifier for this view.
beforePhaseListener	RW	MethodExpression	<i>MethodExpression</i> that will be invoked before all lifecycle phases except for <i>Restore View</i> .
afterPhaseListener	RW	MethodExpression	<i>MethodExpression</i> that will be invoked after all lifecycle phases except for <i>Restore View</i> .
viewMap	RW	java.util.Map	The <i>Map</i> that acts as the interface to the data store that is the "view scope".

For an existing view, the *locale* property may be modified only from the event handling portion of *Process Validations* phase through *Invoke Application* phase, unless it is modified by an *Apply Request Values* event handler for an *ActionSource* or *EditableValueHolder* component that has its *immediate* property set to true (which therefore causes *Process Validations*, *Update Model Values*, and *Invoke Application* phases to be skipped).

[P1-start-viewmap] The *viewMap* property is lazily created the first time it is accessed, and it is destroyed when a different *UIViewRoot* instance is installed from a call to *FacesContext.setViewRoot()*. After the *Map* is created a *PostConstructViewMapEvent* must be published using *UIViewRoot* as the event source. Immediately before the *Map* is destroyed, a *PreDestroyViewMapEvent* must be published using *UIViewRoot* as the event source. [P1-end]

[P1-start-uiviewroot]*UIViewRoot* specializes the behavior of render-independent properties inherited from the parent component as follows:

- The default value of the *family* property must be set to “*jakarta.faces.ViewRoot*”.
- The default value of the *rendererType* property must be set to *null*. [P1-end]

#### 4.1.19.3. Methods

The following methods are used for adding *UIComponent* resources to a target area in the view, and they are also used for retrieving *UIComponent* resources from a target area in the view.

```
public void addComponentResource(FacesContext context,
    UIComponent componentResource);
```

Add *componentResource*, that is assumed to represent a resource instance, to the current view. A resource instance is rendered by a resource *Renderer* (such as *ScriptRenderer*, *StylesheetRenderer*) as described in the Standard HTML *RenderKit*. This method will cause the resource to be rendered in the “head” element of the view.

```
public void addComponentResource(FacesContext context,
    UIComponent componentResource, String target);
```

Add *componentResource*, that is assumed to represent a resource instance, to the current view at the specified target location. [P1-start-addComponentResource] The resource must be added using the algorithm outlined in this method's Javadocs.[P1-end]

```
public List<UIComponent> getComponentResources(String target);
```

Return a List of *UIComponent* instances residing under the facet identified by target. Each *UIComponent* instance in the List represents a resource. [P1-start-getCompRes] The List must be formulated in accordance with this method's Javadocs. [P1-end]

*UIViewRoot* specializes the behavior of the *UIComponent.queueEvent()* method to maintain a list of queued events that can be transmitted later. It also specializes the behavior of the *processDecodes()*, *processValidators()*, *processUpdates()*, and *processApplication()* methods to broadcast queued events to registered listeners. *UIViewRoot* clears any remaining events from the event queue in these methods if *responseComplete()* or *renderResponse()* has been set on the *FacesContext*. Please see [Apply Request Values](#), [Process Validations](#), [Update Model Values](#) and [Invoke Application](#) for more details.

#### 4.1.19.4. Events

*UIViewRoot* is a source of *PhaseEvent* events, which are emitted when the instance moves through all phases of the request processing lifecycle except *Restore View*. This phase cannot emit events from *UIViewRoot* because the *UIViewRoot* instance isn't created when this phase starts. See [PhaseEvent](#) and [PhaseListener](#) for more details on the event and listener class.

```
public void addPhaseListener(PhaseListener listener);
public void removePhaseListener(VPhaseListener listener);
public List<PhaseListener> getPhaseListeners();
```

[P1-start-events] *UIViewRoot* must listen for the top level *PostAddToViewEvent* event sent by the *Restore View* phase. Refer to [Restore View](#) for more details about the publishing of this event. Upon receiving this event, *UIViewRoot* must cause any "after" *Restore View* phase listeners to be called.[P1-end]

*UIViewRoot* is also the source for several kinds of system events. The system must publish a *PostAddToViewEvent*, with the *UIViewRoot* as the source, during the *Restore View* phase, immediately after the new *UIViewRoot* is set into the *FacesContext* for the request. The system must publish a *PreRenderView* event, with *UIViewRoot* as the source, during the *Render Response* phase, immediately before *ViewHandler.renderView()* is called.

#### 4.1.19.5. Partial Processing

*UIViewRoot* adds special behavior to *processDecodes*, *processValidators*, *processUpdates*, *getRendersChildren* and *encodeChildren* to facilitate partial processing - namely the ability to have one or more components processed through the *execute* and/or *render* phases of the request processing lifecycle. Refer to [Partial View Traversal](#), [Partial View Processing](#), [Partial View Rendering](#) for an overview of partial processing. [P1-start-viewroot-partial] *UIViewRoot* must perform partial processing as outlined in the Javadocs for the “processXXX” and “encodeXXX” methods if the current request is a partial request.[P1-end]

## 4.2. Standard UIComponent Model Beans

Several of the standard *UIComponent* subclasses described in the previous section reference JavaBean components to represent the underlying model data that is rendered by those components. The following subsections define the standard *UIComponent* model bean classes.

### 4.2.1. DataModel

*DataModel* is an abstract base class for creating wrappers around arbitrary data binding technologies. It can be used to adapt a wide variety of data sources for use by Jakarta Server Faces components that want to support access to an underlying data set that can be modelled as multiple rows. The data underlying a *DataModel* instance is modelled as a collection of row objects that can be accessed randomly via a zero-relative index

#### 4.2.1.1. Properties

An instance of *DataModel* supports the following properties:

Name	Access	Type	Description
<i>rowAvailable</i>	RO	boolean	Flag indicating whether the current <i>rowIndex</i> value points at an actual row in the underlying data.
<i>rowCount</i>	RO	int	The number of rows of data objects represented by this <i>DataModel</i> instance, or -1 if the number of rows is unknown.
<i>rowData</i>	RO	<i>Object</i>	An object representing the data for the currently selected row. <i>DataModel</i> implementations must return an object that be successfully processed as the “base” parameter for the <i>PropertyResolver</i> in use by this application. If the current <i>rowIndex</i> value is -1, <i>null</i> is returned.

Name	Access	Type	Description
<i>rowIndex</i>	RW	<i>int</i>	Zero-relative index of the currently selected row, or -1 if no row is currently selected. When first created, a <i>DataModel</i> instance must return -1 for this property.
<i>wrappedData</i>	RW	Object	Opaque property representing the data object wrapped by this <i>DataModel</i> . Each individual implementation will restrict the types of Object(s) that it supports.

#### 4.2.1.2. Methods

*DataModel* must provide an *iterator()* to iterate over the row data for this model.

#### 4.2.1.3. Events

No events are generated for this component.

#### 4.2.1.4. Concrete Implementations

[P1-start-datamodel]The Jakarta Faces implementation must provide concrete implementations of *DataModel* (in the `jakarta.faces.model` package) for the following data wrapping scenarios:

- *ArrayDataModel* — Wrap an array of Java objects.
- *ListDataModel* — Wrap a `java.util.List` of Java objects.
- *ResultDataModel* — Wrap an object of type `jakarta.servlet.jsp.jstl.sql.Result` (the query results from JSTL's SQL tag library)
- *ResultSetDataModel* — Wrap an object of type `java.sql.ResultSet` (which therefore means that `javax.sql.RowSet` instances are also supported).
- *ScalarDataModel* — Wrap a single Java object in what appears to be a one-row data set.

Each concrete *DataModel* implementation must extend the *DataModel* abstract base class, and must provide a constructor that accepts a single parameter of the object type being wrapped by that implementation (in addition to a zero-args constructor).[P1-end] See the JavaDocs for specific implementation requirements on *DataModel* defined methods, for each of the concrete implementation classes.

## 4.2.2. SelectItem

*SelectItem* is a utility class representing a single choice, from among those made available to the user, for a *UISelectMany* or *UISelectOne* component. It is not itself a *UIComponent* subclass.



#### 4.2.2.1. Properties

An instance of *SelectItem* supports the following properties:

Name	Access	Type	Description
description	RW	String	A description of this selection item, for use in development tools.
<i>disabled</i>	RW	boolean	Flag indicating that this option should be rendered in a fashion that disables selection by the user. Default value is <i>false</i> .
<i>label</i>	RW	<i>String</i>	Label of this selection item that should be rendered to the user.
<i>value</i>	RW	<i>Object</i>	The server-side value of this item, of the same basic data type as the parent component's value. If the parent component type's value is a value expression that points at a primitive, this value must be of the corresponding wrapper type.

#### 4.2.2.2. Methods

An instance of *SelectItem* supports no additional public processing methods.

#### 4.2.2.3. Events

An instance of *SelectItem* supports no events.

### 4.2.3. SelectItemGroup

*SelectItemGroup* is a utility class extending *SelectItem*, that represents a group of subordinate *SelectItem* instances that can be rendered as a “sub-menu” or “option group”. *Renderers* will typically ignore the *value* property of this instance, but will use the *label* property to render a heading for the sub-menu.

#### 4.2.3.1. Properties

An instance of *SelectItemGroup* supports the following additional properties:

Name	Access	Type	Description
selectItems	RW	SelectItem[]	Array of <i>SelectItem</i> instances representing the subordinate selection items that are members of the group represented by this <i>SelectItemGroup</i> instance.

Note that, since *SelectItemGroup* is a subclass of *SelectItem*, *SelectItemGroup* instances can be included

in the *selectItems* property in order to create hierarchies of subordinate menus. However, some rendering environments may limit the depth to which such nesting is supported; for example, HTML/4.01 does not allow an *<optgroup>* to be nested inside another *<optgroup>* within a *<select>* control.

### 4.2.3.2. Methods

An instance of *SelectItemGroup* supports no additional public processing methods.

### 4.2.3.3. Events

An instance of *SelectItemGroup* supports no events.

# Chapter 5. Expression Language and Managed Bean Facility

In the descriptions of the standard user interface component model, it was noted that all attributes, and nearly all properties can have a *value expression* associated with them (see [ValueExpression properties](#)). In addition, many properties, such as *action*, *actionListener*, *validator*, and *valueChangeListener* can be defined by a *method expression* pointing at a public method in some class to be executed. This chapter describes the mechanisms and APIs that Jakarta Faces utilizes in order to evaluate value expressions and method expressions.

Jakarta Faces relies on Jakarta Expression Language as described by version 4.0 of the Jakarta Expression Language specification. Please consult that document for complete details about the Expression Language.

Versions 1.0 and 1.1 of pre-Jakarta Faces JSF under the JCP included a built in expression language and required an implementation of it. The API for this old JSF EL is still preserved as deprecated classes and methods, and Jakarta Faces implementations must still support that API. Please consult the [Guide to Deprecated Methods Relating to the Expression Language and their Corresponding Replacements](#) for details. This chapter will focus exclusively on how Jakarta Faces leverages and integrates with Jakarta Expression Language. It does not describe how Jakarta Expression Language operates.

## 5.1. Value Expressions

### 5.1.1. Overview

To support binding of attribute and property of values to dynamically calculated results, the name of the attribute or property can be associated with a value expression using the *setValueExpression()* method. Whenever the dynamically calculated result of evaluating the expression is required, the *getValue()* method of the *ValueExpression* is called, which returns the evaluated result. Such expressions can be used, for example, to dynamically calculate a component value to be displayed:

```
<h:outputText value="#{customer.name}"/>
```

which, when this page is rendered, will retrieve the bean stored under the “customer” key, then acquire the name property from that bean and render it.

Besides the component value itself, value expressions can be used to dynamically compute attributes and properties. The following example checks a *boolean* property *manager* on the current *user* bean (presumably representing the logged-in user) to determine whether the *salary* property of an employee should be displayed or not:

```
<h:outputText rendered="#{user.manager}" value="#{employee.salary}"/>
```

which sets the *rendered* property of the component to *false* if the user is not a manager, and therefore causes this component to render nothing.

The Jakarta Expression Language has a powerful set of coercion rules that automatically convert the type of the value to the appropriate type. These rules occasionally rely on the JavaBeans *PropertyEditor* facility to perform this conversion. Note that this conversion is entirely separate from normal Jakarta Faces Conversion.

Value expressions can also be used to set a value from the user into the item obtained by evaluating the expression. For example:

```
<h:inputText value="#{employee.number}"/>
```

When the page is rendered, the expression is evaluated as an r-value and the result is displayed as the default value in the text field. When the page is submitted, the expression is evaluated as an l-value, and the value entered by the user (subject to conversion and validation as usual) is pushed into the expression.

### 5.1.2. Value Expression Syntax and Semantics

Please see Section 1.2 of the Jakarta Expression Language Specification, Version 4.0 or higher for the complete specification of ValueExpression syntax and semantics.

## 5.2. MethodExpressions

*Method expressions* are a very similar to value expressions, but rather than supporting the dynamic retrieval and setting of properties, method expressions support the invocation (i.e. execution) of an arbitrary public method of an arbitrary object, passing a specified set of parameters, and returning the result from the called method (if any). They may be used in any phase of the request processing lifecycle; the standard Jakarta Faces components and framework employ them (encapsulated in a *MethodExpression* object) at the following times:

- During *Apply Request Values* or *Invoke Application* phase (depending upon the state of the *immediate* property), components that implement the *ActionSource2* behavioral interface (see [ActionSource2](#)) utilize *MethodExpressions* as follows:
  - If the *actionExpression* property is specified, it must be a *MethodExpression* expression that identifies an Application Action method (see [Application Actions](#)) that takes no parameters and returns a String.
  - It's possible to have a method expression act as an *ActionListener* by using the class *MethodExpressionActionListener* to wrap a method expression and calling the

*addActionListener()* method on the *ActionSource*. The method expression wrapped inside the *MethodExpressionActionListener* must identify a public method that accepts an *ActionEvent* (see [Event Classes](#)) instance, and has a return type of *void*. The called method has exactly the same responsibilities as the *processAction()* method of an *ActionListener* instance (see [Listener Classes](#)) that was built in to a separate Java class.

- During the *Apply Request Values* or *Process Validations* phase (depending upon the state of the *immediate* property), components that implement *EditableValueHolder* (such as *UIInput* and its subclasses) components (see [EditableValueHolder](#)) utilize method expressions as follows:
  - The user can use the *MethodExpressionValidator* class to wrap a method expression that identifies a public method that accepts a *FacesContext* instance and a *UIComponent* instance, and an *Object* containing the value to be validated, and has a return type of *void*. This *MethodExpressionValidator* instance can then be added as a normal *Validator* using the *EditableValueHolder.addValidator()* method. The called method has exactly the same responsibilities as the *validate()* method of a *Validator* instance (see [Validator Classes](#)) that was built in to a separate Java class.
  - The user can use the *MethodExpressionValueChangeListener* class to wrap a method expression that identifies a public method that accepts a *ValueChangeEvent* (see [Event Classes](#)) instance, and has a return type of *void*. This *MethodExpressionValueChangeListener* instance can then be added as a normal *ValueChangeListener* using *EditableValueHolder.addValueChangeListener()*. The called method has exactly the same responsibilities as the *processValueChange()* method of a *ValueChangeListener* instance (see [Listener Classes](#)) that was built in to a separate Java class.

Here is the set of component properties that currently support *MethodBinding*, and the method signatures to which they must point:

Table 2. component properties whose type is DEPRECATED MethodBinding

component property	method signature
DEPRECATED <i>action</i>	<i>public String &lt;methodName&gt;();</i>
DEPRECATED <i>actionListener</i>	<i>public void &lt;methodName&gt;(jakarta.faces.event.ActionEvent);</i>
DEPRECATED <i>validator</i>	<i>public void &lt;methodName&gt;(jakarta.faces.context.FacesContext, jakarta.faces.component.UIComponent, java.lang.Object)</i>
DEPRECATED <i>valueChangeListener</i>	<i>public void &lt;methodName&gt;(jakarta.faces.event.ValueChangeEvent);</i>

Note that for any of the parameters for the above methods may also be a subclass of what is listed above. For the above properties that are marked as DEPRECATED, wrapper classes have been added that wrap a *MethodExpression* and implement the appropriate listener interface, allowing the wrapped expression to be added as a strongly typed listener, using the normal *add\*()* pattern Here is the list of such wrapper classes:

Table 3. MethodExpression wrappers to take the place of DEPRECATED MethodBinding properties

component	Wrapper class	method signature
listener property		
<i>actionListener</i>	<i>jakarta.faces.event.MethodExpressionActionListener</i>	<i>public void &lt;methodName&gt;(jakarta.faces.event.ActionEvent);</i>
<i>validator</i>	<i>jakarta.faces.validator.MethodExpressionValidator</i>	<i>public void &lt;methodName&gt;(jakarta.faces.context.FacesContext, jakarta.faces.component.UIComponent, java.lang.Object);</i>
<i>valueChangeListener</i>	<i>jakarta.faces.event.MethodExpressionValueChangeListener</i>	<i>public void &lt;methodName&gt;(jakarta.faces.event.ValueChangeEvent);</i>

The *MethodBinding* typed *action* property of *ActionSource* is deprecated and has been replaced by the *MethodExpression* typed *actionExpression* property of *ActionSource2*.

### 5.2.1. MethodExpression Syntax and Semantics

The exact syntax and semantics of *MethodExpression* are the domain of the Jakarta Expression Language. Please see Section 1.2.1.2 of the Jakarta Expression Language Specification, Version 4.0 or higher.

## 5.3. The Managed Bean Facility

The use of the managed bean facility as specified in this section is strongly discouraged. A better and more cohesively integrated solution for solving the same problem is to use Contexts and Dependency Injection (CDI). (See [Other Jakarta Platform Specifications](#)).

Perhaps the biggest value-add of bringing Expression Language concepts to Jakarta Faces happens when the Expression Language is combined with the managed bean facility. This feature allows the user to configure an entire complex tree of POJO beans, including how they should be scoped and populated with initial values, and expose them to Expression Language expressions. Please see [Managed Bean Configuration Example](#).

The Managed Bean Creation facility is configured by the existence of *<managed-bean>* elements in one or more application configuration resources (see [Application Configuration Resources](#)). Note that a special provision has been made for application configuration resource files residing within *META-INF/managed-beans.xml* entries on the application classpath. Please see [Application Configuration Resource Format](#) for the normative spec requirement. Such elements describe the characteristics of a bean to be created, and properties to be initialized, with the following nested elements:

- *<managed-bean-name>* — The key under which the created bean can be retrieved; also the key in the scope under which the created bean will be stored, unless the value of *<managed-bean-scope>* is set to *none*.

- *<managed-bean-class>* — The fully qualified class name of the application class used to instantiate a new instance. This class must conform to JavaBeans design patterns — in particular, it must have a public zero-args constructor, and must have public property setters for any properties referenced with nested *<managed-property>* elements — or it must be a class that implements *java.util.Map* or *java.util.List*.
- *<managed-bean-scope>* — The scope (*request*, *view*, *session*, or *application*) under which the newly instantiated bean will be stored after creation (under the key specified by the *<managed-bean-name>* element), or *none* for a bean that should be instantiated and returned, but not stored in any scope. The latter option is useful when dynamically constructing trees of related objects, as illustrated in the following example.  
The runtime must allow the value of this element to be an EL *ValueExpression*. If so, and the expression evaluates to *null*, an informative error message including the expression string and the name of the bean must be logged. If the expression evaluates to a *Map*, that *Map* is used as the scope into which the bean will be stored. If storing the bean into the *Map* causes an *Exception*, the exception is allowed to flow up to the *ExceptionHandler*. If the *ValueExpression* does not evaluate to a *Map*, a *FacesException* must be thrown with a message that includes the expression string, the *toString()* of the value, and the type of the value.
- *<list-entries>* or *<map-entries>* — Used to configure managed beans that are themselves instances of *java.util.List* or *java.util.Map*, respectively. See below for details on the contents of these elements.
- *<managed-property>* — Zero or more elements used to initialize the properties of the newly instantiated bean (see below).

After the new managed bean instance is instantiated, but before it is placed into the specified scope (if any), each nested *<managed-property>* element must be processed and a call to the corresponding property setter must be made to initialize the value of the corresponding property. If the managed bean has properties not referenced by *<managed-property>* elements, the values of such properties will not be affected by the creation of this managed bean; they will retain whatever default values are established by the constructor.

Each *<managed-property>* element contains the following elements used to configure the execution of the corresponding property setter call:

- *<property-name>* — The property name of the property to be configured. The actual property setter method to be called will be determined as described in the JavaBeans Specification.
- Exactly one of the following sub-elements that can be used to initialize the property value in a number of different ways:
  - *<map-entries>* — A set of key/value pairs used to initialize the contents of a property of type *java.util.Map* (see below for more details).
  - *<null-value/>* — An empty element indicating that this property must be explicitly initialized to *null*. This element is not allowed if the underlying property is of a Java primitive type.
  - *<value>* — A String value that will have any leading and trailing spaces stripped, and then be converted (according to the rules described in the Jakarta Server Pages Specification for the

<jsp:setProperty> action) to the corresponding data type of the property, prior to setting it to this value.

- <list-entries> — A set of values used to initialize the contents of a property of type array or *java.util.List*. See below for more information.

As described above, the <map-entries> element is used to initialize the key-value pairs of a property of type *java.util.Map*. This element may contain the following nested elements:

- <key-class> — Optional element specifying the fully qualified class name for keys in the map to be created. If not specified, *java.lang.String* is used.
- <value-class> — Optional element specifying the fully qualified class name for values in the map to be created. If not specified, *java.lang.String* is used.
- <map-entry> — Zero or more elements that define the actual key-value pairs for a single entry in the map. Nested inside is a <key> element to define the key, and then exactly one of <null-value>, <value> to define the value. These elements have the same meaning as when nested in a <managed-property> element, except that they refer to an individual map entry's value instead of the entire property value.

As described above, the <list-entries> element is used to initialize a set of values for a property of type array or *java.util.List*. This element may contain the following nested elements:

- <value-class> — Optional element specifying the fully qualified class name for values in the map to be created. If not specified, *java.lang.String* is used.
- Zero or more elements of type <null-value>, <value> to define the individual values to be initialized. These elements have the same meaning as when nested in a <managed-property> element, except that they refer to an individual list element instead of the entire property value.

The following general rules apply to the operation of the Managed Bean Creation facility:

- Properties are assigned in the order that their <managed-property> elements are listed in the application configuration resource.
- If a managed bean has writable properties that are not mentioned in <managed-property> elements, the values of those properties are not assigned any values.
- The bean instantiation and population with properties must be done lazily, when an Expression Language expression causes the bean to be referenced. For example, this is the case when a *ValueExpression* or *MethodExpression* has its *getValue()* or *setValue()* method called.
- Due to the above mentioned laziness constraint, any error conditions that occur below are only required to be manifested at runtime. However, it is conceivable that tools may want to detect these errors earlier; this is perfectly acceptable. The presence of any of the errors described below, until the end of this section, must not prevent the application from deploying and being made available to service requests.
- [P1-start managed bean config error conditions] It is an error to specify a managed bean class that does not exist, or that cannot be instantiated with a public, zero-args constructor.



- It is an error to specify a *<property-name>* for a property that does not exist, or does not have a public setter method, on the specified managed bean class.
- It is an error to specify a *<value>* element that cannot be converted to the type required by a managed property, or that, when evaluated, results in a value that cannot be converted to the type required by a managed property. [P1-end]
- If the type of the property referenced by the *<managed-property>* element is a Java enum, the contents of the *<value>* element must be a String that yields a valid return from *java.lang.Enum.valueOf(PROPERTY\_CLASS, VALUE)* where *PROPERTY\_CLASS* is the *java.lang.Class* for the property and *VALUE* is the contents of the *<value>* element in the application configuration resource. If any exception is thrown from *Enum.valueOf()* it is an error.
- [P1-start managed bean scope errors] It is an error for a managed bean created through this facility to have a property that points at an object stored in a scope with a (potentially) shorter life span. Specifically, this means, for an object created with the specified *<managed-bean-scope>*, then *<value>* evaluations can only point at created objects with the specified managed bean scope:
  - none — none
  - application — none, application
  - session — none, application, session
  - view — none, application, session, view
  - request — none, application, session, view, request [P1-end]
- If a bean points to a property whose value is a mixed expression containing literal strings and expressions, the net scope of the mixed expression is considered to be the scope of the narrowest sub-expression, excluding expressions in the none scope.
- [P1-start implicit objects in request scope] Data accessed via an implicit object is also defined to be in a scope. The following implicit objects are considered to be in request scope:
  - *cookie*
  - *facesContext*
  - *header*
  - *headerValues*
  - *param*
  - *paramValues*
  - *request*
  - *requestScope*
  - *view* [P1-end]
- [P1-start implicit objects in session scope] The only implicit objects in session scope are *session* and *sessionScope* [P1-end]
- [P1-start implicit objects in application scope] The following implicit objects are considered to be in

application scope:

- *application*
  - *applicationScope*
  - *initParam* [P1-end]
- [P1-start cyclic references error] It is an error to configure cyclic references between managed beans.
  - [P1-start managed bean names correctness] Managed bean names must conform to the syntax of a Java language identifier. [P1-end]

The initialization of bean properties from *<map-entries>* and *<list-entries>* elements must adhere to the following algorithm, though any confirming implementation may be used.

For *<map-entries>*:

1. Call the property getter, if it exists.
2. If the getter returns *null* or doesn't exist, create a *java.util.HashMap*, otherwise use the returned *java.util.Map*.
3. Add all entries defined by nested *<map-entry>* elements in the order they are listed, converting key values defined by nested *<key>* elements to the type defined by *<key-class>* and entry values defined by nested *<value>* elements to the type defined by *<value-class>*. If a value is given as a value expression, evaluate the reference and store the result, converting to *<value-class>* if necessary. If *<key-class>* and/or *<value-class>* are not defined, use *java.lang.String*. Add *null* for each *<null-value>* element.
4. If a new *java.util.Map* was created in step 2), set the property by calling the setter method, or log an error if there is no setter method.

For *<list-entries>*:

1. Call the property getter, if it exists.
2. If the getter returns *null* or doesn't exist, create a *java.util.ArrayList*, otherwise use the returned *Object* (an array or a *java.util.List*).
3. If a *List* was returned or created in step 2), add all elements defined by nested *<value>* elements in the order they are listed, converting values defined by nested *<value>* elements to the type defined by *<value-class>*. If a value is given as a value expression, evaluate the reference and store the result, converting to *<value-class>* if necessary. If a *<value-class>* is not defined, use the value as-is (i.e., as a *java.lang.String*). Add *null* for each *<null-value>* element.
4. If an array was returned in step 2), create a *java.util.ArrayList* and copy all elements from the returned array to the new *List*, wrapping elements of a primitive type. Add all elements defined by nested *<value>* elements as described in step 3).
5. If a new *java.util.List* was created in step 2) and the property is of type *List*, set the property by calling the setter method, or log an error if there is no setter method.

6. If a new *java.util.List* was created in step 2) and the property is a java array, convert the *List* into an array of the property type, and set it by calling the setter method, or log an error if there is no setter method.
7. If a new *java.util.List* was created in step 4), convert the *List* to an array of the proper type for the property and set the property by calling the setter method, or log an error if there is no setter method.

### 5.3.1. Managed Bean Configuration Example

The following `<managed-bean>` elements might appear in one or more application configuration resources (see [Application Configuration Resources](#)) to configure the behavior of the Managed Bean Creation facility.

Assume that your application includes *CustomerBean* with properties *mailingAddress* and *shippingAddress* of type *Address* (along with additional properties that are not shown), and *AddressBean* implementation classes with String properties of type *street*, *city*, *state*, *country*, and *postalCode*.

```
<managed-bean>
  <description>
    A customer bean will be created as needed, and stored in request
    scope. Its "mailingAddress" and "streetAddress" properties will
    be initialized by virtue of the fact that the "value" expressions
    will not encounter any object under key "addressBean" in any scope.
  </description>
  <managed-bean-name>customer</managed-bean-name>
  <managed-bean-class>
    com.mycompany.mybeans.CustomerBean
  </managed-bean-class>
  <managed-bean-scope>request</managed-bean-scope>
  <managed-property>
    <property-name>mailingAddress</property-name>
    <value>#{addressBean}</value>
  </managed-property>
  <managed-property>
    <property-name>shippingAddress</property-name>
    <value>#{addressBean}</value>
  </managed-property>
  <managed-property>
    <property-name>customerType</property-name>
    <value>New</value> <!-- Set to literal value -->
  </managed-property>
</managed-bean>
```

```

<managed-bean>
  <description>
    A new AddressBean will not be added to any scope, because we
    only want to create instances when a CustomerBean creation asks
    for them. Therefore, we set the scope to "none".
  </description>
  <managed-bean-name>addressBean</managed-bean-name>
  <managed-bean-class>
    com.mycompany.mybeans.AddressBean
  </managed-bean-class>
  <managed-bean-scope>none</managed-bean-scope>
</managed-bean>

```

If a value expression “`#{customer.mailingAddress.city}`” were to be evaluated by the Jakarta Faces implementation, and there was no object stored under key “*customer*” in request, view, session, or application scope, a new *CustomerBean* instance will be created and stored in request scope, with its *mailingAddress* and *shippingAddress* properties being initialized to instances of *AddressBean* as defined by the configuration elements shown above. Then, the evaluation of the remainder of the expression can proceed as usual.

Although not used by the Jakarta Faces implementation at application runtime, it is also convenient to be able to indicate to Jakarta Faces tools (at design time) that objects of particular types will be created and made available (at runtime) by some other means. For example, an application configuration resource could include the following information to declare that a JDBC data source instance will have been created, and stored in application scope, as part of the application’s own startup processing.

```

<referenced-bean>
  <description>
    A JDBC data source will be initialized and made available in
    some scope (presumably application) for use by the Jakarta Faces based
    application when it is actually run. This information is not
    used by the Jakarta Faces implementation itself; only by tools.
  </description>
  <referenced-bean-name>dataSource</referenced-bean-name>
  <referenced-bean-class>
    javax.sql.DataSource
  </referenced-bean-class>
</referenced-bean>

```

This information can be utilized by the tool to construct user interfaces based on the properties of the referenced beans.

## 5.4. Managed Bean Annotations

Jakarta Faces has several annotations, in the package *jakarta.faces.bean*, that act as analogs to the managed bean configuration syntax in the application configuration resources described earlier in this chapter. Jakarta Faces is a component specification of Jakarta EE, which also includes a much more powerful and complete set of annotations, from several other component specifications, most notably Jakarta Contexts and Dependency Injection (CDI). These annotations are also usable with Jakarta Faces. The annotations in the package *jakarta.faces.bean* are deprecated. Therefore, developers are strongly recommended to avoid using those annotations and instead use the ones from CDI.

### 5.4.1. Jakarta Faces Managed Classes and Jakarta EE Annotations

Jakarta Faces implementations that are running as a part of Jakarta EE must allow managed bean implementations to use the annotations specified in section 14.5 of the Jakarta Servlet Specification to allow the container to inject references to container managed resources into a managed bean instance before it is made accessible to the Jakarta Faces application. Only beans declared to be in *request*, *session*, or *application* scope are eligible for resource injection.

In addition to managed beans being injectable in this manner, the following Jakarta Faces artifacts are also injectable.

#### *Jakarta Faces Artifacts Eligible for Injection*

##### Artifact Type

- `jakarta.el.ELResolver`
- `jakarta.faces.application.ApplicationFactory`
- `jakarta.faces.application.NavigationHandler`
- `jakarta.faces.application.ResourceHandler`
- `jakarta.faces.application.StateManager`
- `jakarta.faces.component.visit.VisitContextFactory`
- `jakarta.faces.context.ExceptionHandlerFactory`
- `jakarta.faces.context.ExternalContextFactory`
- `jakarta.faces.context.FacesContextFactory`
- `jakarta.faces.context.PartialViewContextFactory`
- `jakarta.faces.event.ActionListener`
- `jakarta.faces.event.SystemEventListener`
- `jakarta.faces.lifecycle.ClientWindowFactory`
- `jakarta.faces.lifecycle.LifecycleFactory`
- `jakarta.faces.event.PhaseListener`

- `jakarta.faces.render.RenderKitFactory`
- `jakarta.faces.view.ViewDeclarationLanguageFactory`
- `jakarta.faces.view.facelets.FaceletCacheFactory`
- `jakarta.faces.view.facelets.TagHandlerDelegateFactory`

Please consult the Jakarta EE Specification for complete details of this feature. Here is a summary of the Jakarta EE annotations one may use in a managed bean or other artifact from the preceding table. [P1-start valid annotations in a managed bean]

- `@jakarta.inject.Inject`
- `@jakarta.inject.Named`
- `@jakarta.inject.Qualifier`
- `@jakarta.inject.Scope`
- `@jakarta.inject.Singleton`
- `@jakarta.enterprise.context.ApplicationScoped`
- `@jakarta.enterprise.context.ConversationScoped`
- `@jakarta.enterprise.context.Dependent`
- `@jakarta.enterprise.context.RequestScoped`
- `@jakarta.enterprise.context.SessionScoped`
- `@jakarta.annotation.Resource`
- `@jakarta.annotation.Resources`
- `@jakarta.ejb.EJB`
- `@jakarta.ejb.EJBs`
- `@jakarta.xml.ws.WebServiceRef`
- `@jakarta.xml.ws.WebServiceRefs`
- `@jakarta.persistence.PersistenceContext`
- `@jakarta.persistence.PersistenceContexts`
- `@jakarta.persistence.PersistenceUnit`
- `@jakarta.persistence.PersistenceUnits`

Following is an example of valid usages of this feature in a managed bean or other artifact in the preceding table.

```

public class User extends Object {
    private @EJB ShoppingCart cart;
    private @Resource Inventory inventory;
    private DataSource customerData;

    @Resource(name="customerData")
    private void setCustomerData(DataSource data) {
        customerData = data;
    }

    public String getOrderSummary() {
        // Do something with the injected resources
        // And generate a textual summary of the order
    }
}

```

This example illustrates that the above annotations can be attached to instance variables or to JavaBeans setters. The Jakarta Faces implementation running in a Jakarta EE container must guarantee that the injections are performed before the bean is handed back to the user. Generally, this is done by performing the injection immediately after the lazy instantiation of the managed bean.

### 5.4.2. Managed Bean Lifecycle Annotations

Jakarta Faces implementations running in a Jakarta EE compliant container must support attaching the `@PostConstruct` and `@PreDestroy` annotations to aid in awareness of the managed-bean lifecycle.

Methods on managed beans declared to be in *none*, *request*, *view*, *session*, or *application* scope, annotated with `@PostConstruct`, must be called by the Jakarta Faces implementation after resource injection is performed (if any) but before the bean is placed into scope.

[P1-start rules governing invocation of `@PostConstruct` annotated methods] If the method throws an unchecked exception, the Jakarta Faces implementation must not put the managed-bean into service, a message must be logged, and further methods on that managed bean instance must not be called. [P1-end]

Methods on managed beans declared to be in *request*, *session*, or *application* scope, annotated with `@PreDestroy`, must be called by the Jakarta Faces implementation before the bean is removed from its scope or before the scope itself is destroyed, whichever comes first. In the case of a managed bean placed in *view* scope, methods annotated with `@PreDestroy` must only be called when the view scope is destroyed. See the javadoc for `FacesContext.setViewRoot()`. This annotation must be supported in all cases where the above `@PostConstruct` annotation is supported.

[P1-start rules governing invocation of `@PreDestroy` annotated methods] If the method throws an unchecked exception, the Jakarta Faces implementation may log it, but the exception must not otherwise alter the execution.

Refer to the Jakarta EE specification section 2.5 and the Jakarta Annotations specification section 2.5 for more details.[P1-end]

## 5.5. How Faces Leverages the Expression Language

This section is non-normative and covers the major players in the Jakarta Expression Language and how they relate to Jakarta Faces. The number one goal in this version of the Jakarta Faces specification is to export the concepts behind the Jakarta Faces EL into the Jakarta Expression Language, and then rely on those facilities to get the work done. Readers interested in how to implement the Jakarta Expression Language itself must consult the Jakarta Expression Language Spec document.

### 5.5.1. ELContext

The ELContext is a handy little “holder” object that gets passed all around the Jakarta Expression Language API. It has two purposes.

- To allow technologies that use the Jakarta Expression Language , such as Jakarta Faces, the Jakarta Faces View Declaration Language, and Jakarta Server Pages, to store any context information specific to that technology so it can be leveraged during expression evaluation. For example the expression “*#{view.viewId}*” is specific to Jakarta Faces. It means, “find the *UIViewRoot* instance for the current view, and return its *viewId*”. The Jakarta Expression Language doesn’t know about the “view” implicit object or what a *UIViewRoot* is, but Jakarta Faces does. The Jakarta Expression Language has plugin points that will get called to resolve “view”, but to do so, Jakarta Faces needs access to the *FacesContext* from within the callstack of Expression Language evaluation. Therefore, the *ELContext* comes to the rescue, having been populated with the *FacesContext* earlier in the request processing lifecycle.
- To allow the pluggable resolver to tell the Jakarta Expression Language that it did, in fact, resolve a property and that further resolvers must not be consulted. This is done by setting the “*propertyResolved*” property to *true*.

The complete specification for ELResolver may be found in Chapter 2 of the Jakarta Expression Language Specification, Version 4.0.

#### 5.5.1.1. Lifetime, Ownership and Cardinality

An ELContext instance is created the first time *getELContext()* is called on the *FacesContext* for this request. Please see [ELContext](#) for details. Its lifetime ends the same time the *FacesContext*’s lifetime ends. The *FacesContext* maintains the owning reference to the *ELContext*. There is at most one *ELContext* per *FacesContext*.

#### 5.5.1.2. Properties



Name	Access	Type	Description
<i>ELResolver</i>	RO	<i>jakarta.el.ELResolver</i>	Return the ELResolver instance described in <a href="#">Faces ELResolver for Jakarta Server Pages Pages</a>
<i>propertyResolved</i>	RW	boolean	Set by an ELResolver implementation if it successfully resolved a property. See <a href="#">ELResolver</a> for how this property is used.

### 5.5.1.3. Methods

Here is a subset of the methods that are relevant to Jakarta Faces.

```
public Object getContext(Class key);
void putContext(Class key, Object contextInstance);
...
```

As mentioned in [ELContext](#), the `putContext()` method is called, passing the current `FacesContext` instance the first time the system asks the `FacesContext` for its `ELContext`. The `getContext()` method will be called by any `ELResolver` instances that need to access the `FacesContext` to perform their resolution.

### 5.5.1.4. Events

The creation of an `ELContext` instance precipitates the emission of an `ELContextEvent` from the `FacesContext` that created it. Please see [ELContext](#) for details.

## 5.5.2. ELResolver

Faces 1.1 used the `VariableResolver` and `PropertyResolver` classes as the workhorses of expression evaluation. The Unified API has the `ELResolver` instead. The `ELResolver` concept is the heart of the Jakarta Expression Language. When an expression is evaluated, the `ELResolver` is responsible for resolving each segment in the expression. For example, in rendering the component behind the tag `<h:outputText value="#{user.address.street}" />` the `ELResolver` is called three times. Once to resolve “user”, again to resolve the “address” property of user, and finally, to resolve the “street” property of “address”. The complete specification for `ELResolver` may be found in Chapter 2 of the Jakarta Expression Language Specification, Version 4.0 or higher.

[N/T-start two ELResolver impls] As described in more detail in [Faces ELResolver for Jakarta Server Pages Pages](#), Faces must provide two implementations of `ELResolver`. [P1-end]Which of these two implementations is actually used to resolve an expression depends on where the expression is evaluated. If the expression is evaluated in a markup page, the `ELResolver` for markup pages is used. If the expression is evaluated in java VM hosted code from Faces, another `ELResolver` is used that is tailored for use inside of Faces java VM hosted code. During the course of evaluation of an expression, a variety of sources must be considered to help resolve each segment of the expression. These sources are linked in a chain-like fashion. Each link in the chain has the opportunity to resolve the current segment. If it does so, it must set the “`propertyResolved`” property on the `ELContext`, to `true`. If not, it

must not modify the value of the “*propertyResolved*” property. If the “*propertyResolved*” property is not set to *true* the return value from the *ELResolver* method is ignored by the system.

#### 5.5.2.1. Lifetime, Ownership, and Cardinality

*ELResolver* instances have application lifetime and scope. The Jakarta Server Pages container maintains one top level *ELResolver* (into which a Faces specific *ELResolver* is added) accessible from *JspContext.getELContext().getELResolver()*. This *ELResolver* instance is also used from the Jakarta Faces VDL, even though Jakarta Faces VDL pages do not themselves use Jakarta Server Pages. Faces maintains one *ELResolver* (separate from the one handed to the Jakarta Server Pages container) accessible from *FacesContext.getELContext().getELResolver()* and *Application.getELResolver()*.

#### 5.5.2.2. Properties

*ELResolver* has no proper JavaBeans properties

#### 5.5.2.3. Methods

Here is a subset of the methods that are relevant to Faces.

```
public Object getValue(ELContext context, Object base, Object property);
void setValue(ELContext context,
    Object base, Object property, Object value);
...
```

*getValue()* looks at the argument *base* and tries to return the value of the property named by the argument *property*. For example, if *base* is a JavaBean, *property* would be the name of the JavaBeans property, and the resolver would end up calling the *getter* for that property.

*setValue()* looks at the argument *base* and tries to set the argument *value* into the property named by the argument *property*. For example, if *base* is a JavaBean, *property* would be the name of the JavaBeans property, and the resolver would end up calling the *setter* for that property.

There are other methods, such as *isReadOnly()* that are beyond the scope of this document, but described completely in the Jakarta Expression Language Specification.

#### 5.5.2.4. Events

*ELResolver* precipitates no events.

### 5.5.3. ExpressionFactory

Pre-Jakarta Faces JSF 1.1 (under the JCP) used the *Application* class as a factory for *ValueBinding* and *MethodBinding* instances. The Jakarta Expression Language has the *ExpressionFactory* class instead. It is a factory for *ValueExpression* and *MethodExpression* instances.

### 5.5.3.1. Lifetime, Ownership, and Cardinality

*ExpressionFactory* instances are application scoped. The *Application* object maintains the *ExpressionFactory* instance used by Faces (See [Acquiring ExpressionFactory Instance](#)). The *JspApplicationContext* object maintains the *ExpressionFactory* used by the Jakarta Server Pages container (and therefore by the Jakarta Faces VDL). It is permissible for both of these access methods to yield the same java object instance.

### 5.5.3.2. Properties

*ExpressionFactory* has no properties.

### 5.5.3.3. Methods

```
public MethodExpression createMethodExpression(ELContext context,
    String expression, FunctionMapper fnMapper, Class[] paramTypes);
public ValueExpression createValueExpression(ELContext context,
    String expression, Class expectedType, FunctionMapper fnMapper);
```

These methods take the human readable expression string, such as `"#{user.address.street}"` and return an object oriented representation of the expression. Which method one calls depends on what kind of expression you need. The Faces *Application* class has convenience methods specific to Faces needs for these concepts, please see [Programmatically Evaluating Expressions](#).

### 5.5.3.4. Events

*ExpressionFactory* precipitates no events.

## 5.6. ELResolver Instances Provided by Faces

This section provides details on what an implementation of the Jakarta Server Faces specification must do to support the Jakarta Expression Language for usage in a Jakarta Faces application.

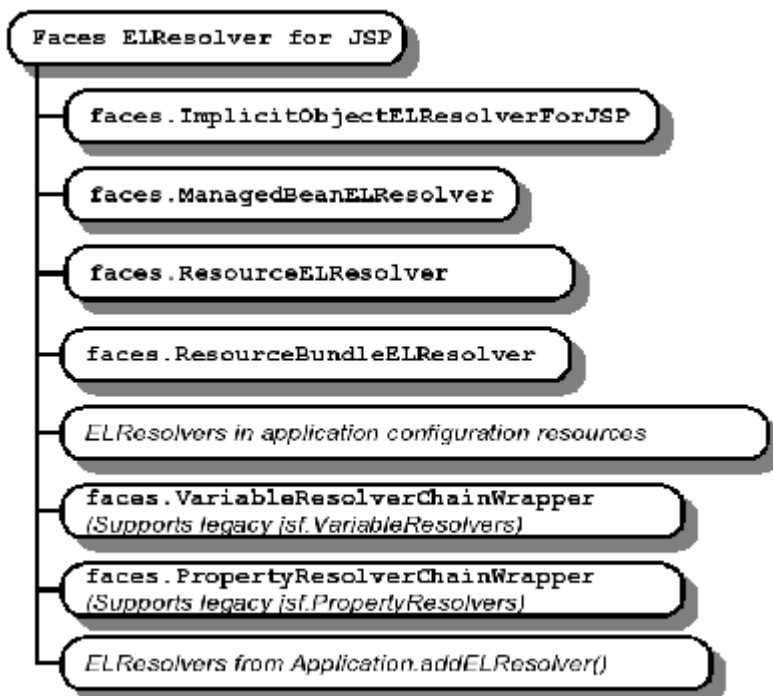
*ELResolver* mentions that a Faces implementation must provide two implementations of *ELResolver*. One *ELResolver*, let's call it the *Faces ELResolver For Markup Pages*, is plugged in to the top level resolver chain returned from *JspContext.getELContext().getELResolver()*. This top level resolver chain is used by the view declaration language container (Jakarta Server Pages or Jakarta Faces View Declaration Language), and possibly by tag handlers, to resolve expressions. The other *ELResolver*, let's call it the *ELResolver for Facelets and Programmatic Access*, is used by Facelets markup pages, and is returned from *FacesContext.getELContext().getELResolver()* and *Application.getELResolver()*, and is used to resolve expressions that appear programmatically. See the javadocs for *jakarta.el.ELResolver* for the specification and method semantics for each method in *ELResolver*. The remainder of this section lists the implementation requirements for these two resolvers.

### 5.6.1. Faces ELResolver for Jakarta Server Pages Pages

As mentioned in *ELResolver*, during the course of evaluation of an expression, a variety of sources must be considered to help resolve each segment of the expression. These sources are linked in a chain-like fashion. Each link in the chain has the opportunity to resolve the current segment. The Jakarta Expression Language provides a container class to support this multi-source variable resolution: *jakarta.el.CompositeELResolver*. The implementation for the *Faces ELResolver for Jakarta Server Pages Pages* is described as a set of *ELResolvers* inside of a *CompositeELResolver* instance, but any implementation strategy is permissible as long as the semantics are preserved.

This diagram shows the set of *ELResolver* instances that must be added to the *Faces ELResolver for Jakarta Server Pages pages*. This instance must be handed to the Jakarta Server Pages container via a call to *JspFactory.getDefaultFactory().getJspApplicationContext().addELResolver()* at application startup time. Even though we are making a Jakarta Server Pages API call to install this *ELResolver*, we do not require using Jakarta Server Pages to develop Jakarta Faces applications. It also shows the order in which they must be added. [P2-start there are 18 methods in the below tables, each can corresponding to a method on a particular *ELResolver*. With clever testing, it is possible to write assertions for these. Testing the legacy *VariableResolver* and *PropertyResolvers* is not included in this 18 methods number. These classes may be tested simply by noting that the methods do indeed get called on a user-provided *VariableResolver* or *PropertyResolver*.] [P1-end]

*Faces ELResolver for Jakarta Server Pages Pages*



The semantics of each *ELResolver* are given below, either in tables that describe what must be done to implement each particular method on *ELResolver*, or in prose when such a table is inappropriate.

### 5.6.1.1. Faces Implicit Object ELResolver For Jakarta Server Pages

This resolver relies on the presence of another, Jakarta Server Pages specific, implicit object ELResolver in the chain by only resolving the “facesContext” and “view” implicit objects.

Table 4. Faces ImplicitObjectELResolver for Jakarta Server Pages

ELResolver method	implementation requirements
<i>getValue</i>	<p>If base is non-null, return null.</p> <p>If base is null and property is null, throw <code>PropertyNotFoundException</code>.</p> <p>See <a href="#">ImplicitObjectELResolver for Programmatic Access</a> If base is null and property is a String equal to “facesContext”, call <code>setPropertyResolved(true)</code> on the argument <code>ELContext</code> and return the <code>FacesContext</code> for this request.</p> <p>If base is null and property is a String equal to “view”, call <code>setPropertyResolved(true)</code> on the argument <code>ELContext</code> and return the <code>UIViewRoot</code> for this request by calling <code>facesContext.getUIViewRoot()</code>.</p> <p>This ELResolver must also support the implicit object “resource” as specified in <a href="#">Implicit Object ELResolver for Facelets and Programmatic Access</a></p>
<i>getType</i>	<p>If base is non-null, return null.</p> <p>If base is null and property is null, throw <code>PropertyNotFoundException</code>.</p> <p>If base is null and property is a String equal to “facesContext” or “view”, call <code>setPropertyResolved(true)</code> and return null;</p> <p>Otherwise, just return null; This ELResolver must also support the implicit object “resource” as specified in <a href="#">Implicit Object ELResolver for Facelets and Programmatic Access</a></p>
<i>setValue</i>	<p>If base is null and property is null, throw <code>PropertyNotFoundException</code>.</p> <p>If base is null and property is a String equal to “facesContext” or “view”, throw <code>jakarta.el.PropertyNotWritable</code>, since “view” and “facesContext” are read-only. This ELResolver must also support the implicit object “resource” as specified in <a href="#">Implicit Object ELResolver for Facelets and Programmatic Access</a></p>

ELResolver method	implementation requirements
<i>isReadOnly</i>	<p>If base is non-null, return false.</p> <p>If base is null and property is null, throw <code>PropertyNotFoundException</code>.</p> <p>If base is null and property is a String equal to “facesContext” or “view”, call <code>setPropertyResolved(true)</code> on the argument <code>ELContext</code> and return <code>true</code>.</p> <p>Otherwise return false; This ELResolver must also support the implicit object “resource” as specified in <a href="#">Implicit Object ELResolver for Facelets and Programmatic Access</a></p>
<i>getFeatureDescriptors</i>	<p>If base is non-null, return null.</p> <p>If base is null, return an Iterator containing three <code>java.beans.FeatureDescriptor</code> instances, one for the “view” property, one for the “facesContext” property and one for the “resource” property. It is required that all of the <code>FeatureDescriptor</code> instances in the Iterator set <code>Boolean.TRUE</code> as the value of the <code>ELResolver.RESOLVABLE_AT_DESIGN_TIME</code> attribute. The name and <code>displayName</code> of the <code>FeatureDescriptor</code> must be “view”, “facesContext”, “ or “resource” as appropriate. <code>FacesContext.class</code>, <code>UIViewRoot.class</code>, or <code>ResourceHandler.class</code> must be stored as the value of the <code>ELResolver.TYPE</code> attribute, as appropriate. The <code>shortDescription</code> must be a suitable description depending on the implementation. The <code>expert</code> and <code>hidden</code> properties must be false. The <code>preferred</code> property must be true.</p>
<i>getCommonPropertyType</i>	<p>If base is non-null, return null.</p> <p>If base is null and return <code>String.class</code>.</p>

### 5.6.1.2. ManagedBean ELResolver

This is the means by which the managed bean creation facility described in [The Managed Bean Facility](#) is called into play during Expression Language resolution.

Table 5. *ManagedBeanELResolver*

ELResorver method	implementation requirements
<i>getValue</i>	<p>If base is non-null, return null.</p> <p>If base is null and property is null, throw <code>PropertyNotFoundException</code>.</p> <p>If property matches the name of an entry in the request, session, or application scopes, in that order, return null.</p> <p>If base is null, and property matches one of the managed-bean-name declarations in the application configuration resources, instantiate the bean, populate it with properties as described in <a href="#">The Managed Bean Facility</a>, store it in the scope specified by the managed-bean-scope declaration for this this managed-bean, call <code>setPropertyResolved(true)</code> on the argument <code>ELContext</code>, and return the freshly instantiated managed-bean.</p> <p>Otherwise, return null.</p>
<i>getType</i>	<p>If base is null and property is null, throw <code>PropertyNotFoundException</code>.</p> <p>Otherwise return null;</p>
<i>setValue</i>	<p>If base is null and property is null, throw <code>PropertyNotFoundException</code>.</p> <p>Otherwise, if base is null, and property matches one of the managed-bean-name declarations in the application configuration resources, and a managed bean with that managed-bean-name does not yet exist in the specified scope, instantiate the bean, populate it with properties as described in <a href="#">The Managed Bean Facility</a>, store it in the scope specified by the managed-bean-scope declaration for this this managed-bean and return. If the managed bean does exist, take no action and return. In either case (the bean exists or does not exist), the actual setting will happen by virtue of the <code>BeanELResolver</code>.</p> <p>Otherwise take no action and return.</p>
<i>isReadOnly</i>	<p>If base is non-null, return false.</p> <p>If base is null and property is null, throw <code>PropertyNotFoundException</code>.</p> <p>If base is null return false. We never set the <code>propertyResolved</code> property in this method because the set responsibility is taken care of by the <code>ScopedAttributeELResolver</code>.</p>

ELResorver method	implementation requirements
<i>getFeatureDescriptors</i>	<p>If base is non-null, return null.</p> <p>If base is null, return an Iterator containing java.beans.FeatureDescriptor instances for each managed-bean in the application-configuration resources. It is required that all of the FeatureDescriptor instances in the Iterator set Boolean.TRUE as the value of the ELResolver.RESOLVABLE_AT_DESIGN_TIME attribute. The name and displayName of the FeatureDescriptor must be the managed-bean-name. The actual java Class instance for the managed-bean-class must be stored as the value of the ELResolver.TYPE attribute. The shortDescription of the FeatureDescriptor must be the description of the managaged-bean element, if present, null otherwise. The expert and hidden properties must be false. The preferred property must be true.</p>
<i>getCommonPropertyType</i>	<p>If base is non-null, return null.</p> <p>If base is null, return Object.class.</p>

### 5.6.1.3. Resource ELResolver

Please see [Resource ELResolver](#) for the specification of this ELResolver.

### 5.6.1.4. ResourceBundle ELResolver for Jakarta Server Pages Pages

This is the means by which resource bundles defined in the application configuration resources are called into play during Expression Language resolution.

Table 6. ResourceBundleELResolver

ELResorver method	implementation requirements
<i>getValue</i>	<p>If base is non-null, return null.</p> <p>If base is null and property is null, throw PropertyNotFoundException.</p> <p>If base is null and property is a String equal to the value of the &lt;var&gt; element of one of the &lt;resource-bundle&gt;'s in the application configuration resources, use the Locale of the current UIViewRoot and the base-name of the resource-bundle to load the ResourceBundle. Call setPropertyResolved(true). Return the ResourceBundle. Otherwise, return null.</p>



ELResorver method	implementation requirements
<i>getType</i>	<p>If base is non-null, return null.</p> <p>If base is null and property is null, throw <code>PropertyNotFoundException</code>.</p> <p>If base is null and property is a String equal to the value of the &lt;var&gt; element of one of the &lt;resource-bundle&gt;'s in the application configuration resources, call <code>setPropertyResolved(true)</code> and return <code>ResourceBundle.class</code>.</p>
<i>setValue</i>	<p>If base is null and property is null, throw <code>PropertyNotFoundException</code>.</p> <p>If base is null and property is a String equal to the value of the &lt;var&gt; element of one of the &lt;resource-bundle&gt;'s in the application configuration resources throw <code>jakarta.el.PropertyNotWriteable</code>, since <code>ResourceBundles</code> are read-only.</p>
<i>isReadOnly</i>	<p>If base is non-null, return null.</p> <p>If base is false and property is null, throw <code>PropertyNotFoundException</code>.</p> <p>If base is null and property is a String equal to the value of the &lt;var&gt; element of one of the &lt;resource-bundle&gt;'s in the application configuration resources, call <code>setPropertyResolved(true)</code> on the argument <code>ELContext</code> and return true.</p> <p>Otherwise return false;</p>
<i>getFeatureDescriptors</i>	<p>If base is non-null, return null.</p> <p>If base is null, return an Iterator containing <code>java.beans.FeatureDescriptor</code> instances, one for each &lt;resource-bundle&gt; in the &lt;application&gt; element. It is required that all of these <code>FeatureDescriptor</code> instances set <code>Boolean.TRUE</code> as the value of the <code>ELResolver.RESOLVABLE_AT_DESIGN_TIME</code> attribute. The name of the <code>FeatureDescriptor</code> must be the var element of the &lt;resource-bundle&gt;. The <code>displayName</code> of the <code>FeatureDescriptor</code> must be the display-name of the &lt;resource-bundle&gt;. <code>ResourceBundle.class</code> must be stored as the value of the <code>ELResolver.TYPE</code> attribute. The <code>shortDescription</code> must be a suitable description depending on the implementation. The <code>expert</code> and <code>hidden</code> properties must be false. The <code>preferred</code> property must be true.</p>
<i>getCommonPropertyType</i>	<p>If base is non-null, return null.</p> <p>If base is null, return <code>string.Class</code>.</p>

### 5.6.1.5. ELResolvers in the application configuration resources

The `<el-resolver>` element in the application configuration resources will contain the fully qualified classname to a class with a public no-arg constructor that implements `jakarta.el.ELResolver`. These are added to the *Faces ELResolver for Jakarta Server Pages Pages* and the *Faces ELResolver for Facelets and Programmatic Access* in the order in which they occur in the application configuration resources.

#### 5.6.1.6. VariableResolver Chain Wrapper

This is the means by which `VariableResolver` instances that have been specified in `<variable-resolver>` elements inside the application configuration resources are allowed to affect the EL resolution process. If there are one or more `<variable-resolver>` elements in the application configuration resources, an instance of `ELResolver` with the following semantics must be created and added to the *Faces ELResolver for Jakarta Server Pages Pages* as indicated in the *Faces ELResolver for Jakarta Server Pages Pages*.

By virtue of the decorator pattern described in *Delegating Implementation Support*, the default `VariableResolver` will be at the end of the `VariableResolver` chain (See *VariableResolver and the Default VariableResolver*), if each custom `VariableResolver` chose to honor the full decorator pattern. If the custom `VariableResolver` chose not to honor the decorator pattern, the user is stating that they want to take over complete control of the variable resolution system. Note that the head of the `VariableResolver` chain is no longer accessible by calling `Application.getVariableResolver()` (Please see *VariableResolver Property* for what it returns). The head of the `VariableResolver` chain is kept in an implementation specific manner.

The semantics of the `ELResolver` that functions as the `VariableResolver` chain wrapper are described in the following table.

Table 7. *ELResolver that is the VariableResolver Chain Wrapper*

ELResorver method	implementation requirements
<code>getValue</code>	<p>If base is non-null, return null.</p> <p>If base is null and property is null, throw <code>PropertyNotFoundException</code>.</p> <p>Otherwise, call <code>setPropertyResolved(true)</code> on the argument <code>ELContext</code>.</p> <p>Get the <code>ELContext</code> from the <code>FacesContext</code>.</p> <p>Get the head of the <code>VariableResolver</code> chain and call <code>resolveVariable(facesContext, property)</code> and return the result.</p> <p>Catch any exceptions that may be thrown by <code>resolveVariable()</code>, call <code>setPropertyResolved(false)</code> on the argument <code>ELContext</code>, and rethrow the exception wrapped in an <code>jakarta.el.EException</code>.</p>

ELResorver method	implementation requirements
<i>getType</i>	If base is null and property is null, throw <code>PropertyNotFoundException</code> .  return null;
<i>setValue</i>	If base is null and property is null throw <code>PropertyNotFoundException</code> .
<i>isReadOnly</i>	If base is null and property is null throw <code>PropertyNotFoundException</code> .  return false;
<i>getFeatureDescriptors</i>	return null;
<i>getCommonPropertyType</i>	If base is null, we return <code>String.class</code> .  If base is non-null, return null;

### 5.6.1.7. PropertyResolver Chain Wrapper

This is the means by which *propertyResolver* instances that have been specified in `<property-resolver>` elements inside the application configuration resources are allowed to affect the EL resolution process. If there are one or more `<property-resolver>` elements in the application configuration resources, an instance of *ELResolver* with the following semantics must be created and added to the *Faces ELResolver for Jakarta Server Pages Pages* as indicated in the [Faces ELResolver for Jakarta Server Pages Pages](#).

By virtue of the decorator pattern described in [Delegating Implementation Support](#), the default *propertyResolver* will be at the end of the *propertyResolver* chain (See, [PropertyResolver and the Default PropertyResolver](#)), if each custom *propertyResolver* chose to honor the full decorator pattern. If the custom *propertyResolver* chose not to honor the decorator pattern, then the user is stating that they want to take over complete control of the *propertyResolution* system. Note that the head of the *propertyResolver* chain is no longer accessible by calling `Application.getPropertyResolver()` (Please see [PropertyResolver Property](#) for what it returns). The head of the property resolver chain is kept in an implementation specific manner.

The semantics of the ELResolver that functions as the property resolver chain wrapper are described in the following table.

Table 8. *ELResolver that is the PropertyResolver Chain Wrapper*

ELResorver method	implementation requirements
<i>getValue</i> , <i>getType</i> , <i>isReadOnly</i> , <i>setValue</i>	<p>If base or property are null, return null (or false if the method returns boolean).</p> <p>Call <code>setPropertyResolved(true)</code> on the argument <code>ELContext</code>.</p> <p>Get the <code>ELContext</code> from the <code>FacesContext</code>.</p> <p>Get the head of the <code>propertyResolver</code> chain.</p> <p>If base is a <code>List</code> or java language array, coerce the property to an <code>int</code> and call the corresponding method on the head of the property resolver chain that takes an <code>int</code> for property, returning the result (except in the case of <code>setValue()</code>).</p> <p>Otherwise, call the corresponding method on the head of the property resolver chain that takes an <code>Object</code> for property, returning the result (except in the case of <code>setValue()</code>).</p> <p>If an <code>Exception</code> is thrown by calling the above methods on the <code>PropertyResolver</code> chain, catch it, call <code>setPropertyResolved(false)</code> on the argument <code>ELContext</code>, and rethrow the <code>Exception</code> wrapped (snuggly) in a <code>jakarta.el.ELException</code>.</p>
<i>getFeatureDescriptors</i>	return null;
<i>getCommonPropertyType</i>	If base is null, return null.
<i>e</i>	If base is non-null, return <code>Object.class</code> .

#### 5.6.1.8. ELResolvers from `Application.addELResolver()`

Any such resolvers are considered at this point in the *Faces ELResolver for Jakarta Server Pages Pages* in the order in which they were added.

### 5.6.2. ELResolver for Facelets and Programmatic Access

This section documents the requirements for the second *ELResolver* mentioned in [ELResolver Instances Provided by Faces](#), the one that is used for Facelets and for programmatic expression evaluation from Faces java code.

The implementation for the *ELResolver for Programmatic Access* is described as a set of *ELResolvers* inside of a *CompositeELResolver* instance, but any implementation strategy is permissible as long as the semantics are preserved. .

This diagram shows the set of *ELResolver* instances that must be added to the *ELResolver for Programmatic Access*. This instance must be returned from `Application.getELResolver()` and

`FacesContext.getELContext().getELResolver()`. It also shows the order in which they must be added. [P1-state there are 12 methods in the below tables that can be tested for assertion. The remainder of the section is covered by the tests in 5.6.1][P1-end]

### *ELResolver for Facelets and Programmatic Access*



The semantics of each *ELResolver* are given below, either in tables that describe what must be done to implement each particular method on *ELResolver*, in prose when such a table is inappropriate, or as a reference to another section where the semantics are exactly the same.

#### 5.6.2.1. Implicit Object ELResolver for Facelets and Programmatic Access

This resolver differs from the one in the [Faces Implicit Object ELResolver For Jakarta Server Pages](#) in that it must resolve all of the implicit objects, not just *facesContext* and *view*

*Table 9. ImplicitObjectELResolver for Programmatic Access*



ELResolver method	implementation requirements																																												
<i>getValue</i>	<p>If base is non-null, return null.</p> <p>If base is null and property is null, throw <code>PropertyNotFoundException</code>.</p> <p>If base is null and property is a String equal to <i>implicitObject</i>, call <code>setPropertyResolved(true)</code> on the argument <code>ELContext</code> and return <i>result</i>, where <i>implicitObject</i> and <i>result</i> are as follows:</p>																																												
	<table border="1"> <thead> <tr> <th data-bbox="480 474 776 527"><i>implicitObject</i></th> <th data-bbox="776 474 1482 527"><i>result</i></th> </tr> </thead> <tbody> <tr> <td data-bbox="480 527 776 579">application</td> <td data-bbox="776 527 1482 579"><code>externalContext.getContext()</code></td> </tr> <tr> <td data-bbox="480 579 776 632">applicationScope</td> <td data-bbox="776 579 1482 632"><code>externalContext.getApplicationMap()</code></td> </tr> <tr> <td data-bbox="480 632 776 684">cookie</td> <td data-bbox="776 632 1482 684"><code>externalContext.getRequestCookieMap()</code></td> </tr> <tr> <td data-bbox="480 684 776 737">facesContext</td> <td data-bbox="776 684 1482 737">the <code>FacesContext</code> for this request</td> </tr> <tr> <td data-bbox="480 737 776 936">component</td> <td data-bbox="776 737 1482 936">the top of the stack of <code>UIComponent</code> instances, as pushed via calls to <code>UIComponent.pushComponentToEL()</code>. See <a href="#">Lifecycle Management Methods</a></td> </tr> <tr> <td data-bbox="480 936 776 1031">flowScope</td> <td data-bbox="776 936 1482 1031"><code>facesContext.getApplication().getFlowHandler().getCurrentFlowScope()</code></td> </tr> <tr> <td data-bbox="480 1031 776 1125">cc</td> <td data-bbox="776 1031 1482 1125">the current composite component relative to the declaring page in which the expression appears.</td> </tr> <tr> <td data-bbox="480 1125 776 1178">flash</td> <td data-bbox="776 1125 1482 1178"><code>externalContext.getFlash()</code></td> </tr> <tr> <td data-bbox="480 1178 776 1230">header</td> <td data-bbox="776 1178 1482 1230"><code>externalContext.getRequestHeaderMap()</code></td> </tr> <tr> <td data-bbox="480 1230 776 1283">headerValues</td> <td data-bbox="776 1230 1482 1283"><code>externalContext.getRequestHeaderValuesMap()</code></td> </tr> <tr> <td data-bbox="480 1283 776 1335">initParam</td> <td data-bbox="776 1283 1482 1335"><code>externalContext.getInitParameterMap()</code></td> </tr> <tr> <td data-bbox="480 1335 776 1388">param</td> <td data-bbox="776 1335 1482 1388"><code>externalContext.getRequestParameterMap()</code></td> </tr> <tr> <td data-bbox="480 1388 776 1440">paramValues</td> <td data-bbox="776 1388 1482 1440"><code>externalContext.getRequestParameterValuesMap()</code></td> </tr> <tr> <td data-bbox="480 1440 776 1493">request</td> <td data-bbox="776 1440 1482 1493"><code>externalContext.getRequest()</code></td> </tr> <tr> <td data-bbox="480 1493 776 1545">requestScope</td> <td data-bbox="776 1493 1482 1545"><code>externalContext.getRequestMap()</code></td> </tr> <tr> <td data-bbox="480 1545 776 1598">resource</td> <td data-bbox="776 1545 1482 1598"><code>facesContext.getApplication().getResourceHandler()</code></td> </tr> <tr> <td data-bbox="480 1598 776 1650">session</td> <td data-bbox="776 1598 1482 1650"><code>externalContext.getSession()</code></td> </tr> <tr> <td data-bbox="480 1650 776 1703">sessionScope</td> <td data-bbox="776 1650 1482 1703"><code>externalContext.getSessionMap()</code></td> </tr> <tr> <td data-bbox="480 1703 776 1755">view</td> <td data-bbox="776 1703 1482 1755"><code>facesContext.getViewRoot()</code></td> </tr> <tr> <td data-bbox="480 1755 776 1808">viewScope</td> <td data-bbox="776 1755 1482 1808"><code>facesContext.getViewRoot().getViewMap()</code></td> </tr> <tr> <td data-bbox="480 1808 776 1860">resource</td> <td data-bbox="776 1808 1482 1860"><code>facesContext.getApplication().getResourceHandler()</code></td> </tr> </tbody> </table>	<i>implicitObject</i>	<i>result</i>	application	<code>externalContext.getContext()</code>	applicationScope	<code>externalContext.getApplicationMap()</code>	cookie	<code>externalContext.getRequestCookieMap()</code>	facesContext	the <code>FacesContext</code> for this request	component	the top of the stack of <code>UIComponent</code> instances, as pushed via calls to <code>UIComponent.pushComponentToEL()</code> . See <a href="#">Lifecycle Management Methods</a>	flowScope	<code>facesContext.getApplication().getFlowHandler().getCurrentFlowScope()</code>	cc	the current composite component relative to the declaring page in which the expression appears.	flash	<code>externalContext.getFlash()</code>	header	<code>externalContext.getRequestHeaderMap()</code>	headerValues	<code>externalContext.getRequestHeaderValuesMap()</code>	initParam	<code>externalContext.getInitParameterMap()</code>	param	<code>externalContext.getRequestParameterMap()</code>	paramValues	<code>externalContext.getRequestParameterValuesMap()</code>	request	<code>externalContext.getRequest()</code>	requestScope	<code>externalContext.getRequestMap()</code>	resource	<code>facesContext.getApplication().getResourceHandler()</code>	session	<code>externalContext.getSession()</code>	sessionScope	<code>externalContext.getSessionMap()</code>	view	<code>facesContext.getViewRoot()</code>	viewScope	<code>facesContext.getViewRoot().getViewMap()</code>	resource	<code>facesContext.getApplication().getResourceHandler()</code>
	<i>implicitObject</i>	<i>result</i>																																											
	application	<code>externalContext.getContext()</code>																																											
	applicationScope	<code>externalContext.getApplicationMap()</code>																																											
	cookie	<code>externalContext.getRequestCookieMap()</code>																																											
	facesContext	the <code>FacesContext</code> for this request																																											
	component	the top of the stack of <code>UIComponent</code> instances, as pushed via calls to <code>UIComponent.pushComponentToEL()</code> . See <a href="#">Lifecycle Management Methods</a>																																											
	flowScope	<code>facesContext.getApplication().getFlowHandler().getCurrentFlowScope()</code>																																											
	cc	the current composite component relative to the declaring page in which the expression appears.																																											
	flash	<code>externalContext.getFlash()</code>																																											
	header	<code>externalContext.getRequestHeaderMap()</code>																																											
	headerValues	<code>externalContext.getRequestHeaderValuesMap()</code>																																											
	initParam	<code>externalContext.getInitParameterMap()</code>																																											
	param	<code>externalContext.getRequestParameterMap()</code>																																											
	paramValues	<code>externalContext.getRequestParameterValuesMap()</code>																																											
	request	<code>externalContext.getRequest()</code>																																											
	requestScope	<code>externalContext.getRequestMap()</code>																																											
	resource	<code>facesContext.getApplication().getResourceHandler()</code>																																											
	session	<code>externalContext.getSession()</code>																																											
	sessionScope	<code>externalContext.getSessionMap()</code>																																											
	view	<code>facesContext.getViewRoot()</code>																																											
viewScope	<code>facesContext.getViewRoot().getViewMap()</code>																																												
resource	<code>facesContext.getApplication().getResourceHandler()</code>																																												
<p>If base is null, and property doesn't match one of the above <i>implicitObjects</i>, return null.</p>																																													

ELResolver method	implementation requirements
<i>getType</i>	<p>If base is non-null, return null.</p> <p>If base is null and property is null, throw <code>PropertyNotFoundException</code>.</p> <p>If base is null and property is a String equal to “application”, “component”, “cc”, “cookie”, “facesContext”, “header”, “headerValues”, “initParam”, “param”, “paramValues”, “request”, “resource”, “session”, or “view”, call <code>setPropertyResolved(true)</code> on the argument <code>ELContext</code> and return null to indicate that no types are accepted to <code>setValue()</code> for these attributes.</p> <p>If base is null and property is a String equal to “requestScope”, “sessionScope”, or “applicationScope”, call <code>setPropertyResolved(true)</code> on the argument <code>ELContext</code> and return null.</p> <p>Otherwise, null;</p>
<i>setValue</i>	<p>If base is non-null, return null.</p> <p>If base is null and property is null, throw <code>PropertyNotFoundException</code>.</p> <p>If base is null and property is a String equal to “applicationScope”, “requestScope”, “sessionScope”, “application”, “component”, “cc”, “cookie”, “facesContext”, “header”, “headerValues”, “initParam”, “param”, “paramValues”, “request”, “resource”, “session”, or “view”, throw <code>jakarta.el.PropertyNotWritableException</code>, since these implicit objects are read-only.</p> <p>Otherwise return null.</p>
<i>isReadOnly</i>	<p>If base is non-null, return (or false if the method returns boolean).</p> <p>If base is null and property is null, throw <code>PropertyNotFoundException</code>.</p> <p>If base is null and property is a String equal to “applicationScope”, “component”, “cc”, “requestScope”, “sessionScope”, “application”, “cookie”, “facesContext”, “header”, “headerValues”, “initParam”, “param”, “paramValues”, “request”, “resource”, “session”, or “view”, call <code>setPropertyResolved(true)</code> on the argument <code>ELContext</code> and return true.</p> <p>Otherwise return null.</p>



ELResolver method	implementation requirements																																				
<i>getFeatureDescriptors</i>	<p data-bbox="472 155 883 1904">If base is non-null, return null.</p> <p data-bbox="472 233 1487 646">If base is null, return an Iterator containing 17 <code>java.beans.FeatureDescriptor</code> instances, one for each of the following properties: <code>application</code>, <code>component</code>, <code>cc</code>, <code>cookie</code>, <code>facesContext</code>, <code>header</code>, <code>headerValues</code>, <code>initParam</code>, <code>param</code>, <code>paramValues</code>, <code>request</code>, <code>resource</code>, <code>session</code>, <code>view</code>, <code>applicationScope</code>, <code>sessionScope</code>, and <code>requestScope</code>. It is required that all of these <code>FeatureDescriptor</code> instances set <code>Boolean.TRUE</code> as the value of the <code>ELResolver.RESOLVABLE_AT_DESIGN_TIME</code> attribute. For the name and short of <code>FeatureDescriptor</code>, return the implicit object name. The appropriate Class must be stored as the value of the <code>ELResolver.TYPE</code> attribute as follows:</p> <table border="1" data-bbox="472 680 1487 1724"> <thead> <tr> <th data-bbox="472 680 776 737">implicitObject</th> <th data-bbox="781 680 1487 737">ELResolver.TYPE value</th> </tr> </thead> <tbody> <tr> <td data-bbox="472 743 776 800">application</td> <td data-bbox="781 743 1487 800">Object.class</td> </tr> <tr> <td data-bbox="472 806 776 863">applicationScope</td> <td data-bbox="781 806 1487 863">Map.class</td> </tr> <tr> <td data-bbox="472 869 776 926">component</td> <td data-bbox="781 869 1487 926">UIComponent.class</td> </tr> <tr> <td data-bbox="472 932 776 989">cc</td> <td data-bbox="781 932 1487 989">UIComponent.class</td> </tr> <tr> <td data-bbox="472 995 776 1052">cookie</td> <td data-bbox="781 995 1487 1052">Map.class</td> </tr> <tr> <td data-bbox="472 1058 776 1115">facesContext</td> <td data-bbox="781 1058 1487 1115">FacesContext.class</td> </tr> <tr> <td data-bbox="472 1121 776 1178">header</td> <td data-bbox="781 1121 1487 1178">Map.class</td> </tr> <tr> <td data-bbox="472 1184 776 1241">headerValues</td> <td data-bbox="781 1184 1487 1241">Map.class</td> </tr> <tr> <td data-bbox="472 1247 776 1304">initParam</td> <td data-bbox="781 1247 1487 1304">Map.class</td> </tr> <tr> <td data-bbox="472 1310 776 1367">param</td> <td data-bbox="781 1310 1487 1367">Map.class</td> </tr> <tr> <td data-bbox="472 1373 776 1430">paramValues</td> <td data-bbox="781 1373 1487 1430">Map.class</td> </tr> <tr> <td data-bbox="472 1436 776 1493">request</td> <td data-bbox="781 1436 1487 1493">Object.class</td> </tr> <tr> <td data-bbox="472 1499 776 1556">resource</td> <td data-bbox="781 1499 1487 1556">Object.class</td> </tr> <tr> <td data-bbox="472 1562 776 1619">requestScope</td> <td data-bbox="781 1562 1487 1619">Map.class</td> </tr> <tr> <td data-bbox="472 1625 776 1682">session</td> <td data-bbox="781 1625 1487 1682">Object.class</td> </tr> <tr> <td data-bbox="472 1688 776 1745">sessionScope</td> <td data-bbox="781 1688 1487 1745">Map.class</td> </tr> <tr> <td data-bbox="472 1751 776 1808">view</td> <td data-bbox="781 1751 1487 1808">UIViewRoot.class</td> </tr> </tbody> </table> <p data-bbox="472 1759 1487 1877">The <code>shortDescription</code> must be a suitable description depending on the implementation. The <code>expert</code> and <code>hidden</code> properties must be false. The <code>preferred</code> property must be true.</p>	implicitObject	ELResolver.TYPE value	application	Object.class	applicationScope	Map.class	component	UIComponent.class	cc	UIComponent.class	cookie	Map.class	facesContext	FacesContext.class	header	Map.class	headerValues	Map.class	initParam	Map.class	param	Map.class	paramValues	Map.class	request	Object.class	resource	Object.class	requestScope	Map.class	session	Object.class	sessionScope	Map.class	view	UIViewRoot.class
implicitObject	ELResolver.TYPE value																																				
application	Object.class																																				
applicationScope	Map.class																																				
component	UIComponent.class																																				
cc	UIComponent.class																																				
cookie	Map.class																																				
facesContext	FacesContext.class																																				
header	Map.class																																				
headerValues	Map.class																																				
initParam	Map.class																																				
param	Map.class																																				
paramValues	Map.class																																				
request	Object.class																																				
resource	Object.class																																				
requestScope	Map.class																																				
session	Object.class																																				
sessionScope	Map.class																																				
view	UIViewRoot.class																																				

ELResolver method	implementation requirements
<i>getCommonPropertyType</i>	If base is non-null, return null.  If base is null and return String.class

### 5.6.2.2. Composite Component Attributes ELResolver

This ELResolver makes it so expressions that refer to the attributes of a composite component get correctly evaluated. For example, the expression `#{cc.attrs.usernameLabel}` says, “find the current composite component, call its *getAttributes()* method, within the returned *Map* look up the value under the key “usernameLabel”. If the value is a *ValueExpression*, call *getValue()* on it and the result is returned as the evaluation of the expression. Otherwise, if the value is *not* a *ValueExpression* the value itself is returned as the evaluation of the expression.”

Table 10. Composite Component Attributes ELResolver

ELResolver method	implementation requirements
<i>getValue</i>	<p>If base is non-null, is an instance of <i>UIComponent</i>, is a composite component, and property is non-null and is equal to the string “attrs”, return a <i>Map</i> implementation with the following characteristics.</p> <p>Wrap the attributes map of the composite component and delegate all calls to the composite component attributes map with the following exceptions:</p> <p><i>get()</i>, <i>put()</i>, and <i>containsKey()</i> are required to be supported.</p> <p><i>get()</i>: if the result of calling <i>get()</i> on the component attributes map is null, and a default value was declared in the composite component metadata, the value will be a <i>ValueExpression</i>. Evaluate it and return it. Otherwise, simply return the value from the component attributes map.</p> <p><i>put()</i>: Call <i>getValueExpression()</i> on the component. If this returns non-null, call <i>setValue()</i> on it, passing the value argument as the last argument. Otherwise, simply call through to <i>put</i> on the component attributes map.</p> <p><i>containsKey()</i>: If the attributes map contains the key, return true. Otherwise, if a default value has been declared for the attribute, return true. Otherwise, return false.</p> <p>The <i>Map</i> implementation must also implement the interface <code>jakarta.faces.el.CompositeComponentExpressionHolder</code>.</p> <p>Otherwise, take no action.</p>

ELResolver method	implementation requirements
<i>getType</i>	If the base argument to <code>getType()</code> is not an instance of the composite component attributes map or the property argument to <code>getType()</code> is not an instance of <code>java.lang.String</code> , return null. Otherwise, check the top level component's <code>ValueExpression</code> collection for an expression under the name given by the property argument to <code>getType()</code> . If the expression exists, call <code>getType()</code> on the expression. If the property argument to <code>getType()</code> is not empty, search the composite component's metadata for a declared type on a <code>&lt;composite:attribute&gt;</code> whose name matches the property argument to <code>getType()</code> . If the expression and the metadata both yield results, the metadata takes precedence ONLY if it provides a narrower result than does the expression, i.e. expression type is assignable from metadata type. If the metadata result does take precedence, call <code>ELContext.setPropertyResolved(true)</code> . Otherwise, return whichever result was available, or null.
<i>setValue</i>	Take no action.
<i>isReadOnly</i>	Take no action and return true.
<i>getFeatureDescriptors</i>	Take no action.
<i>getCommonPropertyType</i>	Return <code>String.class</code>

### 5.6.2.3. The CompositeELResolver

As indicated in [ELResolver for Facelets and Programmatic Access](#), following the `ImplicitObjectELResolver`, the semantics obtained by adding a `CompositeELResolver` must be inserted here. This `ELResolver` contains the following `ELResolvers`, described in the referenced sections.

1. [ELResolvers in the application configuration resources](#)
2. [VariableResolver Chain Wrapper](#)
3. [PropertyResolver Chain Wrapper](#)
4. [ELResolvers from Application.addELResolver\(\)](#)

### 5.6.2.4. ManagedBean ELResolver

This resolver has the same semantics as the one in [ManagedBean ELResolver](#).

### 5.6.2.5. Resource ELResolver

This resolver is a means by which `Resource` instances are encoded into a faces request such that a subsequent faces resource request from the browser can be satisfied using the `ResourceHandler` as described in [Resource Handling](#).

Table 11. `ResourceELResolver`

ELResorver method	implementation requirements
<i>getValue</i>	<p>If base and property are not null, and base is an instance of ResourceHandler (as will be the case with an expression such as <code>#\{resource['ajax.js']}</code>), perform the following. (Note: This is possible due to the ImplicitObjectELResolver returning the ResourceHandler, see <a href="#">Implicit Object ELResolver for Facelets and Programmatic Access</a>)</p> <ul style="list-style-type: none"> <li>• If <i>property</i> does not contain a colon character “:”, treat <i>property</i> as the <i>resourceName</i> and pass <i>property</i> to <i>ResourceHandler.createResource(resourceName)</i>.</li> <li>• If <i>property</i> contains a single colon character “:”, treat the content before the “:” as the <i>libraryName</i> and the content after the “:” as the <i>resourceName</i> and pass both to <i>ResourceHandler.createResource(resourceName, libraryName)</i>. If the value of <i>libraryName</i> is the literal string “this” (without the quotes), discover the library name of the current resource (or the contract name of the current resource, the two are mutually exclusive) and replace “this” with that library name (or contract name) before calling <i>ResourceHandler.createResource()</i>. In the case of resource library contracts, <i>libraryName</i> will actually be the contract name.</li> <li>• If <i>property</i> contains more than one colon character “:”, throw a localized <i>ELException</i>, including <i>property</i>.</li> </ul> <p>If one of the above steps results in the creation of a non-null Resource instance, call <code>ELContext.setPropertyResolved(true)</code>. Call the <code>getRequestPath()</code> method on the Resource instance, pass the result through <code>ExternalContext.encodeResourceUrl()</code> and return the result.</p>
<i>getType</i>	Return null. This resolver only performs lookups.
<i>setValue</i>	Take no action.
<i>isReadOnly</i>	Return false in all cases.
<i>getFeatureDescriptors</i>	Return null.
<i>getCommonPropertyType</i>	<p>If base is non-null, return null.</p> <p>If base is null, return <code>Object.class</code>.</p>

### 5.6.2.6. el.ResourceBundleELResolver

This entry in the chain must have the semantics the same as the class `jakarta.el.ResourceBundleELResolver`. The default implementation just includes an instance of this resolver in the chain.

### 5.6.2.7. ResourceBundle ELResolver for Programmatic Access

This resolver has the same semantics as the one in [ResourceBundle ELResolver for Jakarta Server Pages pages](#).

### 5.6.2.8. Stream, StaticField, Map, List, Array, and Bean ELResolvers

These ELResolver instances are provided by the Jakarta Expression Language API and must be added in the following order:

[P1-start\_EL\_3\_0] If running on a container that supports Jakarta Expression Language 4.0 or higher: The return from `ExpressionFactory.getStreamELResolver`, `jakarta.el.StaticFieldELResolver`. [P1-end\_EL\_3\_0]

`jakarta.el.MapELResolver`, `jakarta.el.ListELResolver`, `jakarta.el.ArrayELResolver`, `jakarta.el.BeanELResolver`. These actual ELResolver instances must be added. It is not compliant to simply add other resolvers that preserve these semantics.

### 5.6.2.9. ScopedAttribute ELResolver

This ELResolver is responsible for doing the scoped lookup that makes it possible for expressions to pick up anything stored in the request, session, or application scopes by name.

*Table 12. Scoped Attribute ELResolver*

ELResorver method	implementation requirements
<i>getValue</i>	<p>If base is non-null, return null.</p> <p>If base is null and property is null, throw <code>PropertyNotFoundException</code>.</p> <p>Use the argument <code>property</code> as the key in a call to <code>externalContext.getRequestMap().get()</code>. If this returns non-null, call <code>setPropertyResolved(true)</code> on the argument <code>ELContext</code> and return the value.</p> <p>Use the argument <code>property</code> as the key in a call to <code>facesContext.getViewRoot().getViewMap().get()</code> (accounting for the potential for null returns safely). If this returns non-null, call <code>setPropertyResolved(true)</code> on the argument <code>ELContext</code> and return the value.</p> <p>Use the argument <code>property</code> as the key in a call to <code>externalContext.getSessionMap().get()</code>. If this returns non-null, call <code>setPropertyResolved(true)</code> on the argument <code>ELContext</code> and return the value.</p> <p>Use the argument <code>property</code> as the key in a call to <code>externalContext.getApplicationMap().get()</code>. If this returns non-null, call <code>setPropertyResolved(true)</code> on the argument <code>ELContext</code> and return the value.</p> <p>Otherwise call <code>setPropertyResloved(true)</code> and return null;</p>
<i>getType</i>	<p>If base is non-null, return null.</p> <p>If base is null and property is null, throw <code>PropertyNotFoundException</code>.</p> <p>Otherwise, <code>setPropertyResolved(true)</code> and return <code>Object.class</code> to indicate that any type is permissable to pass to a call to <code>setValue()</code>.</p>
<i>setValue</i>	<p>If base is non-null, return null.</p> <p>If base is null and property is null, throw <code>PropertyNotFoundException</code>.</p> <p>Consult the Maps for the request, session, and application, in order, looking for an entry under the key <code>property</code>. If found, replace that entry with argument <code>value</code>. If not found, call <code>externalContext.getRequestMap().put(property, value)</code>.</p> <p>Call <code>setPropertyResolved(true)</code> and return;</p>
<i>isReadOnly</i>	<p>If base is false, <code>setPropertyResolved(true)</code> return false;</p> <p>Otherwise, return false;</p>

ELResolver method	implementation requirements
<i>getFeatureDescriptors</i>	<p>If base is non-null, return null.</p> <p>If base is null, return an Iterator of <code>java.beans.FeatureDescriptor</code> instances for all attributes in all scopes. The <code>FeatureDescriptor</code> name and <code>shortName</code> is the name of the scoped attribute. The actual runtime type of the attribute must be stored as the value of the <code>ELResolver.TYPE</code> attribute. <code>Boolean.TRUE</code> must be set as the value of the <code>ELResolver.RESOLVABLE_AT_DESIGN_TIME</code> attribute. The <code>shortDescription</code> must be a suitable description depending on the implementation. The <code>expert</code> and <code>hidden</code> properties must be false. The <code>preferred</code> property must be true.</p>
<i>getCommonPropertyType</i>	<p>If base is non-null, return null.</p> <p>If base is null return <code>String.class</code>.</p>

### 5.6.3. CDI for Expression Language Resolution

If the any of the managed beans in the application have the `@jakarta.faces.annotation.FacesConfig` annotation, the `ImplicitObjectELResolver` from [Implicit Object ELResolver for Facelets and Programmatic Access](#) is not present in the chain. Instead, CDI is used to perform Expression Language resolution in the same manner is in [ImplicitObjectELResolver for Programmatic Access](#) with the following additional implicit objects:

- `externalContext`
- the current `ExternalContext` from the current `FacesContext`

## 5.7. Current Expression Evaluation APIs

### 5.7.1. ELResolver

This class is the Jakarta Expression Language's answer to Faces's `VariableResolver` and `PropertyResolver`. It turns out that variable resolution can be seen as a special case of property resolution with the base object being `null`. Please see [ELResolver](#) for more details.

### 5.7.2. ValueExpression

This class is the Jakarta Expression Language's answer to Jakarta Faces's `ValueBinding`. It is the main object oriented abstraction for an Expression Language expression that results in a value either being retrieved or set. Please see Chapter 2 of the Jakarta Expression Language Specification, Version 4.0 or higher.

### 5.7.3. MethodExpression

This class is the Jakarta Expression Language's answer to Jakarta Faces's *MethodBinding*. It is the main object oriented abstraction for an Expression Language expression that results in a method being invoked. Please see Chapter 2 of the Jakarta Expression Language Specification, Version 4.0 or higher.

### 5.7.4. Expression Evaluation Exceptions

Four exception classes are defined to report errors related to the evaluation of value exceptions:

- *jakarta.el.ELEException* (which extends *java.lang.Exception*)—used to report a problem evaluating a value exception dynamically.
- *MethodNotFoundException* (which extends *jakarta.el.ELEException*)—used to report that a requested public method does not exist in the context of evaluation of a method expression.
- *jakarta.el.PropertyNotFoundException* (which extends *jakarta.el.ELEException*)—used to report that a requested property does not exist in the context of evaluation of a value expression.
- *jakarta.el.PropertyNotWriteableException* (which extends *jakarta.el.ELEException*)—used to indicate that the requested property could not be written to when evaluating the expression.

## 5.8. Deprecated Expression Evaluation APIs

Applications written for version 1.0 and 1.1 of the Faces specification must continue to run in this version of the specification. This means deprecated APIs. This section describes the migration story for these APIs that implementations must follow to allow 1.0 and 1.1 based applications to run.

### 5.8.1. VariableResolver and the Default VariableResolver

User-provided *VariableResolver* instances will still continue to work by virtue of *VariableResolver Chain Wrapper*. The decorator pattern described in *Delegating Implementation Support* must be supported. Users wishing to affect Expression Language resolution are advised to author a custom *ELResolver* instead. These will get picked up as specified in *ELResolvers in the application configuration resources*.

The Jakarta Faces implementation must provide a default *VariableResolver* implementation that gets the *ELContext* from the argument *FacesContext* and calls *setPropertyResolved(false)* on it

The *VariableResolver* chain is no longer accessible from *Application.getVariableResolver()*. The chain must be kept in an implementation dependent manner, but accessible to the *ELResolver* described in *VariableResolver Chain Wrapper*.

### 5.8.2. PropertyResolver and the Default PropertyResolver

User-provided *PropertyResolver* instances will still continue to work by virtue of *VariableResolver Chain Wrapper*. The decorator pattern described in *Delegating Implementation Support* must be



supported. Users wishing to affect Expression Language resolution are advised to author a custom `ELResolver` instead. These will get picked up as specified in [ELResolvers in the application configuration resources](#).

The Jakarta Faces implementation must provide a default `propertyResolver` implementation that gets the `ELContext` from the argument `FacesContext` and calls `setPropertyResolved(false)` on it.

The `PropertyResolver` chain is no longer accessible from `Application.getPropertyResolver()`. The chain must be kept in an implementation dependent manner, but accessible to the `ELResolver` described in [PropertyResolver Chain Wrapper](#).

### 5.8.3. ValueBinding

The `ValueBinding` class encapsulates the actual evaluation of a value binding. Instances of `ValueBinding` for specific references are acquired from the `Application` instance by calling the `createValueBinding` method (see [Acquiring ValueBinding Instances](#)).

```
public Object getValue(FacesContext context)
    throws EvaluationException, PropertyNotFoundException;
```

Evaluate the value binding used to create this `ValueBinding` instance, relative to the specified `FacesContext`, and return the referenced value.

```
public void setValue(FacesContext context, Object value)
    throws EvaluationException, PropertyNotFoundException;
```

Evaluate the value binding used to create this `ValueBinding` instance, relative to the specified `FacesContext`, and update the referenced value to the specified new value.

```
public boolean isReadOnly(FacesContext context)
    throws EvaluationException, PropertyNotFoundException;
```

Evaluate the value binding used to create this `ValueBinding` instance, relative to the specified `FacesContext`, and return `true` if the corresponding property is known to be immutable. Otherwise, return `false`.

```
public Class getType(FacesContext context)
    throws EvaluationException, PropertyNotFoundException;
```

Evaluate the value binding used to create this `ValueBinding` instance, relative to the specified `FacesContext`, and return the `Class` that represents the data type of the referenced value, if it can be determined. Otherwise, return `null`.

### 5.8.4. MethodBinding

The *MethodBinding* class encapsulates the actual evaluation of a method binding. Instances of *MethodBinding* for specific references are acquired from the *Application* instance by calling the *createMethodBinding()* method. Note that instances of *MethodBinding* are immutable, and contain no references to a *FacesContext* (which is passed in as a parameter when the reference binding is evaluated).

```
public Object invoke(FacesContext context, Object params[])
    throws EvaluationException, MethodNotFoundException;
```

Evaluate the method binding (see [MethodExpression Syntax and Semantics](#)) and call the identified method, passing the specified parameters. Return any value returned by the invoked method, or return *null* if the invoked method is of type *void*.

```
public Class getType(FacesContext context) throws MethodNotFoundException;
```

Evaluate the method binding (see [MethodExpression Syntax and Semantics](#)) and return the *Class* representing the return type of the identified method. If this method is of type *void*, return *null* instead.

### 5.8.5. Expression Evaluation Exceptions

Four exception classes are defined to report errors related to the evaluation of value exceptions [Note that these exceptions are deprecated]:

- *EvaluationException* (which extends *FacesException*)—used to report a problem evaluating a value exception dynamically.
- *MethodNotFoundException* (which extends *EvaluationException*)—used to report that a requested public method does not exist in the context of evaluation of a method expression.
- *PropertyNotFoundException* (which extends *EvaluationException*)—used to report that a requested property does not exist in the context of evaluation of a value expression.
- *ReferenceSyntaxException* (which extends *EvaluationException*)—used to report a syntax error in a value exception.

## 5.9. CDI Integration

Jakarta Faces must run in a container that supports CDI version 3.0 or higher. This requirement allows CDI to provide all the functionality of the managed bean facility from [The Managed Bean Facility](#) and [Managed Bean Annotations](#) but in a better integrated way with the rest of the Jakarta EE platform. Delegating these features to CDI allows them to evolve independently of Jakarta Faces. The remainder of this section specifies some details of CDI integration pertinent to Jakarta Faces.

### 5.9.1. Jakarta Faces Objects Valid for @Inject Injection

It must be possible to inject the following Jakarta Faces objects into other objects using *@Inject*.

#### *Maps Returned by Various Jakarta Faces Accessors*

The annotations in package *jakarta.faces.annotation* are used to cause *@Inject* injection of the corresponding *Map* into a field. Generics may be used.

#### *Jakarta Faces Objects*

It must be possible to *@Inject* the following Jakarta Faces and Jakarta EE objects into CDI beans.

- *jakarta.faces.application.ResourceHandler*
- *jakarta.faces.context.ExternalContext*
- *jakarta.faces.context.FacesContext*
- *jakarta.faces.context.Flash*
- *jakarta.servlet.http.HttpSession*

#### *Support for Injection into Jakarta Faces Managed Objects*

It must be possible to use *@Inject* when specifying the following kinds of Jakarta Faces managed objects.

- Validators declared with *@jakarta.faces.validator.FacesValidator(managed="true")*
- Converters declared with *@jakarta.faces.convert.FacesConverter(managed="true")*
- FacesBehaviors declared with *@jakarta.faces.component.behavior.FacesBehavior(managed="true")*

### 5.9.2. Expression Language Resolution

The following implicit objects must be resolved using CDI

- application
- cc
- component
- facesContext
- flash
- flowScope
- header
- headerValues
- initParam
- param

- paramValues
- session
- view
- viewScope

# Chapter 6. Per-Request State Information

During request processing for a Jakarta Faces page, a context object is used to represent request-specific information, as well as provide access to services for the application. This chapter describes the classes which encapsulate this contextual information.

## 6.1. FacesContext

Jakarta Faces defines the *jakarta.faces.context.FacesContext* abstract base class for representing all of the contextual information associated with processing an incoming request, and creating the corresponding response. A *FacesContext* instance is created by the Jakarta Faces implementation, prior to beginning the request processing lifecycle, by a call to the *getFacesContext* method of *FacesContextFactory*, as described in [FacesContextFactory](#). When the request processing lifecycle has been completed, the Jakarta Faces implementation will call the *release* method, which gives Jakarta Faces implementations the opportunity to release any acquired resources, as well as to pool and recycle *FacesContext* instances rather than creating new ones for each request.

### 6.1.1. Application

```
public Application getApplication();
```

[P1-start-application]The Jakarta Faces implementation must ensure that the *Application* instance for the current web application is available via this method, as a convenient alternative to lookup via an *ApplicationFactory*. [P1-end]

### 6.1.2. Attributes

```
public Map<Object, Object> getAttributes();
```

[P1-start-attributes]Return a mutable *Map* representing the attributes associated with this *FacesContext* instance. This *Map* is useful to store attributes that you want to go out of scope when the Faces lifecycle for the current request ends, which is not always the same as the request ending, especially in the case of *Servlet* filters that are invoked after the Faces lifecycle for this request completes. Accessing this *Map* does not cause any events to fire, as is the case with the other maps: for request, session, and application scope. [P1-end]

### 6.1.3. ELContext

```
public ELContext getELContext();
```

Return the *ELContext* instance for this *FacesContext* instance. This *ELContext* instance has the same

lifetime and scope as the *FacesContext* instance with which it is associated, and may be created lazily the first time this method is called for a given *FacesContext* instance. [P1-start-elcontext]Upon creation of the *ELContext* instance, the implementation must take the following action:

- Call the *ELContext.putContext(java.lang.Class, java.lang.Object)* method on the instance, passing in *FacesContext.class* and the *this* reference for the *FacesContext* instance itself.
- If the *Collection* returned by *jakarta.faces.Application.getELContextListeners()* is non-empty, create an instance of *ELContextEvent* and pass it to each *ELContextListener* instance in the *Collection* by calling the *ELContextListener.contextCreated(jakarta.el.ELContextEvent)* method.[P1-end]

### 6.1.4. ExternalContext

It is sometimes necessary to interact with APIs provided by the containing environment in which the Jakarta Server Faces application is running. In most cases this is the servlet API, but it is also possible for a Jakarta Server Faces application to run inside of a portlet. Jakarta Server Faces provides the *ExternalContext* abstract class for this purpose. [P1-start-externalContext]This class must be implemented along with the *FacesContext* class, and must be accessible via the *getExternalContext* method in *FacesContext*. [P1-end]

```
public ExternalContext getExternalContext();
```

[P1-start externalContext during Init] The default implementation must return a valid value when this method is called during startup time. See the javadocs for this method for the complete specification. [P1-end]

The *ExternalContext* instance provides immediate access to all of the components defined by the containing environment (servlet or portlet) within which a Jakarta Faces-based web application is deployed. The following table lists the container objects available from *ExternalContext*. Note that the Access column refers to whether the returned object is mutable. None of the properties may be set through *ExternalContext*. itself.

Name	Access	Type	Description
<i>applicationMap</i>	RW	<i>java.util.Map</i>	The application context attributes for this application.
<i>authType</i>	RO	<i>String</i>	The method used to authenticate the currently logged on user (if any).
<i>context</i>	RW	<i>Object</i>	The application context object for this application.
<i>initParameterMap</i>	RO	<i>java.util.Map</i>	The context initialization parameters for this application
<i>remoteUser</i>	RO	<i>String</i>	The login name of the currently logged in user (if any).

Name	Access	Type	Description
<i>request</i>	RW	<i>Object</i>	The request object for this request.
<i>requestContextPath</i>	RO	<i>String</i>	The context path for this application.
<i>requestCookieMap</i>	RO	<i>java.util.Map</i>	The cookies included with this request.
<i>requestHeaderMap</i>	RO	<i>java.util.Map</i>	The HTTP headers included with this request (value is a String).
<i>requestHeaderValuesMap</i>	RO	<i>java.util.Map</i>	The HTTP headers included with this request (value is a String array).
<i>requestLocale</i>	RW	<i>java.util.Locale</i>	The preferred Locale for this request.
<i>requestLocales</i>	RW	<i>java.util.Iterator</i>	The preferred Locales for this request, in descending order of preference.
<i>requestMap</i>	RW	<i>java.util.Map</i>	The request scope attributes for this request.
<i>requestParameterMap</i>	RO	<i>java.util.Map</i>	The request parameters included in this request (value is a String).
<i>requestParameterNames</i>	RO	<i>Iterator</i>	The set of request parameter names included in this request.
<i>requestParameterValuesMap</i>	RO	<i>java.util.Map</i>	The request parameters included in this request (value is a String array).
<i>requestPathInfo</i>	RO	<i>String</i>	The extra path information from the request URI for this request.
<i>requestServletPath</i>	RO	<i>String</i>	The servlet path information from the request URI for this request.
<i>response</i>	RW	<i>Object</i>	The response object for the current request.
<i>sessionMap</i>	RW	<i>java.util.Map</i>	The session scope attributes for this request <sup>5</sup> .
<i>userPrincipal</i>	RO	<i>java.security.Principal</i>	The Principal object containing the name of the currently logged on user (if any).

See the JavaDocs for the normative specification.

#### 6.1.4.1. Flash

The *Flash* provides a way to pass temporary objects between the user views generated by the faces lifecycle. Anything one places in the flash will be exposed to the next view encountered by the same user session and then cleared out..

Name	Access	Type	Description
<i>flash</i>	R	<i>Flash</i>	See the javadocs for the complete specification.

### 6.1.5. ViewRoot

```
public UIViewRoot getViewRoot();
public void setViewRoot(UIViewRoot root);
```

During the *Restore View* phase of the request processing lifecycle, the state management subsystem of the Jakarta Faces implementation will identify the component tree (if any) to be used during the inbound processing phases of the lifecycle, and call *setViewRoot()* to establish it.

### 6.1.6. Message Queue

```
public void addMessage(String clientId, FacesMessage message);
```

During the *Apply Request Values*, *Process Validations*, *Update Model Values*, and *Invoke Application* phases of the request processing lifecycle, messages can be queued to either the component tree as a whole (if *clientId* is *null*), or related to a specific component based on its client identifier.

```
public Iterator<String> getClientIdsWithMessages();
public Severity getMaximumSeverity();
public Iterator<FacesMessage> getMessages(String clientId);
public Iterator<FacesMessage> getMessages();
```

[P1-start-messageQueue]The *getClientIdsWithMessages()* method must return an *Iterator* over the client identifiers for which at least one *Message* has been queued. This method must be implemented so the *clientId*s are returned in the order of calls to *addMessage()*. [P1-end] The *getMaximumSeverity()* method returns the highest severity level on any *Message* that has been queued, regardless of whether or not the message is associated with a specific client identifier or not. The *getMessages(String)* method returns an *Iterator* over queued *Messages*, either those associated with the specified client identifier, or those associated with no client identifier if the parameter is *null*. The *getMessages()* method returns an *Iterator* over all queued *Messages*, whether or not they are associated with a particular client identifier. Both of the *getMessage()* variants must be implemented such that the messages are returned in the order in which they were added via calls to *addMessage()*.

For more information about the *Message* class, see [FacesMessage](#).

### 6.1.7. RenderKit

```
public RenderKit getRenderKit();
```

Return the *RenderKit* associated with the render kit identifier in the current *UIViewRoot* (if any).



### 6.1.8. ResponseStream and ResponseWriter

```
public ResponseStream getResponseStream();
public void setResponseStream(ResponseStream responseStream);
public ResponseWriter getResponseWriter();
public void setResponseWriter(ResponseWriter responseWriter);
public void enableResponseWriting(boolean enable);
```

Jakarta Faces supports output that is generated as either a byte stream or a character stream. *UIComponents* or *Renderers* that wish to create output in a binary format should call *getResponseStream()* to acquire a stream capable of binary output. Correspondingly, *UIComponents* or *Renderers* that wish to create output in a character format should call *getResponseWriter()* to acquire a writer capable of character output.

Due to restrictions of the underlying servlet APIs, either binary or character output can be utilized for a particular response—they may not be mixed.

Please see [ViewHandler](#) to learn when *setResponseWriter()* and *setResponseStream()* are called.

The *enableResponseWriting* method is useful to enable or disable the writing of content to the current *ResponseWriter* instance in this *FacesContext*. [P1-start-enableWriting]If the *enable* argument is false, content should not be written to the response if an attempt is made to use the current *ResponseWriter*.

### 6.1.9. Flow Control Methods

```
public void renderResponse();
public void responseComplete();
public boolean getRenderResponse();
public boolean getResponseComplete();
```

Normally, the phases of the request processing lifecycle are executed sequentially, as described in [Request Processing Lifecycle](#). However, it is possible for components, event listeners, and validators to affect this flow by calling one of these methods.

The *renderResponse()* method signals the Jakarta Faces implementation that, at the end of the current phase (in other words, after all of the processing and event handling normally performed for this phase is completed), control should be transferred immediately to the *Render Response* phase, bypassing any intervening phases that have not yet been performed. For example, an event listener for a tree control that was designed to process user interface state changes (such as expanding or contracting a node) on the server would typically call this method to cause the current page to be redisplayed, rather than being processed by the application.

The *responseComplete()* method, on the other hand, signals the Jakarta Faces implementation that the HTTP response for this request has been completed by some means other than rendering the

component tree, and that the request processing lifecycle for this request should be terminated when the current phase is complete. For example, an event listener that decided an HTTP redirect was required would perform the appropriate actions on the response object (i.e. calling *ExternalContext.redirect()*) and then call this method.

In some circumstances, it is possible that both *renderResponse()* and *responseComplete()* might have been called for the request. [P1-start-flowControl]In this case, the Jakarta Faces implementation must respect the *responseComplete()* call (if it was made) before checking to see if *renderResponse()* was called.[P1-end]

The *getRenderResponse()* and *getResponseComplete()* methods allow a Jakarta Faces-based application to determine whether the *renderResponse()* or *responseComplete()* methods, respectively, have been called already for the current request.

### 6.1.10. Partial Processing Methods

```
public PartialViewContext getPartialViewContext();
```

[P1-start-getpartialViewContext]The *getPartialViewContext()* method must return an instance of *PartialViewContext* either by creating a new instance, or returning an existing instance from the *FacesContext*. [P1-end-getpartialViewContext]

### 6.1.11. Partial View Context

The *PartialViewContext* contains the constants, properties and methods to facilitate partial view processing and partial view rendering. Refer to [Partial View Processing](#) and [Partial View Rendering](#). Refer to the JavaDocs for the *jakarta.faces.context.PartialViewContext* class for method requirements.

### 6.1.12. Access To The Current FacesContext Instance

```
public static FacesContext getCurrentInstance();
protected static void setCurrentInstance(FacesContext context);
```

Under most circumstances, Jakarta Faces components, and application objects that access them, are passed a reference to the *FacesContext* instance for the current request. However, in some cases, no such reference is available. The *getCurrentInstance()* method may be called by any Java class in the current web application to retrieve an instance of the *FacesContext* for this request. [P1-start-currentInstance]The Jakarta Faces implementation must ensure that this value is set correctly before *FacesContextFactory* returns a *FacesContext* instance, and that the value is maintained in a thread-safe manner.[P1-end]

[P1-start facesContextDuringInit] The default implementation must allow this method to be called during application startup time, before any requests have been serviced. If called during application

startup time, the instance returned must have the special properties as specified on the javadocs for `FacesContext.getCurrentInstance()` The . [P1-end]

### 6.1.13. CurrentPhaseId

The default lifecycle implementation is responsible for setting the `currentPhaseId` property on the `FacesContext` instance for this request, as specified in [Standard Request Processing Lifecycle Phases](#). The following table describes this property.

Name	Access	Type	Description
<code>currentPhaseId</code>	RW	<code>PhaseId</code>	The <code>PhaseId</code> constant for the current phase of the request processing lifecycle

### 6.1.14. ExceptionHandler

The `FacesContextFactory` ensures that each newly created `FacesContext` instance is initialized with a fresh instance of `ExceptionHandler`, created from `ExceptionHandlerFactory`. The following table describes this property.

Name	Access	Type	Description
<code>exceptionHandler</code>	RW	<code>ExceptionHandler</code>	Set by <code>FacesContextFactory.getFacesContext()</code> , this class is the default exception handler for any unexpected Exceptions that happen during the Faces lifecycle. See the Javadocs for <code>ExceptionHandler</code> for details.

Please see [PhaseListener](#) for the circumstances under which `ExceptionHandler` is used.

## 6.2. ExceptionHandler

`ExceptionHandler` is the central point for handling *unexpected Exceptions* that are thrown during the Faces lifecycle. The `ExceptionHandler` must *not* be notified of any *Exceptions* that occur during application startup or shutdown.

Several places in the Faces specification require an *Exception* to be thrown as a result of normal lifecycle processing. [P1-start\_expected\_exceptions]The following expected *Exception* cases must not be handled by the `ExceptionHandler`.

- All cases where a `ValidatorException` is specified to be thrown or caught
- All cases where a `ConverterException` is specified to be thrown or caught
- The case when a `MissingResourceException` is thrown during the processing of the `<f:loadBundle />` tag.
- If an exception is thrown when the runtime is processing the `@PreDestroy` annotation on a

managed bean.

- All classes when an *AbortProcessingException* is thrown.

All other *Exception* cases must not be swallowed, and must be allowed to flow up to the *Lifecycle.execute()* method where the individual lifecycle phases are implemented. [P1-end\_expected\_exceptions] At that point, all *Exceptions* are passed to the *ExceptionHandler* as described in [PhaseListener](#).

Any code that is not a part of the core Faces implementation may leverage the *ExceptionHandler* in one of two ways.

### 6.2.1. Default ExceptionHandler implementation

The default *ExceptionHandler* must implement the following behavior for each of its methods

```
public ExceptionQueuedEvent getHandledExceptionEvent();
```

Return the first “handled” *ExceptionQueuedEvent*, that is, the one that was actually re-thrown.

```
public Iterable<ExceptionQueuedEvent> getHandledExceptionEvents();
```

The default implementation must return an *Iterable* over all *ExceptionEvents* that have been handled by the *handle()* method.

```
public Throwable getRootCause(Throwable t);
```

Unwrap the argument *t* until the unwrapping encounters an *Object* whose *getClass()* is not equal to *FacesException.class* or *jakarta.el.ELException.class*. If there is no root cause, *null* is returned.

```
public Iterable<ExceptionQueuedEvent> getUnhandledExceptionEvents();
```

Return an *Iterable* over all *ExceptionEvents* that have not yet been handled by the *handle()* method.

```
public void handle() throws FacesException;
```

Inspect all unhandled *ExceptionQueuedEvent* instances in the order in which they were queued by calls to *Application.publishEvent(ExceptionQueuedEvent.class, eventContext)*.

For each *ExceptionQueuedEvent* in the list, call its *getContext()* method and call *getException()* on the returned result. Upon encountering the first such *Exception* the corresponding *ExceptionQueuedEvent* must be set so that a subsequent call to *getHandledExceptionEvent()* or *getHandledExceptionEvents()*

returns that *ExceptionQueuedEvent* instance. The implementation must also ensure that subsequent calls to *getUnhandledExceptionEvents()* do not include that *ExceptionQueuedEvent* instance. Let *toRethrow* be either the result of calling *getRootCause()* on the *Exception*, or the *Exception* itself, whichever is non-null. Re-wrap *toThrow* in a *ServletException* or (*PortletException*, if in a portlet environment) and throw it, allowing it to be handled by any `<error-page>` declared in the web application deployment descriptor or by the default error page as described elsewhere in this section.

There are two exceptions to the above processing rules. In both cases, the *Exception* must be logged and not re-thrown.

- If an unchecked *Exception* occurs as a result of calling a method annotated with *PreDestroy* on a managed bean.
- If the *Exception* originates inside the *ELContextListener.removeElContextListener()* method

The *FacesException* must be thrown if and only if a problem occurs while performing the algorithm to handle the *Exception*, not as a means of conveying a handled *Exception* itself.

```
public boolean isListenerForSource(Object source);
```

The default implementation must return *true* if and only if the source argument is an instance of *ExceptionEventContext*.

```
public void processEvent(SystemEvent ExceptionQueuedEvent)
    throws AbortProcessingException;
```

The default implementation must store the argument *ExceptionQueuedEvent* in a strongly ordered queue for later processing by the *handle()* method.

### 6.2.2. Backwards Compatible ExceptionHandler

[P1-startPreJsf2ExceptionHandler]The runtime must provide an *ExceptionHandlerFactory* implementation with the fully qualified java classname of *jakarta.faces.webapp.PreJsf2ExceptionHandlerFactory* that creates *ExceptionHandler* instances that behave exactly like the default *ExceptionHandler* except that the *handle()* method behaves as follows.

Pre-Jakarta Faces JSF 1.1 and 1.2 (under the JCP) stated in [PhaseListener](#) “Any exceptions thrown during the *beforePhase()* listeners must be caught, logged, and swallowed...Any exceptions thrown during the *afterPhase()* listeners must be caught, logged, and swallowed.” The *PreJsf2ExceptionHandler* restores this behavior for backwards compatibility.

The implementation must allow users to install this *ExceptionHandlerFactory* into the application by nesting `<exception-handler-factory>jakarta.faces.webapp.PreJsf2ExceptionHandlerFactory</exception-handler-factory>` inside the `<factory>` element in the application configuration resource.[P1-endPreJsf2ExceptionHandler]

### 6.2.3. Default Error Page

If no `<error-page>` elements are declared in the web application deployment descriptor, the runtime must provide a default error page that contains the following information.

- The stack trace of the *Exception*
- The *UIComponent* tree at the time the *ExceptionQueuedEvent* was handled.
- All scoped variables in request, view, session and application scope.
- If the error happens during the execution of the view declaration language page (VDL)
  - The physical file being traversed at the time the *Exception* was thrown, such as `/user.xhtml`
  - The line number within that physical file at the time the *Exception* was thrown
  - Any available error message(s) from the VDL page, such as: “The prefix “foz” for element “foz:bear” is not bound.”
- The `viewId` at the time the *ExceptionQueuedEvent* was handled

If `Application.getProjectStage()` returns `ProjectStage.Development`, the runtime must guarantee that the above debug information is available to be included in any Facelet based error page using the `<ui:include />` with a `src` attribute equal to the string `“jakarta.faces.error.xhtml”`.

## 6.3. FacesMessage

Each message queued within a *FacesContext* is an instance of the `jakarta.faces.application.FacesMessage` class. The presence of one or more *FacesMessage* instances on the *FacesContext* indicates a failure of some kind during the lifecycle. In particular, a validation or conversion failure is required to cause a *FacesMessage* to be added to the *FacesContext*.

It offers the following constructors:

```
public FacesMessage();
public FacesMessage(String summary, String detail);
public FacesMessage(Severity severity, String summary, String detail);
```

The following method signatures are supported to retrieve and set the properties of the completed message:

```

public String getDetail();
public void setDetail(String detail);

public Severity getSeverity();
public void setSeverity(Severity severity);

public String getSummary();
public void setSummary(String summary);

```

The message properties are defined as follows:

- *detail* —Localized detail text for this *FacesMessage* (if any). This will generally be additional text that can help the user understand the context of the problem being reported by this *FacesMessage*, and offer suggestions for correcting it.
- *severity* —A value defining how serious the problem being reported by this *FacesMessage* instance should be considered. Four standard severity values (*SEVERITY\_INFO*, *SEVERITY\_WARN*, *SEVERITY\_ERROR*, and *SEVERITY\_FATAL*) are defined as a typesafe enum in the *FacesMessage* class.
- *summary* —Localized summary text for this *FacesMessage*. This is normally a relatively short message that concisely describes the nature of the problem being reported by this *FacesMessage*.

## 6.4. ResponseStream

*ResponseStream* is an abstract class representing a binary output stream for the current response. It has exactly the same method signatures as the *java.io.OutputStream* class.

## 6.5. ResponseWriter

*ResponseWriter* is an abstract class representing a character output stream for the current response. A *ResponseWriter* instance is obtained via a factory method on *RenderKit*. Please see [RenderKit](#). It supports both low-level and high level APIs for writing character based information

```

public void close() throws IOException;
public void flush() throws IOException;
public void write(char c[]) throws IOException;
public void write(char c[], int off, int len) throws IOException;
public void write(int c) throws IOException;
public void write(String s) throws IOException;
public void write(String s, int off, int len) throws IOException;

```

The *ResponseWriter* class extends *java.io.Writer*, and therefore inherits these method signatures for low-level output. The *close()* method flushes the underlying output writer, and causes any further attempts to output characters to throw an *IOException*. The *flush* method flushes any buffered

information to the underlying output writer, and commits the response. The *write* methods write raw characters directly to the output writer.

```
public abstract String getContentType();
public abstract String getCharacterEncoding();
```

Return the content type or character encoding used to create this ResponseWriter.

```
public void startCDATA();
public void endCDATA();
```

Start and end an XML CDATA Section..

```
public void startDocument() throws IOException;
public void endDocument() throws IOException;
```

Write appropriate characters at the beginning (*startDocument*) or end (*endDocument*) of the current response.

```
public void startElement(String name,
    UIComponent componentForElement) throws IOException;
```

Write the beginning of a markup element (the < character followed by the element name), which causes the *ResponseWriter* implementation to note internally that the element is open. This can be followed by zero or more calls to *writeAttribute* or *writeURIAttribute* to append an attribute name and value to the currently open element. The element will be closed (i.e. the trailing > added) on any subsequent call to *startElement()*, *writeComment()*, *writeText()*, *endDocument()*, *close()*, *flush()*, or *write()*. The *componentForElement* parameter tells the *ResponseWriter* which *UIComponent* this element corresponds to, if any. This parameter may be null to indicate that the element has no corresponding component. The presence of this parameter allows tools to provide their own implementation of *ResponseWriter* to allow the design time environment to know which component corresponds to which piece of markup.

```
public void endElement(String name) throws IOException;
```

Write a closing for the specified element, closing any currently opened element first if necessary.

```
public void writeComment(Object comment) throws IOException;
```

Write a comment string wrapped in appropriate comment delimiters, after converting the comment



object to a *String* first. Any currently opened element is closed first.

```
public void writeAttribute(String name, Object value,
    String componentPropertyName) throws IOException;

public void writeURIAttribute(String name, Object value,
    String componentPropertyName) throws IOException;
```

These methods add an attribute name/value pair to an element that was opened with a previous call to *startElement()*, throwing an exception if there is no currently open element. The *writeAttribute()* method causes character encoding to be performed in the same manner as that performed by the *writeText()* methods. The *writeURIAttribute()* method assumes that the attribute value is a URI, and performs URI encoding (such as % encoding for HTML). The *componentPropertyName*, if present, denotes the property on the associated *UIComponent* for this element, to which this attribute corresponds. The *componentPropertyName* parameter may be null to indicate that this attribute has no corresponding property.

```
public void writeText(Object text, String property) throws IOException;
public void writeText(char text[], int off, int len) throws IOException;
```

Write text (converting from *Object* to *String* first, if necessary), performing appropriate character encoding and escaping. Any currently open element created by a call to *startElement* is closed first.

```
public abstract ResponseWriter cloneWithWriter(Writer writer);
```

Creates a new instance of this *ResponseWriter*, using a different *Writer*.

## 6.6. FacesContextFactory

[P1-start-facesContextFactory]A single instance of *jakarta.faces.context.FacesContextFactory* must be made available to each Jakarta Faces-based web application running in a servlet or portlet container.[P1-end] This class is primarily of use by Jakarta Faces implementors—applications will not generally call it directly. The factory instance can be acquired, by Jakarta Faces implementations or by application code, by executing:

```
FacesContextFactory factory = (FacesContextFactory)
    FactoryFinder.getFactory(FactoryFinder.FACES_CONTEXT_FACTORY);
```

The *FacesContextFactory* implementation class provides the following method signature to create (or recycle from a pool) a *FacesContext* instance:

```
public FacesContext getFacesContext(Object context,
    Object request, Object response, Lifecycle lifecycle);
```

Create (if necessary) and return a *FacesContext* instance that has been configured based on the specified parameters. In a servlet environment, the first argument is a *ServletContext*, the second a *ServletRequest* and the third a *ServletResponse*.

## 6.7. ExceptionHandlerFactory

[P1-start-exceptionHandlerFactory]A single instance of *jakarta.faces.context.ExceptionHandlerFactory* must be made available to each Jakarta Faces-based web application running in a servlet or portlet container.[P1-end] The factory instance can be acquired, by Jakarta Faces implementations or by application code, by executing:

```
ExceptionHandlerFactory factory = (ExceptionHandlerFactory)
    FactoryFinder.getFactory(FactoryFinder.EXCEPTION_HANDLER_FACTORY);
```

The *ExceptionHandlerFactory* implementation class provides the following method signature to create an *ExceptionHandler* instance:

```
public ExceptionHandler getExceptionHandler(FacesContext currentContext);
```

Create and return a *ExceptionHandler* instance that has been configured based on the specified parameters.

## 6.8. ExternalContextFactory

[P1-start-externalContextFactory]A single instance of *jakarta.faces.context.ExternalContextFactory* must be made available to each Jakarta Faces-based web application running in a servlet or portlet container.[P1-end] This class is primarily of use by Jakarta Faces implementors—applications will not generally call it directly. The factory instance can be acquired, by Jakarta Faces implementations or by application code, by executing:

```
ExternalContextFactory factory = (ExternalContextFactory)
    FactoryFinder.getFactory(FactoryFinder.EXTERNAL_CONTEXT_FACTORY);
```

The *ExternalContextFactory* implementation class provides the following method signature to create (or recycle from a pool) a *FacesContext* instance:

```
public ExternalContext getExternalContext(  
Object context, Object request, Object response);
```

Create (if necessary) and return an *ExternalContext* instance that has been configured based on the specified parameters. In a servlet environment, the first argument is a *ServletContext*, the second a *ServletRequest* and the third a *ServletResponse*.

# Chapter 7. Application Integration

Previous chapters of this specification have described the component model, request state information, and the next chapter describes the rendering model for Jakarta Server Faces user interface components. This chapter describes APIs that are used to link an application's business logic objects, as well as convenient pluggable mechanisms to manage the execution of an application that is based on Jakarta Server Faces. These classes are in the *jakarta.faces.application* package.

Access to application related information is centralized in an instance of the *Application* class, of which there is a single instance per application based on Jakarta Server Faces. Applications will typically provide one or more implementations of *ActionListener* (or a method that can be referenced by an *action* expression) in order to respond to *ActionEvent* events during the *Apply Request Values* or *Invoke Application* phases of the request processing lifecycle. Finally, a standard implementation of *NavigationHandler* (replaceable by the application or framework) is provided to manage the selection of the next view to be rendered.

## 7.1. Application

There must be a single instance of *Application* per web application that is utilizing Jakarta Server Faces. It can be acquired by calling the *getApplication()* method on the *FacesContext* instance for the current request, or the *getApplication()* method of the *ApplicationFactory* (see [ApplicationFactory](#)), and provides default implementations of features that determine how application logic interacts with the Jakarta Faces implementation. Advanced applications (or application frameworks) can install replacements for these default implementations, which will be used from that point on. Access to several integration objects is available via JavaBeans property getters and setters, as described in the following subsections.

### 7.1.1. ActionListener Property

```
public ActionListener getActionListener();
public void setActionListener(ActionListener listener);
```

Return or replace an *ActionListener* instance that will be utilized to process *ActionEvent* events during the *Apply Request Values* or *Invoke Application* phase of the request processing lifecycle. [P1-start default *ActionListener* requirements] The Jakarta Faces implementation must provide a default implementation *ActionListener* that performs the following functions:

- The *processAction()* method must first call *FacesContext.renderResponse()* in order to bypass any intervening lifecycle phases, once the method returns.
- The *processAction()* method must next determine the logical outcome of this event, as follows:
  - If the originating component has a non-null *action* property, retrieve the *MethodBinding* and call *invoke()* to perform the application-specified processing in this action method. If the

method returns non- *null*, call *toString()* on the result and use the value returned as the logical outcome. See [Properties](#) for a description of the *action* property.

- Otherwise, the logical outcome is *null*.
- The *processAction()* method must finally retrieve the *NavigationHandler* instance for this application, and pass the logical outcome value (determined above) as a parameter to the *handleNavigation()* method of the *NavigationHandler* instance. If the originating component has an attribute whose name is equal to the value of the symbolic constant *ActionListener.TO\_FLOW\_DOCUMENT\_ID\_ATTR\_NAME*, invoke *handleNavigation(FacesContext, String, String, String, String)* passing the value of the attribute as the last parameter. Otherwise, invoke *handleNavigation(FacesContext, String, String)*. In either case, the first *String* argument is the expression string of the *fromAction* and the second *String* argument is the logical outcome.[P1-end]

See the Javadocs for *getActionListener()* for important backwards compatibility information.

### 7.1.2. DefaultRenderKitId Property

```
public String getDefaultRenderKitId();
public void setDefaultRenderKitId(String defaultRenderKitId);
```

An application may specify the render kit identifier of the *RenderKit* to be used by the *ViewHandler* to render views for this application. If not specified, the default render kit identifier specified by *RenderKitFactory.HTML\_BASIC\_RENDER\_KIT* will be used by the default *ViewHandler* implementation.

[P1-start *defaultRenderKit* called after startup] Unless the application has provided a custom *ViewHandler* that supports the use of multiple *RenderKit* instances in the same application, this method may only be called at application startup, before any Faces requests have been processed. [P1-end] This is a limitation of the current Specification, and may be lifted in a future release.

### 7.1.3. FlowHandler Property

```
public FlowHandler getFlowHandler();
public void setFlowHandler(FlowHandler handler);
```

Return or replace the *FlowHandler* that will be used by the *NavigationHandler* to make decisions about navigating application flow. See [FlowHandler](#) for an overview of the flow feature.

[P1-start *flowHandler* called after startup] *setFlowHandler()* may only be called at application startup, before any Faces requests have been processed. [P1-end] This is a limitation of the current Specification, and may be lifted in a future release. *getFlowHandler()* may be called at any time after application startup.

### 7.1.4. NavigationHandler Property

```
public NavigationHandler getNavigationHandler();
public void setNavigationHandler(NavigationHandler handler);
```

Return or replace the *NavigationHandler* instance (see [NavigationHandler](#)) that will be passed the logical outcome of the application *ActionListener* as described in the previous subsection. A default implementation must be provided, with functionality described in [Default NavigationHandler Algorithm](#):

### 7.1.5. StateManager Property

```
public StateManager getStateManager();
public void setStateManager(StateManager manager);
```

Return or replace the *StateManager* instance that will be utilized during the *Restore View* and *Render Response* phases of the request processing lifecycle to manage state persistence for the components belonging to the current view. A default implementation must be provided, which operates as described in [StateManager](#).

### 7.1.6. ELResolver Property

```
public ELResolver getELResolver();
public void addELResolver(ELResolver resolver);
```

[N/T-start elresolver test] Return the *ELResolver* instance to be used for all Expression Language resolution. This is actually an instance of *jakarta.el.CompositeELResolver* that must contain the *ELResolver* instances as specified in [ELResolver for Facelets and Programmatic Access](#). [N/T-end]

[N/T-start addELResolver ordering] *addELResolver* must cause the argument resolver to be added at the end of the list in the *jakarta.el.CompositeELResolver* returned from *getELResolver()*. See the diagram in [ELResolver for Facelets and Programmatic Access](#) [N/T-end]

### 7.1.7. ELContextListener Property

```
public addELContextListener(ELContextListener listener);
public void removeELContextListener(ELContextListener listener);
public ELContextListener[] getELContextListeners();
```

*addELContextListener()* registers an *ELContextListener* for the current Faces application. This listener will be notified on creation of *ELContext* instances, and it will be called once per request.

`removeELContextListener()` removes the argument listener from the list of `ELContextListeners`. If listener is null, no exception is thrown and no action is performed. If listener is not in the list, no exception is thrown and no action is performed.

`getELContextListeners()` returns an array representing the list of listeners added by calls to `addELContextListener()`.

### 7.1.8. ViewHandler Property

```
public ViewHandler getViewHandler();
public void setViewHandler(ViewHandler handler);
```

See [ViewHandler](#) for the description of the `ViewHandler`. The Jakarta Faces implementation must provide a default `ViewHandler` implementation. This implementation may be replaced by calling `setViewHandler()` before the first time the *Render Response* phase has executed. [P1-start `setViewHandler()` called after startup] If a call is made to `setViewHandler()` after the first time the *Render Response* phase has executed, the call must be ignored by the implementation. [P1-end]

### 7.1.9. ProjectStage Property

```
public ProjectStage getProjectStage();
```

[P1-start `getProjectStage`] This method must return the enum constant from the class `jakarta.faces.application.ProjectStage` as specified in the corresponding application init parameter, JNDI entry, or default Value. See [Application Configuration Parameters](#). [P1-end]

### 7.1.10. Acquiring ExpressionFactory Instance

```
public ExpressionFactory getExpressionFactory();
```

Return the `ExpressionFactory` instance for this application. This instance is used by the `evaluateExpressionGet` ([See Programmatically Evaluating Expressions](#)) convenience method.

[P1-start `getExpressionFactory` requirements] The default implementation simply returns the `ExpressionFactory` from the Jakarta Server Pages container by calling `JspFactory.getDefaultFactory().getJspApplicationContext(servletContext).getExpressionFactory()`. [P1-end]

### 7.1.11. Programmatically Evaluating Expressions

```
public Object evaluateExpressionGet(FacesContext context,
    String expression, Class expectedType)
```

Get a value by evaluating an expression.

Call *getExpressionFactory().createValueExpression()* passing the argument *expression* and *expectedType*. Call *FacesContext.getELContext()* and pass it to *ValueExpression.getValue()*, returning the result.

It is also possible and sometimes desirable to obtain the actual *ValueExpression* or *MethodExpression* instance directly. This can be accomplished by using the *createValueExpression()* or *createMethodExpression()* methods on the *ExpressionFactory* returned from *getExpressionFactory()*.

### 7.1.12. Object Factories

The *Application* instance for a web application also acts as an object factory for the creation of new Jakarta Faces objects such as components, converters, validators and behaviors..

```
public UIComponent createComponent(String componentType);
public UIComponent createComponent(
    String componentType, String rendererType);

public Converter createConverter(Class targetClass);
public Converter createConverter(String converterId);
public Validator createValidator(String validatorId);
public Behavior createBehavior(String behaviorId);
```

Each of these methods creates a new instance of an object of the requested type 6, based on the requested identifier. The names of the implementation class used for each identifier is normally provided by the Jakarta Faces implementation automatically (for standard classes described in this Specification), or in one or more application configuration resources (see [Application Configuration Resources](#)) included with a Jakarta Faces web application, or embedded in a JAR file containing the corresponding implementation classes.

All variants *createConverter()* must take some action to inspect the converter for *@ResourceDependency* and *@ListenerFor* annotations.

```
public UIComponent createComponent(ValueExpression componentExpression,
    FacesContext context, String componentType);
```

[P1-start createComponent(ValueExpression) requirements] This method has the following behavior:

- Call the *getValue()* method on the specified *ValueExpression*, in the context of the specified *FacesContext*. If this results in a non-null *UIComponent* instance, return it as the value of this



method.

- If the `getValue()` call did not return a component instance, create a new component instance of the specified component type, pass the new component to the `setValue()` method of the specified `ValueExpression`, and return it.[P1-end]

```
public UIComponent createComponent(
    FacesContext context, Resource componentResource);
```

All variants `createComponent()` must take some action to inspect the component for `@ResourceDependency` and `@ListenerFor` annotations. Please see the JavaDocs and [Composite Component Metadata](#) for the normative specification relating to this method.

```
public void addComponent(String componentType, String componentClass);
public void addConverter(Class targetClass, String converterClass);
public void addConverter(String converterId, String converterClass);
public void addValidator(String validatorId, String validatorClass);
public void addBehavior(String behaviorId, String behaviorClass);
```

Jakarta Faces-based applications can register additional mappings of identifiers to a corresponding fully qualified class name, or replace mappings provided by the Jakarta Faces implementation in order to customize the behavior of standard Jakarta Faces features. These methods are also used by the Jakarta Faces implementation to register mappings based on `<component>`, `<converter>`, `<behavior>` and `<validator>` elements discovered in an application configuration resource.

```
public Iterator<String> getComponentTypes();
public Iterator<String> getConverterIds();
public Iterator<Class> getConverterTypes();
public Iterator<String> getValidatorIds();
public Iterator<String> getBehaviorIds();
```

Jakarta Faces-based applications can ask the *Application* instance for a list of the registered identifiers for components, converters, and validators that are known to the instance.

#### 7.1.12.1. Default Validator Ids

From the list of mappings of `validatorId` to fully qualified class name, added to the application via calls to `addValidator()`, the application maintains a subset of that list under the heading of default validator ids. The following methods provide access to the default validator ids registered on an application:

```
public void addDefaultValidatorId(String validatorId);
public Map<String,String> getDefaultValidatorInfo();
```

The required callsites for these methods are specified in [Validation Registration](#).

### 7.1.13. Internationalization Support

The following methods and properties allow an application to describe its supported locales, and to provide replacement text for standard messages created by Jakarta Faces objects.

```
public Iterator<Locale> getSupportedLocales();
public void setSupportedLocales(Collection<Locale> newLocales);
public Locale getDefaultLocale();
public void setDefaultLocale(Locale newLocale);
```

Jakarta Faces applications may state the *Locale*s they support (and the default *Locale* within the set of supported *Locales*) in the application configuration resources file. The setters for the following methods must be called when the configuration resources are parsed. Each time the setter is called, the previous value is overwritten.

```
public String getMessageBundle();
public void setMessageBundle(String messageBundle);
```

Specify the fully qualified name of the *ResourceBundle* from which the Jakarta Faces implementation will acquire message strings that correspond to standard message keys. See [Localized Application Messages](#) for a list of the standard message keys recognized by Jakarta Faces.

### 7.1.14. System Event Methods

System events are described in [System Events](#). This section describes the methods defined on *Application* that support system events

#### 7.1.14.1. Subscribing to system events

```
public abstract void subscribeToEvent(Class<? extends SystemEvent>
    systemEventClass, SystemEventListener listener)

public abstract void subscribeToEvent(Class<? extends SystemEvent>
    systemEventClass, Class sourceClass, SystemEventListener listener);

public abstract void publishEvent(Class<? extends SystemEvent>
    systemEventClass, SystemEventListenerHolder source);

public void publishEvent(Class<? extends SystemEvent>
    systemEventClass, Class<?> sourceBaseType, Object source)
```

The first variant of `subscribeToEvent()` subscribes argument `listener` to have its `isListenerForSource()` method, and (depending on the result from `isListenerForSource()`) its `processEvent()` method called any time any call is made to `Application.publishEvent(Class<? extends SystemEvent> systemEventClass, SystemEventListenerHolder source)` where the first argument in the call to `publishEvent()` is equal to the first argument to `subscribeToEvent()`. [P1-start eventClassAndInheritance] *NOTE* : The implementation must not support subclasses for the `systemEventClass` and/or `sourceClass` arguments to `subscribeToEvent()` or `publishEvent()`. [P1-end] For example, consider two event types, `SuperEvent` and `SubEvent extends SuperEvent`. If a listener subscribes to `SuperEvent.class` events, but later someone publishes a `SubEvent.class` event (which extends `SuperEvent`), the listener for `SuperEvent.class` must not be called.

The second variant of `subscribeToEvent()` is equivalent to the first, with the additional constraint the the `sourceClass` argument to `publishEvent()` must be equal to the `Class` object obtained by calling `getClass()` on the `source` argument to `publishEvent()`.

See the javadocs for both variants of `subscribeForEvent()` for the complete specification of these methods.

`publishEvent()` is called by the system at several points in time during the runtime of a Jakarta Faces application. The specification for when `publishEvent()` is called is given in the javadoc for the event classes that are listed in [Event Classes](#). See the javadoc for `publishEvent()` for the complete specification.

#### 7.1.14.2. Unsubscribing from system events

```
public abstract void unsubscribeFromEvent(Class<? extends SystemEvent>
    systemEventClass, SystemEventListener listener);

public abstract void unsubscribeFromEvent(Class<? extends SystemEvent>
    systemEventClass, Class sourceClass, SystemEventListener listener);
```

See the javadocs for both variants of `unsubscribeFromEvent()` for the complete specification.

## 7.2. ApplicationFactory

A single instance of `jakarta.faces.application.ApplicationFactory` must be made available to each Jakarta Faces-based web application running in a servlet or portlet container. The factory instance can be acquired by Jakarta Faces implementations or by application code, by executing:

```
ApplicationFactory factory = (ApplicationFactory)
    FactoryFinder.getFactory(FactoryFinder.APPLICATION_FACTORY);
```

The `ApplicationFactory` implementation class supports the following methods:

```
public Application getApplication();
public void setApplication(Application application);
```

Return or replace the *Application* instance for the current web application. The Jakarta Faces implementation must provide a default *Application* instance whose behavior is described in [Application](#).

Note that applications will generally find it more convenient to access the *Application* instance for this application by calling the *getApplication()* method on the *FacesContext* instance for the current request.

## 7.3. Application Actions

An *application action* is an application-provided method on some Java class that performs some application-specified processing when an *ActionEvent* occurs, during either the *Apply Request Values* or the *Invoke Application* phase of the request processing lifecycle (depending upon the *immediate* property of the *ActionSource* instance initiating the event).

Application action is not a formal Jakarta Faces API; instead any method that meets the following requirements may be used as an Action by virtue of evaluating a method binding expression:

- The method must be public.
- The method must take no parameters.
- The method must return *Object*.

The action method will be called by the default *ActionListener* implementation, as described in [ActionListener Property](#) above. Its responsibility is to perform the desired application actions, and then return a logical “outcome” (represented as a *String*) that can be used by a *NavigationHandler* in order to determine which view should be rendered next. The action method to be invoked is defined by a *MethodBinding* that is specified in the *action* property of a component that implements *ActionSource*. Thus, a component tree with more than one such *ActionSource* component can specify individual action methods to be invoked for each activated component, either in the same Java class or in different Java classes.

## 7.4. NavigationHandler

### 7.4.1. Overview

Most Jakarta Faces applications can be thought of as a directed graph of views, each node of which roughly corresponds to the user’s perception of “location” within the application. Applications that use the Faces Flows feature have additional kinds of nodes in the directed graph. In any case, navigating the nodes of this graph is the responsibility of the *NavigationHandler*. A single *NavigationHandler* instance is responsible for consuming the logical outcome returned by an application action that was invoked, along with additional state information that is available from the *FacesContext* instance for

the current request, and (optionally) selecting a new view to be rendered. If the outcome returned by the applicationaction is *null* or the empty string, and none of the navigation cases that map to the current view identifier have a non-null condition expression, the same view must be re-displayed. This is a change from the old behavior. As of pre-Jakarta Faces JSF 2.0 (under the JCP), the *NavigationHandler* is consulted even on a *null* outcome, but under this circumstance it only checks navigation cases that do not specify an outcome (no `<from-outcome>`) and have a condition expression (specified with `<if>`). This is the only case where the same view (and component tree) is re-used.

```
public void handleNavigation(FacesContext context,
    String fromAction, String outcome);
```

The *handleNavigation* method may select a new view by calling *createView()* on the *ViewHandler* instance for this application, optionally customizing the created view, and then selecting it by calling the *setViewRoot()* method on the *FacesContext* instance that is passed. Alternatively, the *NavigationHandler* can complete the actual response (for example, by issuing an HTTP redirect), and call *responseComplete()* on the *FacesContext* instance.

After a return from the *handleNavigation* method, control will normally proceed to the *Render Response* phase of the request processing lifecycle (see [Render Response](#)), which will cause the newly selected view to be rendered. If the *NavigationHandler* called the *responseComplete()* method on the *FacesContext* instance, however, the *Render Response* phase will be bypassed.

Jakarta Faces also contains the *ConfigurableNavigationHandler* interface, which extends the contract of the *NavigationHandler* to include two additional methods that accommodate runtime inspection of the *NavigationCases* that represent the rule-based navigation metamodel. The method *getNavigationCase* consults the *NavigationHandler* to determine which *NavigationCase* the *handleNavigation* method would resolve for a given "from action" expression and logical outcome combination. The method *getNavigationCases* returns a `java.util.Map` of all the *NavigationCase* instances known to this *NavigationHandler*. Each key in the map is a from view ID and the corresponding value is a `java.util.Set` of *NavigationCases* for that from view ID.

```
public NavigationCase getNavigationCase(FacesContext context,
    String fromAction, String outcome);

public Map<String, Set<NavigationCase>> getNavigationCases();
```

[P1-start-configurablenavhandler]A Jakarta Faces compliant-implementation must ensure that its *NavigationHandler* implements the *ConfigurableNavigationHandler* interface. The *handleNavigation* and *getNavigation Case* methods should use the same logic to resolve a *NavigationCase*, which is outlined in the next section.[P1-end]

### 7.4.2. Default NavigationHandler Algorithm

Jakarta Faces implementations must provide a default *NavigationHandler* implementation that maps the action reference that was utilized (by the default *ActionListener* implementation) to invoke an application action, the logical outcome value returned by that application action, as well as other state information, into the view identifier for the new view or flow node to be selected. The remainder of this section describes the functionality provided by this default implementation.

The behavior of the default *NavigationHandler* implementation is configured, at web application startup time, from the contents of zero or more *application configuration resources* (see [Application Configuration Resources](#)). The configuration information is represented as zero or more `<navigation-rule>` elements, each keyed to a matching pattern for the *view identifier* of the current view expressed in a `<from-view-id>` element. This matching pattern must be either an exact match for a view identifier (such as `"/index.jsp"` if you are using the default *ViewHandler*), or the prefix of a component view id, followed by an asterisk (`"**"`) character. A matching pattern of `"**"`, or the lack of a `<from-view-id>` element inside a `<navigation-rule>` rule, indicates that this rule matches any possible component view identifier.

Version 2.2 of the specification introduced the Faces Flows feature. [P1-start-FlowNavigationConstraints] With respect to the navigation algorithm, any text that references a *view identifier*, such as `<from-view-id>` or `<to-view-id>`, can also refer to a flow node, subject to these constraints.

- When outside of a flow, *view identifier* has the additional possibility of being a flow id.
- When inside a flow, a *view identifier* has the additional possibility of being the id of any node within the current flow.[P1-end]

If the specification needs to refer to a *view identifier* that is an actual VDL view (and not a VDL view or a flow, or flow node), the term *vdl view identifier* will be used.

Nested within each `<navigation-rule>` element are zero or more `<navigation-case>` elements that contain additional matching criteria based on the action reference expression value used to select an application action to be invoked (if any), and the logical outcome returned by calling the *invoke()* method of that application action 7. Navigation cases support a condition element, `<if>`, whose content must be a single, contiguous value expression expected to resolve to a boolean value (if the content does not match this requirement, the condition is ignored) 8. When the `<if>` element is present, the value expression it contains must evaluate to true when the navigation case is being consulted in order for the navigation case to match 9. Finally, the `<navigation-case>` element contains a `<to-view-id>` element, whose content is either the view identifier or a value expression that resolves to the view identifier. If the navigation case is a match, this view identifier is to be selected and stored in the *FacesContext* for the current request following the invocation of the *NavigationHandler*. See below for an example of the configuration information for the default *NavigationHandler* might be configured.

It is permissible for the application configuration resource(s) used to configure the default *NavigationHandler* to include more than one `<navigation-rule>` element with the same `<from-view-id>` matching pattern. For the purposes of the algorithm described below, all of the nested `<navigation-`

*case*> elements for all of these rules shall be treated as if they had been nested inside a single *<navigation-rule>* element.

[P1-start navigation handler requirements] The default *NavigationHandler* implementation must behave as if it were performing the following algorithm (although optimized implementation techniques may be utilized):

- If no navigation case is matched by a call to the *handleNavigation()* method, this is an indication that the current view should be redisplayed. A null outcome does not unconditionally cause all navigation rules to be skipped.
- Find a *<navigation-rule>* element for which the view identifier (of the view in the *FacesContext* instance for the current request) matches the *<from-view-id>* matching pattern of the *<navigation-rule>*. Rule instances are considered in the following order:
  - An exact match of the view identifier against a *<from-view-id>* pattern that does not end with an asterisk (“\*”) character.
  - For *<from-view-id>* patterns that end with an asterisk, an exact match on characters preceding the asterisk against the prefix of the view id. If the patterns for multiple navigation rules match, pick the longest matching prefix first.
  - If there is a *<navigation-rule>* with a *<from-view-id>* pattern of only an asterisk [10](#), it matches any view identifier.
- From the *<navigation-case>* elements nested within the matching *<navigation-rule>* element, locate a matching navigation case by matching the *<from-action>* and *<from-outcome>* values against the *fromAction* and *outcome* parameter values passed to the *handleNavigation()* method. To match an outcome value of null, the *<from-outcome>* must be absent and the *<if>* element present. Regardless of outcome value, if the *<if>* element is present, evaluate the content of this element as a value expression and only select the navigation case if the expression resolves to true. Navigation cases are checked in the following order:
  - Cases specifying both a *<from-action>* value and a *<from-outcome>* value are matched against the *action* expression and *outcome* parameters passed to the *handleNavigation()* method (both parameters must be not null, and both must be equal to the corresponding condition values, in order to match).
  - Cases that specify only a *<from-outcome>* value are matched against the *outcome* parameter passed to the *handleNavigation()* method (which must be not null, and equal to the corresponding condition value, to match).
  - Cases that specify only a *<from-action>* value are matched against the *action* expression parameter passed to the *handleNavigation()* method (which must be non-null, and equal to the corresponding condition value, to match; if the *<if>* element is absent, only match a non-null outcome; otherwise, match any outcome).
  - Any remaining case is assumed to match so long as the outcome parameter is non-null or the *<if>* element is present.
  - For cases that match up to this point and contain an *<if>* element, the condition value

expression must be evaluated and the resolved value true for the case to match.

- If a matching `<navigation-case>` element was located, proceed as follows.
  - If the `<to-view-id>` element is the id of a flow, discover that flow's start node and resolve it to a *vdl view identifier* by following the algorithm in [Requirements for Explicit Navigation in Faces Flow Call Nodes other than ViewNodes](#)
  - If the `<to-view-id>` element is a non-view flow node, resolve it to a *vdl view identifier* by following the algorithm in [Requirements for Explicit Navigation in Faces Flow Call Nodes other than ViewNodes](#).
  - If `UIViewAction.isProcessingBroadcast()` returns *true*, call `getFlash().setKeepMessages(true)` on the current *FacesContext*. Compare the `viewId` of the current *viewRoot* with the `<to-view-id>` of the matching `<navigation-case>`. If they differ, take any necessary actions to effectively restart the Jakarta Faces lifecycle on the `<to-view-id>` of the matching `<navigation-case>`. Care must be taken to preserve any view parameters or navigation case parameters, clear the view map of the *UIViewRoot*, and call `setRenderAll(true)` on the *PartialViewContext*. Implementations may choose to meet this requirement by treating this case as if a `<redirect />` was specified on the matching `<navigation-case>`. If the `viewIds` do not differ, continue on to the next bullet point.
  - Clear the view map if the `viewId` of the new *UIViewRoot* differs from the `viewId` of the current *UIViewRoot*.
  - If the `<redirect/>` element was *not* specified in this `<navigation-case>` (or the application is running in a Portlet environment, where redirects are not possible), use the `<to-view-id>` element of the matching case to request a new *UIViewRoot* instance from the *ViewHandler* instance for this application. Call `transition()` on the *FlowHandler*, passing the current *FacesContext*, the current flow, the new flow and the *facesFlowCallNode* corresponding to this faces flow call, if any. Pass the new *UIViewRoot* to the `setViewRoot()` method of the *FacesContext* instance for the current request.

Then, exit the algorithm. If the content of `<to-view-id>` is a value expression, first evaluate it to obtain the value of the view id.

- If the `<redirect/>` element was specified in this `<navigation-case>`, or this invocation of `handleNavigation()` was due to a *UIViewAction* broadcast event where the new `viewId` is different from the current `viewId`, resolve the `<to-view-id>` to a view identifier, using the algorithm in [Requirements for Explicit Navigation in Faces Flow Call Nodes other than ViewNodes](#). Call `getRedirectURL()` on the *ViewHandler*, passing the current *FacesContext*, the `<to-view-id>`, any `name=value` parameter pairs specified within `<view-param>` elements within the `<redirect>` element, and the value of the `include-view-params` attribute of the `<redirect />` element if present, *false*, if not. If this navigation is a flow transition (where current flow is not the same as the new flow), include the relevant flow metadata as entries in the *parameters* .
  - If current flow is not null and new flow is null, include the following entries:  
*FlowHandler.TO\_FLOW\_DOCUMENT\_ID\_REQUEST\_PARAM\_NAME*:  
*FlowHandler.NULL\_FLOW*  
*FlowHandler.FLOW\_ID\_REQUEST\_PARAM\_NAME*: "" (the empty string)



- If current flow is null and new flow is not null, include the following entries:
  - FlowHandler.TO\_FLOW\_DOCUMENT\_ID\_REQUEST\_PARAM\_NAME*: The to flow document id
  - FlowHandler.FLOW\_ID\_REQUEST\_PARAM\_NAME*: the flow id for the flow that is the destination of the transition.
- If the *parameters* map has entries for either of these keys, both of the entries must be replaced with the new values. This allows the call to *FlowHandler.clientWindowTransition()* to perform correctly when the GET request after the redirect happens.

The return from *getRedirectURL()* is the value to be sent to the client to which the redirect will occur. Call *getFlash().setRedirect(true)* on the current *FacesContext*. Cause the current response to perform an HTTP redirect to this path, and call *responseComplete()* on the *FacesContext* instance for the current request. If the content of <to-view-id> is a value expression, first evaluate it to obtain the value of the view id.

- If no matching <navigation-case> element was located, return to Step 1 and find the next matching <navigation-rule> element (if any). If there are no more matching rule elements, execute the following algorithm to search for an implicit match based on the current *outcome*. This implicit matching algorithm also includes navigating within the current faces flow, and returning from the current faces flow.
  - Let *outcome* be *viewIdToTest*.
  - Examine the *viewIdToTest* for the presence of a “?” character, indicating the presence of a URI query string. If one is found, remove the query string from *viewIdToTest*, including the leading “?” and let it be *queryString*, look for the string “faces-redirect=true” within the query string. If found, let *isRedirect* be *true*, otherwise let *isRedirect* be *false*. Look for the string “includeViewParams=true” or “faces-include-view-params=true”. If either are found, let *includeViewParams* be *true*, otherwise let *includeViewParams* be *false*. When performing preemptive navigation, redirect is implied, even if the navigation case doesn’t indicate it, and the query string must be preserved. Refer to [UIOutcomeTarget](#) for more information on preemptive navigation.
  - If *viewIdToTest* does not have a “file extension”, take the file extension from the current *viewId* and append it properly to *viewIdToTest*.
  - If *viewIdToTest* does not begin with “/”, take the current *viewId* and look for the last “/”. If not found, prepend a “/” and continue. Otherwise remove all characters in *viewId* after, but not including, “/”, then append *viewIdToTest* and let the result be *viewIdToTest*.
  - Obtain the current *ViewHandler* and call its *deriveViewId()* method, passing the current *FacesContext* and *viewIdToTest*. If *UnsupportedOperationException* is thrown, which will be the case if the *ViewHandler* is a Pre-Jakarta Faces JSF 1.1 or 1.2 (under the JCP) *ViewHandler*, the implementation must ensure the algorithm described for *ViewHandler.deriveViewId()* specified in [Default ViewHandler Implementation](#) is performed. Let the result be *implicitViewId*.
  - If *implicitViewId* is non-null, discover if *fromOutcome* is equal to the flow-id of an existing flow in the *FlowHandler*. If so find the start node of the flow. If the start node is a *ViewNode*, let *viewIdToTest* be the *vdlDocumentId* value of the *ViewNode*. Call *deriveViewId* as in the preceding

step and let the result be *implicitViewId*. If *fromOutcome* is not equal to the flow-id of an existing flow in the *FlowHandler*, and we are currently in a flow, discover if this is call to a *faces-flow-return* node. If so, obtain the *fromOutcome* of the *faces-flow-return* node, re-apply this algorithm to derive the value of the *implicitViewId* and continue.

- If the *implicitViewId* is non-null, take the following action. If *isRedirect* is *true*, append the *queryString* to *implicitViewId*. Let *implicitNavigationCase* be a conceptual `<navigation-case>` element whose *fromViewId* is the current *viewId*, *fromAction* is passed through from the arguments to *handleNavigation()*, *fromOutcome* is passed through from the arguments to *handleNavigation()*, *toViewId* is *implicitViewId*, and *redirect* is the value of *isRedirect*, and *include-view-params* is *includeViewParams*. Treat *implicitNavigationCase* as a matching navigation case and return to the first step above that starts with “If a matching `<navigation-case>` element was located...”.
- If *UIViewAction.isProcessingBroadcast()* returns *true*, call *getFlash().setKeepMessages(true)* on the current *FacesContext*. Compare the *viewId* of the current *viewRoot* with the effective `<to-view-id>` of the matching `<navigation-case>`. If they differ, take any necessary actions effectively restart the Jakarta Faces lifecycle on the effective `<to-view-id>` of the matching `<navigation-case>`. Care must be taken to preserve any view parameters or navigation case parameters, clear the view map of the *UIViewRoot*, and call *setRenderAll(true)* on the *PartialViewContext*.
- If none of the above steps found a matching `<navigation-case>`, perform the steps in [Requirements for Explicit Navigation in Faces Flow Call Nodes other than ViewNodes](#) to find a matching `<navigation-case>`.
- If none of the above steps found a matching `<navigation-case>`, if *ProjectStage* is not *Production* render a message in the page that explains that there was no match for this outcome.

A rule match always causes a new view to be created, losing the state of the old view. This includes clearing out the view map.

Query string parameters may be contributed by three different sources: the outcome (implicit navigation), a nested `<f:param>` on the component tag (e.g., `<h:link>`, `<h:button>`, `<h:commandLink>`, `<h:commandButton>`), and view parameters. When a redirect URL is built, whether it be by the *NavigationHandler* on a redirect case or a *UIOutcomeTarget* renderer, the query string parameter sources should be consulted in the following order:

- the outcome (implicit navigation)
- view parameter
- nested `<f:param>`

If a query string parameter is found in two or more sources, the latter source must replace all instances of the query string parameter from the previous source(s).

[P1-end]

### 7.4.2.1. Requirements for Explicit Navigation in Faces Flow Call Nodes other than ViewNodes

[P1-start ExplicitNavigationNonViewFlowNode requirements] These steps must be performed in this order to determine the *vdl view identifier* when navigating to a flow node that is not a view node.

Algorithm for resolving a *nodeId* to a *vdl view identifier*.

- If *nodeId* is a view node, let *vdl view identifier* be the value of *nodeId* and exit the algorithm.
- If the node is a *SwitchNode*, iterate over the *NavigationCase* instances returned from its *getCases()* method. For each, one call *getCondition()*. If the result is *true*, let *nodeId* be the value of its *fromOutcome* property.
- If the node is a *MethodCallNode*, let *nodeId* be the value invoking the value of its *methodExpression* property. If the result is *null*, let *nodeId* be the value of the *MethodCallNode*'s *outcome* property.
- If the node is a *FlowCallNode*, save it aside as *facesFlowCallNode*. Let *flowId* be the value of its *calledFlowId* property and *flowDocumentId* be the value of its *calledFlowDocumentId* property. If no *flowDocumentId* exists for the node, let it be the string resulting from *flowId* + "/" + *flowId* ".xhtml". Ask the *FlowHandler* for a *Flow* for this *flowId*, *flowDocumentId* pair. Obtain a reference to the start node and execute this algorithm again, on that start node.
- If the node is a *ReturnNode* obtain its navigation case and call *FlowHandler.pushReturnMode()*. This enables the navigation to proceed with respect to the calling flow's navigation rules, or the application's navigation rules if there is no calling flow. Start the navigation algorithm over using it as the basis but pass the value of the symbolic constant *jakarta.faces.flow.FlowHandler.NULL\_FLOW* as the value of the *toFlowDocumentId* argument. If this does not yield a navigation case, call *FlowHandler.getLastDisplayedViewId()*, which will return the last displayed view id of the calling flow, or *null* if there is no such flow. In a *finally* block, when the re-invocation of the navigation algorithms completes, call *FlowHandler.popReturnMode()*.

### 7.4.2.2. Requirements for Entering a Flow

[P1-start FlowEntryRequirements] If any of the preceding navigation steps cause a flow to be entered, the implementation must perform the following steps, in this order, before continuing with navigation.

- Make it so any *@FlowScoped* beans for this flow are able to be activated when an Expression Language expression that references them is evaluated.
- Call the initializer for the flow, if any.
- Proceed to the start node of the flow, which may be any flow node type.

An attempt to navigate into a flow other than via the identified start node of that throw should cause a *FacesException*.

[P1-end]

### 7.4.2.3. Requirements for Exiting a Flow

[P1-start FlowExitRequirements] If any of the preceding navigation steps cause a flow to be exited, the implementation must perform the following steps, in this order, before continuing with navigation.

- Call the finalizer for the flow, if any.
- De-activate any *@FlowScoped* beans for the current flow.
- If exiting via a return node ensure the return parameters are correctly passed back to the caller.

[P1-end]

### 7.4.2.4. Requirements for Calling A Flow from the Current Flow

[P1-start FlowExitRequirements] If any of the preceding navigation steps cause a flow to be called from another flow, the *transition()* method on *FlowHandler* will ensure parameters are correctly passed.

[P1-end]

## 7.4.3. Example NavigationHandler Configuration

The following *<navigation-rule>* elements might appear in one or more application configuration resources (see [Application Configuration Resources](#)) to configure the behavior of the default *NavigationHandler* implementation:

```

<navigation-rule>
  <description>
    APPLICATION WIDE NAVIGATION HANDLING
  </description>
  <from-view-id> * </from-view-id>

  <navigation-case>
    <description>
      Assume there is a "Logout" button on every page that
      invokes the logout Action.
    </description>
    <display-name>Generic Logout Button</display-name>
    <from-action>#{userBean.logout}</from-action>
    <to-view-id>/logout.jsp</to-view-id>
  </navigation-case>

  <navigation-case>
    <description>
      Handle a generic error outcome that might be returned
      by any application Action.
    </description>
    <display-name>Generic Error Outcome</display-name>
    <from-outcome>loginRequired</from-outcome>
    <to-view-id>/must-login-first.jsp</to-view-id>
  </navigation-case>

  <navigation-case>
    <description>
      Illustrate paramaters
    </description>
    <from-outcome>redirectPasswordStrength</from-outcome>
    <redirect>
      <view-param>
        <name>userId</name>
        <value>someValue</value>
      </view-param>
      <include-view-params>true</include-view-params>
    </redirect>
  </navigation-case>
</navigation-rule>

```

```
<navigation-rule>
  <description>
    LOGIN PAGE NAVIGATION HANDLING
  </description>
  <from-view-id> /login.jsp </from-view-id>

  <navigation-case>
    <description>
      Handle case where login succeeded.
    </description>
    <display-name>Successful Login</display-name>
    <from-action>#{userBean.login}</from-action>
    <from-outcome>success</from-outcome>
    <to-view-id>/home.jsp</to-view-id>
  </navigation-case>

  <navigation-case>
    <description>
      User registration for a new user succeeded.
    </description>
    <display-name>Successful New User Registration</display-name>
    <from-action>#{userBean.register}</from-action>
    <from-outcome>success</from-outcome>
    <to-view-id>/welcome.jsp</to-view-id>
  </navigation-case>

  <navigation-case>
    <description>
      User registration for a new user failed because of a
      duplicate username.
    </description>
    <display-name>Failed New User Registration</display-name>
    <from-action>#{userBean.register}</from-action>
    <from-outcome>duplicateUserName</from-outcome>
    <to-view-id>/try-another-name.jsp</to-view-id>
  </navigation-case>
</navigation-rule>
```

```

<navigation-rule>
  <description>
    Assume there is a search form on every page. These navigation
    cases get merged with the application-wide rules above because
    they use the same "from-view-id" pattern. The same thing would
    also happen if "from-view-id" was omitted here, because that is
    equivalent to a matching pattern of "*".
  </description>
  <from-view-id> * </from-view-id>

  <navigation-case>
    <display-name>Search Form Success</display-name>
    <from-action>#{searchForm.go}</from-action>
    <from-outcome>success</from-outcome>
    <to-view-id>/search-results.jsp</to-view-id>
  </navigation-case>

  <navigation-case>
    <display-name>Search Form Failure</display-name>
    <from-action>#{searchForm.go}</from-action>
    <to-view-id>/search-problem.jsp</to-view-id>
  </navigation-case>
</navigation-rule>

```

```

<navigation-rule>
  <description>
    Searching works slightly differently in part of the site.
  </description>
  <from-view-id> /movies/* </from-view-id>

  <navigation-case>
    <display-name>Search Form Success</display-name>
    <from-action>#{searchForm.go}</from-action>
    <from-outcome>success</from-outcome>
    <to-view-id>/movie-search-results.jsp</to-view-id>
  </navigation-case>

  <navigation-case>
    <display-name>Search Form Failure</display-name>
    <from-action>#{searchForm.go}</from-action>
    <to-view-id>/search-problem.jsp</to-view-id>
  </navigation-case>
</navigation-rule>

```

```

public void savePizza();

<navigation-rule>
  <description>
    Pizza topping selection navigation handling
  </description>
  <from-view-id>/selectToppings.xhtml</from-view-id>

  <navigation-case>
    <description>
      Case where pizza is saved but there is additional cost
    </description>
    <display-name>Pizza saved w/ extras</display-name>
    <from-action>#{pizzaBuilder.savePizza}</from-action>
    <if>#{pizzaBuilder.additionalCost}</if>
    <to-view-id>/approveExtras.xhtml</to-view-id>
  </navigation-case>

  <navigation-case>
    <description>
      Case where pizza is saved and additional pizzas are needed
    </description>
    <display-name>Pizza saved, additional pizzas needed</display-name>
    <from-action>#{pizzaBuilder.savePizza}</from-action>
    <if>#{not order.complete}</if>
    <to-view-id>/createPizza.xhtml</to-view-id>
  </navigation-case>

  <navigation-case>
    <description>
      Handle case where pizza is saved and order is complete
    </description>
    <display-name>Pizza complete</display-name>
    <from-action>#{pizzaBuilder.savePizza}</from-action>
    <if>#{order.complete}</if>
    <to-view-id>/cart.xhtml</to-view-id>
  </navigation-case>
</navigation-rule>

```



```

public String placeOrder();

<navigation-rule>
  <description>
    Cart navigation handling
  </description>
  <from-view-id>/cart.xhtml</from-view-id>

  <navigation-case>
    <description>
      Handle case where account has one click delivery enabled
    </description>
    <display-name>Place order w/ one-click delivery</display-name>
    <from-action>#{pizzaBuilder.placeOrder}</from-action>
    <if>#{account.oneClickDelivery}</if>
    <to-view-id>/confirmation.xhtml</to-view-id>
  </navigation-case>

  <navigation-case>
    <description>
      Handle case where delivery information is required
    </description>
    <display-name>Place order w/o one-click delivery</display-name>
    <from-action>#{pizzaBuilder.placeOrder}</from-action>
    <if>#{not account.oneClickDelivery}</if>
    <to-view-id>/delivery.xhtml</to-view-id>
  </navigation-case>
</navigation-rule>

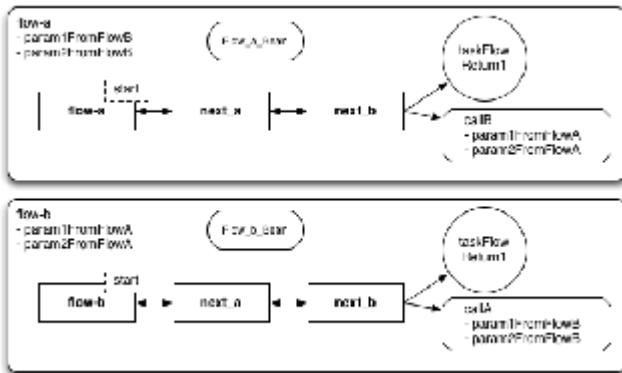
```

## 7.5. FlowHandler

Any Jakarta Faces application can be modeled as a directed graph where the nodes are views and the edges are transitions between the views. Faces Flows introduces several other kinds of nodes to this directed graph, providing support for encapsulating related views and edges together. Applications can be created as composites of modules of functionality, with each module consisting of well defined entry and exit conditions, and the ability to share state among the nodes within each module. This feature is heavily influenced by the design of ADF Task Flows in Oracle's Fusion Middleware and also by Spring Web Flow and Apache MyFaces CODI. The normative specification for this feature proceeds from the Javadoc for the class *jakarta.faces.flow.FlowHandler*, and also from related requirements in [NavigationHandler](#). This section provides a non-normative usage example and walkthrough of feature so that all the other parts of the specification that intersect with this feature can be discovered.

### 7.5.1. Non-normative example

Here is a simple example to introduce the feature. It does not touch on all aspects of the feature. The example has two flows, each of which calls the other, passing parameters. Any view outside of a flow may navigate to either of the flows, named flow-a and flow-b.



This diagram uses the following conventions.

- view nodes are boxes
- faces flow return nodes are circles
- faces flow call nodes are boxes with the corners chopped off
- *@FlowScoped* beans are rectangles semi-circular short sides
- the start node is marked “start”
- inbound and outbound parameters are listed by name
- arrows show valid traversals among the nodes.

These flows are identical, except for the names of their constituents, and each has the following properties.

- Three view nodes, one of which is the implicit start node
- One faces flow return node, each of which returns the outcome “return1”
- One flow call node, which calls the other flow, with two outbound parameters, named to match up with the other flow
- Two inbound parameters, named to match up with the other flow

The different kinds of nodes mentioned in the preceding discussion are defined in the javadoc for class *jakarta.faces.flow.FlowHandler*.

Consider this simple web app, called *basic\_faces\_flow\_call.war*, containing the above mentioned flows. The file layout for of the app is shown next. The example is shown using maven war packaging

```

basic_faces_flow_call/
  pom.xml
  src/main/webapp/
    index.xhtml
    return1.xhtml
    WEB-INF/beans.xml
    flow-a/
      flow-a.xhtml
      next_a.xhtml
      next_b.xhtml
    flow-b/
      flow-b-flow.xml
      next_a.xhtml
      next_b.xhtml
  src/main/java/com/sun/faces/basic_faces_flow_call/
    FlowA.java
    Flow_a_Bean.java
    Flow_b_Bean.java

```

To complete the example, the execution of the flows is examined. When the application containing these flows is deployed, the runtime discovers the flow definitions and adds them to the internal flow data structure. One flow is defined in *flow-b-flow.xml*. This is an XML file conforming to the Application Configuration Resources syntax described in [Application Configuration Resources](#). The other flow is defined in *FlowA.java*, a class with a method with the `@FlowDefinition` annotation. When the flow discovery is complete, an application scoped, thread safe data structure containing the flow definitions is available from the `jakarta.faces.flow.FlowHandler` singleton. This data structure is navigable by the runtime via the `jakarta.faces.flow.Flow` API.

When the user agent visits [http://localhost:8080/basic\\_faces\\_flow\\_call/faces/index.xhtml](http://localhost:8080/basic_faces_flow_call/faces/index.xhtml), they see a page with two buttons, the actions of which are *flow-a*, and *flow-b*, respectively. Clicking either button causes entry to the corresponding flow. In this case, the user clicks the *flow-a* button. The `@FlowScoped` bean *Flow\_a\_Bean* is instantiated by the container and navigation proceeds immediately to the start node, in this case *flow-a.xhtml*. The user proceeds directly to click a button taking them to *next\_a.xhtml*, and then to *next\_b.xhtml*. On that page there is a button whose action is *callB*. Clicking this button activates the correspondingly named faces flow call node, which prepares the specified outbound parameters, de-activates *Flow\_a\_Bean* and calls *flow-b*.

Upon entry to *flow-b*, the `@FlowScoped` bean *Flow\_b\_Bean* is instantiated by the container, the outbound parameters from *flow-a* are matched up with corresponding inbound parameters on *flow-b* and navigation proceeds immediately to the start node, in this case *flow-b.xhtml*. The user proceeds directly to click a button taking them to *next\_a.xhtml*, and then to *next\_b.xhtml*. On that page there is a button whose action is *taskFlowReturn1*. Clicking this button causes *Flow\_b\_Bean* to be deactivated and navigation to the view named *return1* to be performed.

## 7.5.2. Non-normative Feature Overview

The normative requirements of the feature are stated in the context of the part of the specification impacted. This section gives the reader a non-normative overview of the feature that touches on all the parts of the specification that intersect with this feature.

### *Startup Time*

At startup time, the runtime will discover flows available for this application. *This behavior is normatively specified in [Faces Flows](#) and in the XML schema for the application configuration resources.*

### *Invoke Application Time*

The default *ActionListener* may need to take special action when calling into a flow. *This behavior is normatively specified in [ActionListener Property](#).*

The default *NavigationHandler* implementation must use the *FlowHandler* during its operation. *This behavior is normatively specified in [Default NavigationHandler Algorithm](#).*

## 7.6. ViewHandler

*ViewHandler* is the pluggability mechanism for allowing implementations of or applications using the Jakarta Server Faces specification to provide their own handling of the activities in the *Render Response* and *Restore View* phases of the request processing lifecycle. This allows for implementations to support different response generation technologies, as well as different state saving/restoring approaches.

A Jakarta Faces implementation must provide a default implementation of the *ViewHandler* interface. See [ViewHandler Property](#) for information on replacing this default implementation with another implementation.

### 7.6.1. Overview

ViewHandler defines the public APIs described in the following paragraphs

```
public Locale calculateLocale(FacesContext context);
public String calculateRenderKitId(FacesContext context);
```

These methods are called from *createView()* to allow the new view to determine the *Locale* to be used for all subsequent requests, and to find out which *renderKitId* should be used for rendering the view.

```
public void initView(FacesContext) throws FacesException;
public String calculateCharacterEncoding(FacesContext context);
```

The *initView()* method must be called as the first method in the implementation of the *Restore View*

Phase of the request processing lifecycle, immediately after checking for the existence of the *FacesContext* parameter. See the javadocs for this method for the specification.

```
public String deriveViewId(FacesContext context, String input);
```

The *deriveViewId()* method is an encapsulation of the viewId derivation algorithm in previous versions of the specification. This method looks at the argument *input*, and the current request and derives the *viewId* upon which the lifecycle will be run.

```
public UIViewRoot createView(FacesContext context, String viewId);
```

Create and return a new *UIViewRoot* instance, initialized with information from the specified *FacesContext* and view identifier parameters.

If the view being requested is a Facelet view, the *createView()* method must ensure that the *UIViewRoot* is fully populated with all the children defined in the VDL page before *createView()* returns.

```
public String getActionURL(FacesContext context, String viewId);
```

Returns a URL, suitable for encoding and rendering, that (if activated) will cause the Jakarta Faces request processing lifecycle for the specified *viewId* to be executed

```
public String getBookmarkableURL(FacesContext context, String viewId,
    Map<String, List<String>> parameters, boolean includeViewParams);
```

Return a Jakarta Faces action URL derived from the *viewId* argument that is suitable to be used as the target of a link in a Jakarta Faces response. The URL, if activated, would cause the browser to issue an initial request to the specified *viewId*

```
public String getRedirectURL(FacesContext context, String viewId,
    Map<String, List<String>> parameters, boolean includeViewParams);
```

Return a Jakarta Faces action URL derived from the *viewId* argument that is suitable to be used by the *NavigationHandler* to issue a redirect request to the URL using an initial request.

```
public String getResourceURL(FacesContext context, String path);
```

Returns a URL, suitable for encoding and rendering, that (if activated) will retrieve the specified web application resource.

```
public void renderView(FacesContext context, UIViewRoot viewToRender)
    throws IOException, FacesException;
```

This method must be called during the *Render Response* phase of the request processing lifecycle. It must provide a valid *ResponseWriter* or *ResponseStream* instance, storing it in the *FacesContext* instance for the current request (see [ResponseStream and ResponseWriter](#)), and then perform whatever actions are required to cause the view currently stored in the *viewRoot* of the *FacesContext* instance for the current request to be rendered to the corresponding writer or stream. It must also interact with the associated *StateManager* (see [StateManager](#)), by calling the *getSerializedView()* and *saveView()* methods, to ensure that state information for current view is saved between requests.

```
public UIViewRoot restoreView(FacesContext context,
    String viewId) throws IOException;
```

This method must be called from the *Restore View* phase of the request processing lifecycle. It must perform whatever actions are required to restore the view associated with the specified *FacesContext* and *viewId*.

It is the caller's responsibility to ensure that the returned *UIViewRoot* instance is stored in the *FacesContext* as the new *viewRoot* property. In addition, if *restoreView()* returns *null* (because there is no saved state for this view identifier), the caller must call *createView()*, and call *renderResponse()* on the *FacesContext* instance for this request.

```
public void writeState(FacesContext context) throws IOException;
```

Take any appropriate action to either immediately write out the current view's state information (by calling *StateManager.writeState()*), or noting where state information may later be written. This method must be called once per call to the *encodeEnd()* method of any renderer for a *UIForm* component, in order to provide the *ViewHandler* an opportunity to cause saved state to be included with each submitted form.

```
public ViewDeclarationLanguage getViewDeclarationLanguage();
```

See the javadocs for this method for the specification.

```
public Set<String> getProtectedViewsUnmodifiable();
public void addProtectedView(String urlPattern);
public boolean removeProtectedView(String urlPattern)
```

See the javadocs for these methods for the specification.

## 7.6.2. Default ViewHandler Implementation

The terms *view identifier* and *viewId* are used interchangeably below and mean the context relative path to the web application resource that produces the view, such as a Jakarta Server Pages page or a Facelets page. In the Jakarta Server Pages case, this is a context relative path to the jsp page representing the view, such as */foo.jsp*. In the Facelets case, this is a context relative path to the XHTML page representing the view, such as */foo.xhtml*.

Jakarta Faces implementations must provide a default *ViewHandler* implementation, along with a default *ViewDeclarationLanguageFactory* implementation that vends *ViewDeclarationLanguage* implementations designed to support the rendering of Jakarta Server Pages pages containing Jakarta Faces components and Facelets pages containing Jakarta Faces components. The default *ViewHandler* is specified in this section and the default *ViewDeclarationLanguage* implementations are specified in the following section.

### 7.6.2.1. ViewHandler Methods that Derive Information From the Incoming Request

[P1-start *ViewHandler.deriveViewId()* requirements] The *deriveViewId()* method must fulfill the following responsibilities:

- If the argument input is *null*, return *null*.
- If prefix mapping (such as “/faces/\*”) is used for *FacesServlet*, normalize the *viewId* according to the following algorithm, or its semantic equivalent, and return it.
  - Remove any number of occurrences of the prefix mapping from the *viewId*. For example, if the incoming value was */faces/faces/faces/view.xhtml* the result would be simply *view.xhtml*.
- If suffix mapping (such as “\*.faces”) is used for *FacesServlet*, the *viewId* is set using following algorithm.
  - Let *requestViewId* be the value of argument *input*.
  - Consult the javadocs for *ViewHandler.FACELETS\_VIEW\_MAPPINGS\_PARAM\_NAME* and perform the steps necessary to obtain a value for that param (or its alias as in the javadocs). Let this be *faceletsViewMappings*.
  - Obtain the value of the context initialization parameter named by the symbolic constant *ViewHandler.DEFAULT\_SUFFIX\_PARAM\_NAME* (if no such context initialization parameter is present, use the value of the symbolic constant *ViewHandler.DEFAULT\_SUFFIX*). Let this be *jspDefaultSuffixes*. For each entry in the list from *jspDefaultSuffixes*, replace the suffix of *requestViewId* with the current entry from *jspDefaultSuffixes*. For discussion, call this *candidateViewId*. For each entry in *faceletsViewMappings*, If the current entry is a prefix mapping entry, skip it and continue to the next entry. If *candidateViewId* is exactly equal to the current entry, consider the algorithm complete with the result being *candidateViewId*. If the current entry is a wild-card extension mapping, apply it non-destructively to *candidateViewId* and look for a physical resource with that name. If present, consider the algorithm complete with the result being the name of the physical resource. Otherwise look for a physical resource with the name *candidateViewId*. If such a resource exists, consider the algorithm complete with

the result being *candidateViewId*. If there are no entries in *faceletsViewMappings*, look for a physical resource with the name *candidateViewId*. If such a resource exists, *candidateViewId* is the correct *viewId*.

- Otherwise, obtain the value of the context initialization parameter named by the symbolic constant *ViewHandler.FACELETS\_SUFFIX\_PARAM\_NAME*. (if no such context initialization parameter is present, use the value of the symbolic constant *ViewHandler.DEFAULT\_FACELETS\_SUFFIX*). Let this be *faceletsDefaultSuffix*. Replace the suffix of *requestViewId* with *faceletsDefaultSuffix*. For discussion, call this *candidateViewId*. If a physical resource exists with that name, *candidateViewId* is the correct *viewId*.
  - Otherwise, if a physical resource exists with the name *requestViewId* let that value be *viewId*.
  - Otherwise return *null*.
- If an exact mapping (such as /foo) is used for FacesServlet, the *viewId* is set using following algorithm.
    - Let *requestViewId* be the value of the argument input.
    - Obtain the value of the context initialization parameter named by the symbolic constant *ViewHandler.FACELETS\_SUFFIX\_PARAM\_NAME*. (if no such context initialization parameter is present, use the value of the symbolic constant *ViewHandler.DEFAULT\_FACELETS\_SUFFIX*). Let this be *faceletsDefaultSuffix*.
    - Obtain the value of the context initialization parameter named by the symbolic constant *ViewHandler.DEFAULT\_SUFFIX\_PARAM\_NAME* (if no such context initialization parameter is present, use the value of the symbolic constant *ViewHandler.DEFAULT\_SUFFIX*). Let this be *defaultSuffixes*.
    - Add *faceletsDefaultSuffix* to *defaultSuffixes*.
    - For each entry in the list from *defaultSuffixes*, add that current entry to the end of *requestViewId*. For discussion, call this *candidateViewId*. Look for a physical resource with the name *candidateViewId*. If such a resource exists, consider the algorithm complete with the result being *candidateViewId*.
    - Otherwise, if a physical resource exists with the name *requestViewId* let that value be *viewId*. Otherwise return *null*.
  - [P1-end]

The *getViewDeclarationLanguage()* must fulfill the following responsibilities.

- See the javadocs for the normative specification for this method.

[P1-start *ViewHandler.deriveLogicalViewId()* requirements] The *deriveLogicalViewId()* method is identical to *deriveViewId()* except that it does not check for the existence of the resource. [P1-end]

[P1-start *ViewHandler.calculateCharacterEncoding()* requirements] The *calculateCharacterEncoding()* method must fulfill the following responsibilities:



- Examine the *Content-Type* request header. If it has a *charset* parameter extract it and return it.
- If not, test for the existence of a session by calling *getSession(false)* on the *ExternalContext* for this *FacesContext*. If the session is non- *null*, look in the *Map* returned by the *getSessionMap()* method of the *ExternalContext* for a value under the key given by the value of the symbolic constant *jakarta.faces.application.ViewHandler.CHARACTER\_ENCODING\_KEY*. If a value is found, convert it to a *String* and return it. [P1-end]

[P1-start calculateLocale() requirements] The *calculateLocale()* method must fulfill the following responsibilities:

- Attempt to match one of the locales returned by the *getLocales()* method of the *ExternalContext* instance for this request, against the supported locales for this application as defined in the application configuration resources. Matching is performed by the algorithm described in Section JSTL.8.3.2 of the JSTL Specification. If a match is found, return the corresponding *Locale* object.
- Otherwise, if the application has specified a default locale in the application configuration resources, return the corresponding *Locale* object.
- Otherwise, return the value returned by calling *Locale.getDefault()*. [P1-end]

[P1-start calculateRenderKitId() requirements] The *calculateRenderKitId()* method must fulfill the following responsibilities:

- Return the value of the request parameter named by the symbolic constant *ResponseStateManager.RENDER\_KIT\_ID\_PARAM* if it is not *null*.
- Otherwise, return the value returned by *Application.getDefaultRenderKitId()* if it is not *null*.
- Otherwise, return the value specified by the symbolic constant *RenderKitFactory.HTML\_BASIC\_RENDER\_KIT*.

### 7.6.2.2. ViewHandler Methods that are Called to Fill a Specific Role in the Lifecycle

[P1-start createView() requirements] The *createView()* method must obtain a reference to the *ViewDeclarationLanguage* for this *viewId* and call its *ViewDeclarationLanguage.createView()* method, returning the result and not swallowing any exceptions thrown by that method. [P1-end]

[P1-start initView() requirements] The *initView()* method must fulfill the following responsibilities:

- See the javadocs for this method for the specification. [P1-end]

[P1-start renderView() requirements] The *renderView()* method must obtain a reference to the *ViewDeclarationLanguage* for the *viewId* of the argument *viewToRender* and call its *ViewDeclarationLanguage.restoreView()* method, returning the result and not swallowing any exceptions thrown by that method. [P1-end]

[P1-start restoreView() requirements] The *restoreView()* method must obtain a reference to the *ViewDeclarationLanguage* for the *viewId* of the argument *viewToRender* and call its *ViewDeclarationLanguage.restoreView()* method, returning the result and not swallowing any

exceptions thrown by that method.[P1-end]

The *writeState()* method must fulfill the following responsibilities:

- Obtain the saved state stored in a thread-safe manner during the invocation of *renderView()* and pass it to the *writeState()* method of the *StateManager* for this application.

### 7.6.2.3. ViewHandler Methods Relating to Navigation

[P1-start *getActionURL()* requirements] The *getActionURL()* method must fulfill the following responsibilities:

- If the specified *viewId* does not start with a “/”, throw *IllegalArgumentException*.
- If exact mapping (such as */foo*) is used for *FacesServlet*, the following algorithm must be followed to derive the result.
  - Retrieve the collection of existing mappings of the *FacesServlet*, e.g. using *ServletRegistration#getMappings()*. Let this be *facesServletMappings*. If the argument *viewId* has an extension, then obtain the value of the context initialization parameter named by the symbolic constant *ViewHandler.FACELETS\_SUFFIX\_PARAM\_NAME*. (if no such context initialization parameter is present, use the value of the symbolic constant *ViewHandler.DEFAULT\_FACELETS\_SUFFIX*). Let this be *faceletsDefaultSuffix*.
  - Obtain the value of the context initialization parameter named by the symbolic constant *ViewHandler.DEFAULT\_SUFFIX\_PARAM\_NAME* (if no such context initialization parameter is present, use the value of the symbolic constant *ViewHandler.DEFAULT\_SUFFIX*). Let this be *defaultSuffixes*.
  - Add *faceletsDefaultSuffix* to *defaultSuffixes*.
  - For each entry in the list from *defaultSuffixes*, if the extension of the argument *viewId* is equal to this entry, remove the extension from *viewId*. For discussion, call this *candidateViewId*.
  - Look if the *candidateViewId* is present in *facesServletMappings*. If so, the result is *contextPath candidateViewId*.
  - If the argument *viewId* has no extension, then look if the *viewId* is present in *facesServletMappings*. If so, the result is *contextPath + viewId*.
  - If no result has been obtained, pick any prefix mapping or extension mapping from *facesServletMappings*. If no such mapping is found, throw an *IllegalStateException*.
  - If such mapping is found remove the "\*" character from that mapping, take that as the new mapping and continue with evaluating this mapping as specified below for "if prefix mapping [...] is used" and for "if suffix mapping [...] is used"
- If prefix mapping (such as *"/faces/\*"*) is used for *FacesServlet*, prepend the context path of the current application, and the specified prefix, to the specified *viewId* and return the completed value. For example *"/cardemo/faces/chooseLocale.jsp"*.
- If suffix mapping (such as *"\*.faces"*) is used for *FacesServlet*, the following algorithm must be

followed to derive the result.

- If the argument *viewId* has no extension, the result is *contextPath* + *viewId* + *mapping*, where *contextPath* is the context path of the current application, *viewId* is the argument *viewId* and *mapping* is the value of the mapping (such as “\*.faces”).
- If the argument *viewId* has an extension, and this extension is not *mapping*, the result is *contextPath*  
*viewId.substring(0, period)* + *mapping*.
- If the argument *viewId* has an extension, and this extension is *mapping*, the result is *contextPath* + *viewId*. For example “/cardemo/chooseLocale.faces”
- If the current view is one of the views to which view protection must be applied, the returned URL must contain the parameter with a name equal to the value of the constant defined by *ResponseStateManager.NON\_POSTBACK\_VIEW\_TOKEN\_PARAM*. The value of this parameter must be the return value from a call to *ResponseStateManager.getCryptographicallyStrongTokenFromSession()*. This parameter is inspected during the restore view phase (see [Restore View](#)).

[P1-end]

[P1-start *getBookmarkableURL()* requirements] The *getBookmarkableURL()* method must fulfill the following responsibilities:

- If argument *includeViewParams* is *true*, obtain the view parameters corresponding to the argument *viewId* and append them to the *Map* given in argument *parameters*. Let the resultant *Map* be called *paramsToEncode*.
  - If the *viewId* of the current *FacesContext* is not equal to the argument *viewId*, get the *ViewDeclarationLanguage* for the argument *viewId*, obtain its *ViewMetadata*, call *createMetadataView()* on it, then call *ViewMetadata.getViewParameters()* passing the return from *createMetadataView()*. Let the result of this method be *toViewParams*.
  - If the *viewId* of the current *FacesContext* is equal to the argument *viewId*, call *ViewMetadata.getViewParameters()* passing the current *UIViewRoot*. Let the result of this method be *toViewParams*.
  - If *toViewParams* is empty, take no further action to add view parameters to this URL. Iterate over each *UIViewParameter* element in *toViewParams* and take the following actions on each element.
  - If the *Map* given by *parameters* has a key equal to the *name* property of the current element, take no action on the current element and continue iterating.
  - If the current *UIViewParameter* has a *ValueExpression* under the key “value” (without the quotes), let *value* be the result of calling *getStringValueFromModel()* on the current *UIViewParameter*.
  - Otherwise, if the current *viewId* is the same as the argument *viewId*, let *value* be the result of calling *getStringValue()* on the current *UIViewParameter*.

- Otherwise, if the current *viewId* is different from the argument *viewId*, locate the *UIViewParameter* instance in the current view whose name is equivalent to the current element and let *value* be the result of calling *getStringValue()* on the located *UIViewParameter*.
- If the above steps yielded a non-null *value*, find the *List<String>* value in the *parameters* map under the key given by the *name* property of the current *UIViewParameter* element. If such a *List* exists, add *value* to it. Otherwise create a *List<String>*, add *value* to it, and add it to the *parameters* map under the appropriate key.
- If argument *includeViewParams* is *false*, take no action to add additional entries to *parameters*. Let *paramsToEncode* be *parameters*.
- Call *getActionURL()* on the argument *viewId*. Let the result be *actionEncodedViewId*.
- Call *encodeBookmarkableURL()* on the current *ExternalContext*, passing *actionEncodedViewId* as the first argument and *paramsToEncode* as the second. Let the result be *bookmarkEncodedURL*.
- Pass *bookmarkEncodedURL* to *ExternalContext.encodeActionURL()* and return the result.[P1-end]

[P1-start *getRedirectURL()* requirements] The *getRedirectURL()* method must fulfill the following responsibilities:

- Take exactly the same action as in *getBookmarkableURL()* up to and including the call to *getActionURL()*. Thereafter take the following actions.
- Call *encodeRedirectURL()* on the current *ExternalContext*, passing *actionEncodedViewId* as the first argument and *paramsToEncode* as the second. Let the result be *redirectEncodedURL*.
- Pass *redirectEncodedURL* to *ExternalContext.encodeActionURL()* and return the result.[P1-end]

[P1-start *getResourceURL()* requirements] The *getResourceURL()* method must fulfill the following responsibilities:

- If the specified path starts with a “/”, prefix it with the context path for the current web application, and return the result.
- Otherwise, return the specified *path* value unchanged.[P1-end]

#### 7.6.2.4. ViewHandler Methods that relate to View Protection

- [P1-start *addProtectedView()* requirements] See the javadocs for *addProtectedView()* for the normative specification. [P1-end]
- [P1-start *removeProtectedView()* requirements] See the javadocs for *removeProtectedView()* for the normative specification. [P1-end]
- [P1-start *getProtectedViewsUnmodifiable()* requirements] See the javadocs for *getProtectedViewsUnmodifiable()* for the normative specification.

See the *View Protection* section within [Restore View](#) for the normative specification of this feature.

## 7.7. ViewDeclarationLanguage

To support the introduction of Facelets into the core specification, whilst preserving backwards compatibility with existing Jakarta Server Pages applications, the concept of the *View Declaration Language* was formally introduced in version 2 of the specification. A View Declaration Language (VDL) is a syntax used to declare user interfaces comprised of instances of Jakarta Faces *UIComponents*. Under this definition, both Jakarta Server Pages and Facelets are examples of an implementation of a VDL. Any of the responsibilities of the *ViewHandler* that specifically deal with the VDL sub-system are now the domain of the VDL implementation. These responsibilities are defined on the *ViewDeclarationLanguage* class.

### 7.7.1. ViewDeclarationLanguageFactory

*ViewDeclarationLanguageFactory* is a factory object that creates (if needed) and returns a new *ViewDeclarationLanguage* instance based on the VDL found in a specific view.

The factory mechanism specified in [FactoryFinder](#) and the decoration mechanism specified in [Delegating Implementation Support](#) are used to allow decoration or replacement of the *ViewDeclarationLanguageFactory*.

```
public ViewDeclarationLanguage getViewDeclarationLanguage(String viewId)
```

Return the *ViewDeclarationLanguage* instance suitable for handling the VDL contained in the page referenced by the argument `viewId`. [P1-start\_required\_ViewDeclarationLanguageImpls]The default implementation must return a valid *ViewDeclarationLanguage* instance for views written in either Jakarta Server Pages or Facelets. [P1-end\_required\_ViewDeclarationLanguageImpls]Whether the instance returned is the same for a Jakarta Server Pages or a Facelet view is an implementation detail.

### 7.7.2. Default ViewDeclarationLanguage Implementation

For each of the methods on *ViewDeclarationLanguage*, the required behavior is broken into three segments:

- Behavior required of all compliant implementations
- Behavior required of the implementation that handles Facelet views
- Behavior required of the implementation that handles Jakarta Server Pages views

Any implementation strategy is valid as long as these requirements are met.

#### 7.7.2.1. ViewDeclarationLanguage.createView()

```
public UIViewRoot createView(FacesContext context, String viewId)
```

[P1-start `createView()` requirements] The `createView()` method must fulfill the following responsibilities.

All implementations must:

- If there is an existing `UIViewRoot` available on the `FacesContext`, this method must copy its `locale` and `renderKitId` to this new view root. If not, this method must call `calculateLocale()` and `calculateRenderKitId()`, and store the results as the values of the `locale` and `renderKitId`, properties, respectively, of the newly created `UIViewRoot`.
- If no `viewId` could be identified, or the `viewId` is exactly equal to the servlet mapping, send the response error code `SC_NOT_FOUND` with a suitable message to the client.
- Create a new `UIViewRoot` object instance using `Application.createComponent(UIViewRoot.COMPONENT_TYPE)`.
- Pass the argument `viewId` to the `setViewId()` method on the new `UIViewRoot` instance.
- The new `UIViewRoot` instance must be passed to `FacesContext.setViewRoot()`. This enables the broadest possible range of implementations for how tree creation is actually implemented.

The Jakarta Server Pages and implementation is not required to take any additional action.

The Facelet implementation must call `calculateResourceLibraryContracts()`, passing the argument `viewId`, and unconditionally set the result as the `resourceLibraryContracts` property on the `FacesContext`. The implementation must obtain the `ViewDeclarationLanguage` reference on which to invoke `calculateResourceLibraryContracts()` from the `ViewHandler`. This ensures the methods can be correctly decorated.

All implementations must:

- Return the newly created `UIViewRoot`.

[P1-end]

### 7.7.2.2. ViewDeclarationLanguage.calculateResourceLibraryContracts()

```
public List<String> calculateResourceLibraryContracts(
    FacesContext context, String viewId)
```

The Jakarta Server Pages implementation must return `null`.

The Facelet implementation must examine the resource library contracts data structure, which was populated as specified in [Resource Library Contracts](#), and find the `<contract-mapping>` element that matches the argument `viewId`. When processing the nested `<url-pattern>` matches must be made using the following rules in this order.

1. An exact match.

2. The longest match
3. The value \* matches all incoming viewIds

The value returned from this method is the list whose contents are taken from the *contracts* attribute of the matching *<contract-mapping>* element.

### 7.7.2.3. ViewDeclarationLanguage.buildView()

```
public void buildView(FacesContext context, UIComponent root)
```

[P1-start buildView() requirements] The *buildView()* method must fulfill the following responsibilities.

All implementations must:

- The implementation must guarantee that the page is executed in such a way that the *UIComponent* tree described in the VDL page is completely built and populated, rooted at the new *UIViewRoot* instance created previously.
- The runtime must guarantee that the view must be fully populated before the *afterPhase()* method of any *PhaseListeners* attached to the application or to the *UIViewRoot* (via *UIViewRoot.setAfterPhaseListener()* or *UIViewRoot.addPhaseListener()* ) are called.

The Facelets implementation must guarantee the markup comprising the view is executed with the *UIComponent* instances in the view being encountered in the same depth-first order as in other lifecycle methods defined on *UIComponent*, and added to the view (but not rendered at this time), during the traversal. .

[P1-end]

### 7.7.2.4. ViewDeclarationLanguage.getComponentMetadata()

```
public BeanInfo getComponentMetadata(
    FacesContext context, Resource componentResource)
```

[P1-start getComponentMetaData() requirements] The *getComponentMetadata()* method must fulfill the following responsibilities:

All implementations must:

- Return a reference to the component metadata for the composite component represented by the argument *componentResource*, or *null* if the metadata cannot be found. The implementation may share and pool what it ends up returning from this method to improve performance.

The Facelets implementation must

- Support argument *componentResource* being a Facelet markup file that is to be interpreted as a composite component as specified in [Composite Component Metadata](#).

The Jakarta Server Pages implementation is not required to support argument *componentResource* being a Jakarta Server Pages markup file. In this case, *null* must be returned from this method.[P1-end]

#### 7.7.2.5. ViewDeclarationLanguage.getViewMetadata() and getViewParameters()

```
public ViewMetadata getViewMetadata(FacesContext context, String viewId)
```

[P1-start getViewMetadata() requirements] The *getViewMetadata()* method must fulfill the following responsibilities:

All implementations must:

- Return a reference to the view metadata for the view represented by the argument *viewId*, or *null* if the metadata cannot be found. The implementation may share and pool what it ends up returning from this method to improve performance.

The Facelets implementation must support argument *viewId* being a Facelet markup file from which the view metadata should be extracted.

The Jakarta Server Pages implementation is not required to support argument *viewId* being a Jakarta Server Pages markup file. In this case, *null* must be returned from this method.[P1-end]

#### *ViewMetadata Contract*

```
public UIViewRoot createMetadataView()
```

The content of the metadata is provided by the page author as a special `<f:facet/>` of the *UIViewRoot*. The name of this facet is given by the value of the symbolic constant *UIViewRoot.METADATA\_FACET\_NAME*. The *UIViewRoot* return from this method must have that facet, and its children as its only children. This facet may contain `<f:viewParameter>` or `<f:viewAction>` children. Each such element in the metadata will cause a *UIViewParameter* or *UIViewAction* (respectively) to be added to the view. Because *UIViewParameter* extends *UIInput* it is valid to attach any of the kinds of attached objects to an `<f:viewParameter>` that are valid for any element that represents any other kind of *UIInput* in the view. Because *UIViewAction* implements *ActionSource2*, it is valid to attach any of the kinds of attached objects to an `<f:viewAction>` that are valid for any element that represents any other kind of *ActionSource2* in the view.

]

```
public Collection<UIViewParameter> getViewParameters(UIViewRoot root)
```



Convenience method that uses the view metadata specification above to obtain the *List<UIViewParameter>* for the argument *viewId*.

#### 7.7.2.6. ViewDeclarationLanguage.getScriptComponentResource()

```
public Resource getScriptComponentResource(
    FacesContext context, Resource componentResource)
```

[P1-start *getScriptComponentResource()* requirements] The *getScriptComponentResource()* method must fulfill the following responsibilities:

The Facelets implementation must:

- Take implementation specific action to discover a *Resource* given the argument *componentResource*. The returned *Resource* if non-*null*, must point to a script file that can be turned into something that extends *UIComponent* and implements *NamingContainer*.

The Jakarta Server Pages implementation is not required to support this method. In this case, *null* must be returned from this method.[P1-end]

#### 7.7.2.7. ViewDeclarationLanguage.renderView()

```
public void renderView(FacesContext context, String viewId)
```

[P1-start *renderView()* requirements] The *renderView()* method must fulfill the following responsibilities:

All implementations must:

- Return immediately if calling *isRendered()* on the argument *UIViewRoot* returns *false*.

The Jakarta Server Pages implementation must:

- If the current request is a *ServletRequest*, call the *set()* method of the *jakarta.servlet.jsp.jstl.core.Config* class, passing the current *ServletRequest*, the symbolic constant *Config.FMT\_LOCALE*, and the *locale* property of the specified *UIViewRoot*. This configures JSTL with the application's preferred locale for rendering this response.
- Update the JSTL locale attribute in request scope so that JSTL picks up the new locale from the *UIViewRoot*. This attribute must be updated before the JSTL *setBundle* tag is called because that is when the new *LocalizationContext* object is created based on the locale.
- Create a wrapper around the current response from the *ExternalContext* and set it as the new response in the *ExternalContext*. Otherwise, omit this step. This wrapper must buffer all content written to the response so that it is ready for output at a later point. This is necessary to allow any content appearing after the *<f:view>* tag to appear in the proper position in the page.

- Execute the Jakarta Server Pages page to build the view by treating the *viewId* as a context-relative path (starting with a slash character), by passing it to the *dispatch()* method of the *ExternalContext* associated with this request. Otherwise, continue to the next step. This causes control to pass to the Jakarta Server Pages container, and then to *UIComponentClassicTagBase*. Please consult the javadocs for that class for the specification of how to handle building the view by executing the Jakarta Server Pages page.
- Store the wrapped response in a thread-safe manner for use below. Otherwise, omit this step. The default implementation uses the request scope for this purpose.
- Restore the original response into the *ExternalContext*.
- If the *FacesContext* has a non-*null ResponseWriter* create a new writer using its *cloneWithWriter()* method, passing the response's *Writer* as the argument. Otherwise, use the current *RenderKit* to create a new *ResponseWriter*.
- Set the new *ResponseWriter* into the *FacesContext*, saving the old one aside.

All implementations must:

- Call *saveView()* on the *StateManager* for this application, saving the result in a thread-safe manner for use in the *writeState()* method of *ViewHandler*.
- Call *startDocument()* on the *ResponseWriter*.

The Facelets implementation must:

- Call *encodeAll()* on the *UIViewRoot*.

The Jakarta Server Pages implementation must:

- Output any content in the wrapped response from above to the response, removing the wrapped response from the thread-safe storage.

All implementations must:

- Call *endDocument()* on the *ResponseWriter*.

The Jakarta Server Pages implementation must:

- If the old *ResponseWriter* was not *null*, place the old *ResponseWriter* back into the *FacesContext*.

The Facelets implementation must

- Close the writer used to write the response.[P1-end]

#### 7.7.2.8. ViewDeclarationLanguage.restoreView()

```
public UIViewRoot restoreView(FacesContext context, String viewId)
```

[P1-start `restoreView()` requirements]The `restoreView()` method must fulfill the following responsibilities:

The Jakarta Server Pages implementation must:

- If no `viewId` could be identified, return `null`.
- Call the `restoreView()` method of the associated `StateManager`, passing the `FacesContext` instance for the current request and the calculated `viewId`, and return the returned `UIViewRoot`, which may be `null`.

The Facelets implementation must:

- Call `ResponseStateManager.isStateless()`. If the result is `false`, proceed as specified in the Jakarta Server Pages implementation. Otherwise, take the following steps and return.
- Obtain a reference to the `ViewDeclarationLanguage` from the `ViewDeclarationLanguageFactory`. This is necessary to allow for proper decoration. It is not acceptable to simply use the java language `this` keyword.
- Call `createView()` on the `ViewDeclarationLanguage` instance, passing the `context` and `viewId` arguments. Let `viewRoot` be the result.
- Call `FacesContext.setViewRoot(viewRoot)`.
- Call `buildView()` on the `ViewDeclarationLanguage`, passing the `context` and `viewRoot`.
- Return the `viewRoot`.

[P1-end]

## 7.8. StateManager

`StateManager` directs the process of saving and restoring the view between requests. The `StateManager` instance for an application is retrieved from the `Application` instance, and therefore cannot know any details of the markup language created by the `RenderKit` being used to render a view. Therefore, the `StateManager` utilizes a helper object (see [ResponseStateManager](#)), that is provided by the `RenderKit` implementation, and is therefore aware of the markup language details. The Jakarta Faces implementation must provide a default `StateManager` implementation that supports the behavior described below.

### 7.8.1. Overview

Conceptually, the state of a view can be divided into two pieces:

- *Tree Structure*. This includes component parent-child relationships, including facets.
- *Component State*. This includes:
  - Component attributes and properties, and

- *Validators, Converters, FacesListeners*, and other objects attached to a component. The manner in which these *attached objects* are saved is up to the component implementation. For attached objects that may have state, the *StateHolder* interface (see [StateHolder](#)) is provided to allow these objects to preserve their own attributes and properties. If an attached object does not implement *StateHolder*, but does implement *Serializable*, it is saved using standard serialization. Attached objects that do not implement either *StateHolder* or *Serializable* must have a public, zero-arg constructor, and will be restored only to their initial, default object state [11](#).

It is beneficial to think of this separation between tree structure and tree state to allow the possibility that implementations can use a different mechanism for persisting the structure than is used to persist the state. For example, in a system where the tree structure is stored statically, as an XML file, for example, the system could keep a DOM representation of the trees representing the webapp UI in memory, to be used by all requests to the application.

#### 7.8.1.1. Stateless Views

Version 2.2 of the specification adds support for stateless views. In such a view, the *UIComponent* state for the components is not saved. This feature must be used with full awareness of the statefulness requirements of the components in the view. If a component requires state to operate correctly, it must not be used in a stateless view. Furthermore, it is not required that *@ViewScoped* managed beans work at all with stateless views. This feature only works with Facelet based views, not Jakarta Server Pages based views.

To mark a view as stateless, the existing *transient* property from *UIComponent* is exposed to the view author by means of the *transient* attribute on the `<f:view>` tag from the Faces Core tag library. The following spec sections contain more normative requirements for stateless views.

- The vlddocs for the Facelet variant of the `<f:view>` tag.
- The javadocs for *ResponseStateManager.writeState(FacesContext, Object)*
- The javadocs for *ResponseStateManager.isStateless(FacesContext)*
- See [ViewDeclarationLanguage.restoreView\(\)](#)
- The javadocs for *jakarta.faces.view.ViewScoped*
- The javadocs for *jakarta.faces.bean.ViewScoped*

### 7.8.2. State Saving Alternatives and Implications

Jakarta Faces implementations support two primary mechanisms for saving state, based on the value of the *jakarta.faces.STATE\_SAVING\_METHOD* initialization parameter (see [Application Configuration Parameters](#)). The possible values for this parameter give a general indication of the approach to be used, while allowing JSF implementations to innovate on the technical details:

- *client* — Cause the saved state to be included in the rendered markup that is sent to the client (such as in a hidden input field for HTML). The state information must be included in the subsequent

request, making it possible for Jakarta Faces to restore the view without having saved information on the server side. It is advisable that this information be encrypted and tamper evident, since it is being sent down to the client, where it may persist for some time. The default implementation serializes the view in *client* mode.

- *server*—Cause the saved state to be stored on the server in between requests. Implementations that wish to enable their saved state to fail over to a different container instance must keep this in mind when implementing their server side state saving strategy. Serializing the view in server mode is optional but must be possible by setting the *context-param jakarta.faces.SERIALIZE\_SERVER\_STATE* to *true*. In the *server* mode, this serialized view is stored in the session and a unique key to retrieve the view is sent down to the client. By storing the serialized view in the session, failover may happen using the usual mechanisms provided by the container.

Serializable in the preceding text means the values of all component attributes and properties (as well as the saved state of attached objects) must implement *java.io.Serializable* such that if the aggregate saved state were written to an *ObjectOutputStream*, a *NotSerializableException* would not be thrown.

### 7.8.3. State Saving Methods.

```
public Object saveView(FacesContext context);
```

[P1-start *saveView()* requirements] This method causes the tree structure and component state of the view contained in the argument *FacesContext* to be collected, stored, and returned in a *java.lang.Object* instance that must implement *java.io.Serializable*. If *null* is returned from this method, there is no state to save. [P1-end]

The returned object must represent the entire state of the view, such that a request processing lifecycle can be run against it on postback. Special care must be taken to guarantee that objects attached to component instances, such as listeners, converters, and validators, are also saved. The *StateHolder* interface is provided for this reason.

This method must also enforce the rule that component ids within a *NamingContainer* must be unique

```
public void writeState(FacesContext context, Object state)
    throws IOException;
```

Save the state represented in the specified *Object* instance, in an implementation dependent manner.

### 7.8.4. State Restoring Methods

```
public UIViewRoot restoreView(FacesContext context, String viewId);
```

Restore the tree structure and the component state of the view for this *viewId* to be restored, in an

implementation dependent manner. If there is no saved state information available for this *viewId*, this method returns *null*.

The default implementation of this method calls through to *restoreTreeStructure()* and, if necessary *restoreComponentState()*.

### 7.8.5. Convenience Methods

```
public boolean isSavingStateInClient(FacesContext context);
```

[P1-start isSavingStateInClient() requirements] Return *true* if and only if the value of the *ServletContext* *init* parameter named by the value of the constant *StateManager.STATE\_SAVING\_METHOD\_PARAM\_NAME* is equal to the value of the constant *STATE\_SAVING\_METHOD\_CLIENT*. Return *false* otherwise.

```
public String getViewState(FacesContext context);
```

Return the current view state as a String. [P1-start-getViewState] This method must call *ResponseStateManager.getViewState()*. [P1-end] Refer to [ResponseStateManager](#) for more details.

## 7.9. ResourceHandler

The normative specification for this class is in the javadoc for *jakarta.faces.application.ResourceHandler*. See also [Resource Handling](#).

```
public ResourceHandler getResourceHandler();
public void setResourceHandler(ResourceHandler impl);
```

## 7.10. Deprecated APIs

### 7.10.1. PropertyResolver Property

```
/** @deprecated */
public PropertyResolver getPropertyResolver();

/** @deprecated */
public void setPropertyResolver(PropertyResolver resolver);
```

[N/T-start getPropertyResolver() requirements] *getPropertyResolver()* must return a *PropertyResolver* instance that wraps the *ELResolver* instance that Faces provides to the unified EL. [N/T-end] The

*PropertyResolver* instance will be utilized to evaluate each `.` or `[]` operator when processing value expressions. This method has been deprecated for `getELResolver()` (see [ELResolver Property](#)).

`setPropertyResolver()` replaces the *PropertyResolver* instance that will be utilized to evaluate each `.` or `[]` operator when processing a value binding expression. A default implementation must be provided, which operates as described in [PropertyResolver and the Default PropertyResolver](#). This method has been deprecated. See the Javadocs for `setPropertyResolver()`.

### 7.10.2. VariableResolver Property

```
/** @deprecated */
public VariableResolver getVariableResolver();

/** @deprecated */
public void setVariableResolver(VariableResolver resolver);
```

[N/T-start `getVariableResolver()` requirements] `getVariableResolver()` must return the *VariableResolver* that wraps the *ELResolver* instance that Faces provides to the Jakarta Expression Language. The *VariableResolver* instance will be utilized to convert the first name in a value expression into a corresponding object. The implementation must pass *null* as the base argument for any methods invoked on the underlying *ELResolver*. This method has been deprecated for `getELResolver()`. [N/T-end]

`setVariableResolver` replaces the *VariableResolver* instance that will be utilized to resolve method and value bindings. A default implementation must be provided, which operates as described in [VariableResolver and the Default VariableResolver](#). The method has been deprecated. See the Javadocs for `setVariableResolver()`.

### 7.10.3. Acquiring ValueBinding Instances

```
/** @deprecated */
public ValueBinding createValueBinding(String ref);
```

Create and return a *ValueBinding* that can be used to evaluate the specified value binding expression. Call through to *createValueExpression*, passing the argument `ref`, `Object.class` for the `expectedType`, and `null` for the `fnMapper`. To avoid nondeterministic behavior, it is recommended that applications (or frameworks) wishing to plug in their own resolver implementations do so before *createValueBinding()* is called for the first time. This method has been deprecated for *createValueExpression()* (See [Programmatically Evaluating Expressions](#))

### 7.10.4. Acquiring MethodBinding Instances

```
/** @deprecated */
public MethodBinding createMethodBinding(String ref, Class params[]);
```

Create and return a *MethodBinding* that can be used to evaluate the specified method binding expression, and invoke the specified method. The implementation must call through to *createMethodExpression*, passing the given arguments, and wrap the result in a *MethodBinding* implementation, returning it. The method that is invoked must have parameter signatures that are compatible with the classes in the *params* parameter [12](#) (which may be *null* or a zero-length array if the method to be called takes no parameters). The actual parameters to be passed when the method is executed are specified on the *invoke()* call of the returned *MethodBinding* instance.

To avoid nondeterministic behavior, it is recommended that applications (or frameworks) wishing to plug in their own resolver implementations do so before calling *createMethodBinding()* for the first time. This method has been deprecated.

### 7.10.5. Object Factories

```
/** @deprecated */
public UIComponent createComponent(ValueBinding componentBinding,
    FacesContext context, String componentType);
```

Special version of the factory for *UIComponent* instances that is used when evaluating component binding expression properties. The implementation of this method must wrap the argument *componentBinding* in an implementation of *ValueExpression* and call through to *createComponent(jakarta.el.ValueExpression, jakarta.faces.FacesContext, java.lang.String)*. This method has been deprecated for *createComponent()* using *ValueExpression* (see [Object Factories](#))

### 7.10.6. StateManager

This method causes the tree structure and component state of the view contained in the argument *FacesContext* to be collected, stored, and returned in a *StateManager.SerializedView* instance. If *null* is returned from this method, there is no state to save.

This method must also enforce the rule that component ids within a *NamingContainer* must be unique

```
/** @deprecated */
public void writeState(FacesContext context,
    StateManager.SerializedView state) throws IOException;
```

Save the state represented in the specified *SerializedView* instance, in an implementation dependent manner.



```
/** @deprecated */
protected Object getTreeStructureToSave(FacesContext context);
```

This method must create a *Serializable* object that represents the tree structure of the component tree for this view. Tree structure is comprised of parent-child relationships, including facets. The *id* of each component and facet must also be saved to allow the naming containers in the tree to be correctly restored when this view is restored.

```
/** @deprecated */
protected Object getComponentStateToSave(FacesContext context);
```

This method must create a *Serializable* object representing the component state (attributes, properties, and attached objects) of the component tree for this view. Attached objects that wish to save and restore their own state must implement *StateHolder*.

### 7.10.7. ResponseStateManager

This method causes the tree structure and component state of the view contained in the argument *FacesContext* to be collected, stored, and returned in a *StateManager.SerializedView* instance. If *null* is returned from this method, there is no state to save.

This method must also enforce the rule that component ids within a *NamingContainer* must be unique

```
/** @deprecated */
public void writeState(FacesContext context,
    StateManager.SerializedView state) throws IOException;
```

Save the state represented in the specified *SerializedView* instance, in an implementation dependent manner.

```
/** @deprecated */
protected Object getTreeStructureToRestore(
    FacesContext context, String viewId);
```

The implementation must inspect the current request and return the tree structure Object passed to it on a previous invocation of *writeState()*.

```
/** @deprecated */
protected Object getComponentStateToRestore(
    FacesContext context, String viewId);
```

The implementation must inspect the current request and return the component state Object passed to it on a previous invocation of *writeState()*.

## Chapter 8. Rendering Model

Jakarta Faces supports two programming models for decoding component values from incoming requests, and encoding component values into outgoing responses - the *direct implementation* and *delegated implementation* models. When the *direct implementation* model is utilized, components must decode and encode themselves. When the *delegated implementation* programming model is utilized, these operations are delegated to a *Renderer* instance associated (via the *rendererType* property) with the component. This allows applications to deal with components in a manner that is predominantly independent of how the component will appear to the user, while allowing a simple operation (selection of a particular *RenderKit*) to customize the decoding and encoding for a particular client device or localized application user.

Component writers, application developers, tool providers, and Jakarta Faces implementations will often provide one or more *RenderKit* implementations (along with a corresponding library of *Renderer* instances). In many cases, these classes will be provided along with the *UIComponent* classes for the components supported by the *RenderKit*. Page authors will generally deal with *RenderKits* indirectly, because they are only responsible for selecting a render kit identifier to be associated with a particular page, and a *rendererType* property for each *UIComponent* that is used to select the corresponding *Renderer*.

### 8.1. RenderKit

A *RenderKit* instance is optionally associated with a view, and supports components using the *delegated implementation* programming model for the decoding and encoding of component values. It also supports *Behavior* instances for the rendering of client side behavior and decoding for queuing *BehaviorEvents*. Refer to [Component Behavior Model](#) for more details about this feature. [P1-start-renderkit]Each Jakarta Faces implementation must provide a default *RenderKit* instance (named by the render kit identifier associated with the String constant *RenderKitFactory.HTML\_BASIC\_RENDER\_KIT* as described below) that is utilized if no other *RenderKit* is selected.[P1-end]

```
public Renderer getRenderer(String family, String rendererType);
```

Return the *Renderer* instance corresponding to the specified component *family* and *rendererType* (if any), which will typically be the value of the *rendererType* property of a *UIComponent* about to be decoded or encoded

```
public ClientBehaviorRenderer getClientBehaviorRenderer(String type);
```

Return the *ClientBehaviorRenderer* instance corresponding to the specified behavior type.

```
public void addRenderer(String family,
    String rendererType, Renderer renderer);
```

```
public void addClientBehaviorRenderer(String type,
    ClientBehaviorRenderer renderer);
```

```
public Iterator<String> getClientBehaviorRendererTypes();
```

Applications that wish to go beyond the capabilities of the standard *RenderKit* that is provided by every Jakarta Faces implementation may either choose to create their own *RenderKit* instances and register them with the *RenderKitFactory* instance (see [RenderKitFactory](#)), or integrate additional (or replacement) supported *Renderer* instances into an existing *RenderKit* instance. For example, it will be common for an application that requires custom component classes and *Renderers* to register them with the standard *RenderKit* provided by the Jakarta Faces implementation, at application startup time. See [Example Application Configuration Resource](#) for an example of a *faces-config.xml* configuration resource that defines two additional *Renderer* instances to be registered in the default *RenderKit*.

```
public ResponseWriter createResponseWriter(Writer writer,
    String contentTypeList, String characterEncoding);
```

Use the provided *Writer* to create a new *ResponseWriter* instance for the specified character encoding.

The *contentTypeList* parameter is an "Accept header style" list of content types for this response, or *null* if the *RenderKit* should choose the best fit. [P1-start-contentTypeList]The *RenderKit* must support a value for the *contentTypeList* argument that comes straight from the *Accept* HTTP header, and therefore requires parsing according to the specification of the *Accept* header.[P1-end] Please see Section 14.1 of RFC 2616 (the HTTP 1.1 RFC) for the specification of the *Accept* header.

Implementors are advised to consult the *getCharacterEncoding()* method of class *jakarta.faces.servlet.ServletResponse* to get the required value for the *characterEncoding* parameter for this method. Since the *Writer* for this response will already have been obtained (due to it ultimately being passed to this method), we know that the character encoding cannot change during the rendering of the response. Please see [ResponseWriter](#)

```
public ResponseStream createResponseStream(OutputStream out);
```

Use the provided *OutputStream* to create a new *ResponseStream* instance.

```
public ResponseStateManager getResponseStateManager();
```

Return an instance of *ResponseStateManager* to handle rendering technology specific state management decisions..

```
public Iterator<String> getComponentFamilies();
public Iterator<String> getRendererTypes(String componentFamily);
```

The first method returns an *Iterator* over the *component-family* entries supported by this *RenderKit*. The second one can be used to get an *Iterator* over the *renderer-type* entries for each of the *component-family* entries returned from the first method.

## 8.2. Renderer

A *Renderer* instance implements the decoding and encoding functionality of components, during the *Apply Request Values* and *Render Response* phases of the request processing lifecycle, when the component has a non-*null* value for the *rendererType* property.

```
public void decode(FacesContext context, UIComponent component);
```

For components utilizing the *delegated implementation* programming model, this method will be called during the *apply request values* phase of the request processing lifecycle, for the purpose of converting the incoming request information for this component back into a new local value. See the API reference for the *Renderer.decode()* method for details on its responsibilities.

```
public void encodeBegin(FacesContext context,
    UIComponent component) throws IOException;

public void encodeChildren(FacesContext context,
    UIComponent component) throws IOException;

public void encodeEnd(FacesContext context,
    UIComponent component) throws IOException;
```

For components utilizing the *delegated implementation* programming model, these methods will be called during the *Render Response* phase of the request processing lifecycle. These methods have the same responsibilities as the corresponding *encodeBegin()*, *encodeChildren()*, and *encodeEnd()* methods of *UIComponent* (described in [Component Specialization Methods](#) and the corresponding Javadocs) when the component implements the *direct implementation* programming model.

```
public String convertClientId(FacesContext context, String clientId);
```

Converts a component-generated client identifier into one suitable for transmission to the client.

```
public boolean getRendersChildren();
```

Return a flag indicating whether this *Renderer* is responsible for rendering the children of the component it is asked to render.

```
public Object getConvertedValue(FacesContext context,
    UIComponent component, Object submittedValue) throws ConverterException;
```

Attempt to convert previously stored state information into an object of the type required for this component (optionally using the registered *Converter* for this component, if there is one). If conversion is successful, the new value should be returned from this method; if not, a *ConverterException* should be thrown.

A *Renderer* may listen for events using the *ListenerFor* annotation. Refer to the Javadocs for the *ListenerFor* class for more details.

## 8.3. ClientBehaviorRenderer

A *ClientBehaviorRenderer* instance produces client side behavior for components in the form of script content. It also participates in decoding and as such has the ability to enqueue server side *BehaviorEvents*.

```
public String getScript(ClientBehaviorContext behaviorContext,
    ClientBehavior behavior);
```

Produce the script content that performs the client side behavior. This method is called during the *Render Response* phase of the request processing lifecycle.

```
public void decode(FacesContext context,
    UIComponent component, ClientBehavior behavior);
```

This method will be called during the *apply request values* phase of the request processing lifecycle, for the primary purpose of enqueueing *BehaviorEvents*. All client behavior renderer implementations must extend from the *ClientBehaviorRenderer* interface.

### 8.3.1. ClientBehaviorRenderer Registration

*ClientBehaviorRenderer* implementations may be registered in the Jakarta Faces *faces-config.xml* or with an annotation.

### XML Registration

```

<render-kit>
  <render-kit-id>HTML_BASIC</render-kit-id>
  <client-behavior-renderer>
    <client-behavior-renderer-type>
      custom.behavior.Greet
    </client-behavior-renderer-type>
    <client-behavior-renderer-class>
      greet.GreetRenderer
    </client-behavior-renderer-class>
  </client-behavior-renderer>
  ...

```

### Registration By Annotation

Jakarta Faces provides the `jakarta.faces.render.FacesBehaviorRenderer` annotation.

```

@FacesClientBehaviorRenderer(value="Hello")
public class MyRenderer extends ClientBehaviorRenderer {
  ...
}

```

## 8.4. ResponseStateManager

`ResponseStateManager` is the helper class to `jakarta.faces.application.StateManager` that knows the specific rendering technology being used to generate the response. It is a singleton abstract class. This class knows the mechanics of saving state, whether it be in hidden fields, session, or some combination of the two.

```
public Object getState(FacesContext context);
```

Please see the javadoc for this method for the normative specification.

```
public void writeState(FacesContext context, Object state)
    throws IOException;
```

Please see the javadoc for this method for the normative specification.

```
public boolean isPostback(FacesContext context);
```

Return `true` if the current request is a postback. The default implementation returns `true` if this

*ResponseStateManager* instance wrote out state on a previous request to which this request is a postback. Return false otherwise.

Please see [ResponseStateManager](#) for deprecated methods in *ResponseStateManager*.

```
public String getViewState(FacesContext context);
```

Return the view state as a String without any markup related to the rendering technology supported by this *ResponseStateManager*.

## 8.5. RenderKitFactory

[P1-start-renderkitFactory]A single instance of *jakarta.faces.render.RenderKitFactory* must be made available to each Jakarta Faces-based web application running in a servlet or portlet container.[P1-end] The factory instance can be acquired by Jakarta Faces implementations, or by application code, by executing

```
RenderKitFactory factory = (RenderKitFactory)
    FactoryFinder.getFactory(FactoryFinder.RENDER_KIT_FACTORY);
```

The *RenderKitFactory* implementation class supports the following methods:

```
public RenderKit getRenderKit(FacesContext context, String renderKitId);
```

Return a *RenderKit* instance for the specified render kit identifier, possibly customized based on the dynamic characteristics of the specified, (yet possibly null) *FacesContext*. For example, an implementation might choose a different *RenderKit* based on the “User-Agent” header included in the request, or the *Locale* that has been established for the response view. Note that applications which depend on this feature are not guaranteed to be portable across Jakarta Faces implementations.

[P1-start-renderkitDefault]Every Jakarta Faces implementation must provide a *RenderKit* instance for a default render kit identifier that is designated by the *String* constant *RenderKitFactory.HTML\_BASIC\_RENDER\_KIT*. [P1-end] Additional render kit identifiers, and corresponding instances, can also be made available.

```
public Iterator<String> getRenderKitIds();
```

This method returns an *Iterator* over the set of render kit identifiers supported by this factory. [P1-start-renderkitIds]This set must include the value specified by *RenderKitFactory.HTML\_BASIC\_RENDER\_KIT*. [P1-end]



```
public void addRenderKit(String renderKitId, RenderKit renderKit);
```

Register a *RenderKit* instance for the specified render kit identifier, replacing any previous *RenderKit* registered for that identifier.

## 8.6. Standard HTML RenderKit Implementation

To ensure application portability, all Jakarta Faces implementations are required to include support for a *RenderKit*, and the associated *Renderers*, that meet the requirements defined in this section, to generate textual markup that is compatible with HTML 4.01. Jakarta Faces implementors, and other parties, may also provide additional *RenderKit* libraries, or additional *Renderers* that are added to the standard *RenderKit* at application startup time, but applications must ensure that the standard *Renderers* are made available for the web application to utilize them.

The required behavior of the standard HTML *RenderKit* is specified in a set of external HTML pages that accompany this specification, entitled “The Standard HTML *RenderKit*”. The behavior described in these pages is normative, and are required to be fulfilled by all implementations of Jakarta Faces.

## 8.7. The Concrete HTML Component Classes

For each valid combination of *UIComponent* subclass and standard renderer given in the previous section, there is a concrete class in the package *jakarta.faces.component.html* package. Each class in this package is a subclass of an corresponding class in the *jakarta.faces.component* package, and adds strongly typed JavaBeans properties for all of the renderer-dependent properties. These classes also implement the *BehaviorHolder* interface, enabling them to have *Behavior attached to them*. Refer to [Component Behavior Model](#) for additional details.

Table 13. Concrete HTML Component Classes

<b>jakarta.faces.component class</b>	<b>renderer-type</b>	<b>jakarta.faces.component.html class</b>
UICommand	jakarta.faces.Button	HtmlCommandButton
UICommand	jakarta.faces.Link	HtmlCommandLink
UIData	jakarta.faces.Table	HtmlDataTable
UIForm	jakarta.faces.Form	HtmlForm
UIGraphic	jakarta.faces.Image	HtmlGraphicImage
UIInput	jakarta.faces.Hidden	HtmlInputHidden
UIInput	jakarta.faces.Secret	HtmlInputSecret
UIInput	jakarta.faces.Text	HtmlInputText
UIInput	jakarta.faces.Textarea	HtmlInputTextarea

<b>jakarta.faces.component class</b>	<b>renderer-type</b>	<b>jakarta.faces.component.html class</b>
UIMessage	jakarta.faces.Message	HtmlMessage
UIMessages	jakarta.faces.Messages	HtmlMessages
UIOutput	jakarta.faces.Format	HtmlOutputFormat
UIOutput	jakarta.faces.Label	HtmlOutputLabel
UIOutput	jakarta.faces.Link	HtmlOutputLink
UIOutput	jakarta.faces.Text	HtmlOutputText
UIOutcomeTarget	jakarta.faces.Link	HtmlOutcomeTargetLink
UIOutcomeTarget	jakarta.faces.Button	HtmlOutcomeTargetButton
UIPanel	jakarta.faces.Grid	HtmlPanelGrid
UIPanel	jakarta.faces.Group	HtmlPanelGroup
UISelectBoolean	jakarta.faces.Checkbox	HtmlSelectBooleanCheckbox
UISelectMany	jakarta.faces.Checkbox	HtmlSelectManyCheckbox
UISelectMany	jakarta.faces.Listbox	HtmlSelectManyListbox
UISelectMany	jakarta.faces.Menu	HtmlSelectManyMenu
UISelectOne	jakarta.faces.Listbox	HtmlSelectOneListbox
UISelectOne	jakarta.faces.Menu	HtmlSelectOneMenu
UISelectOne	jakarta.faces.Radio	HtmlSelectOneRadio

[P1-start-htmlComponent]As with the standard components in the *jakarta.faces.component* package, each HTML component implementation class must define a static public final String constant named *COMPONENT\_TYPE*, whose value is “*jakarta.faces*”. concatenated with the class name. HTML components, however, must not define a *COMPONENT\_FAMILY* constant, or override the *getFamily()* method they inherit from their superclass.[P1-end]

===

# Chapter 9. Integration with Jakarta Server Pages

Any Jakarta Faces implementations that claims compliance with this specification must include a complete Jakarta Server Pages implementation, and expose this implementation to the runtime of any Jakarta Faces application. Jakarta Faces applications, however, need not use Jakarta Server Pages as their View Declaration Language (VDL). In fact, a Jakarta Faces application is free to use whatever technology it likes for its VDL, as long as that VDL itself complies with the Jakarta Faces specification.

This version of the specification requires that implementations support two View Declaration Language syntaxes

- Jakarta Server Pages
- Facelets XHTML

This chapter describes the Jakarta Server Pages support required by Jakarta Server Faces. This Jakarta Server Pages support is enabled by providing custom actions so that a Jakarta Faces user interface can be easy defined in a Jakarta Server Pages page by adding tags corresponding to Jakarta Faces UI components. Custom actions provided by a Jakarta Faces implementation may be mixed with standard Jakarta Server Pages actions and custom actions from other libraries, as well as template text for layout, in the same Jakarta Server Pages page.

Facelets XHTML is specified in [Facelets and its use in Web Applications](#). This chapters builds on the previous one. Facelets relies on concepts specified in Jakarta Server Pages.

For Jakarta Server Pages version 2.0 and onward, the file extension “*.jsf*” is reserved, and may optionally be used (typically by authoring tools) to represent VDL pages containing Jakarta Faces content [13](#). When running in a pre-Jakarta Server Pages 2.0 environment, Jakarta Server Pages authors must give their Jakarta Server Pages pages that contain Jakarta Faces content a filename ending in “*.jsp*”.

## 9.1. UIComponent Custom Actions

A Jakarta Server Pages custom action (aka custom tag or tag) for a Jakarta Faces *UIComponent* is constructed by combining properties and attributes of a Java UI component class with the rendering attributes supported by a specific *Renderer* from a concrete *RenderKit*. For example, assume the existence of a concrete *RenderKit*, *HTMLRenderKit*, which supports three *Renderer* types for the *UIInput* component:

Table 14. Example *Renderer* Types

RendererType	Render-Dependent Attributes
“Text”	“size”

RendererType	Render-Dependent Attributes
“Secret”	“size”, “secretChar”
“Textarea”	“size”, “rows”

The tag library descriptor (TLD) file for the corresponding tag library, then, would define three custom actions—one per *Renderer*. Below is an example of a portion of the custom action definition for the *inputText* tag 14:

```
<tag>
  <name>inputText</name>
  <tag-class>acme.html.tags.InputTag</tag-class>
  <bodycontent>JSP</bodycontent>

  <attribute>
    <name>id</name>
    <required>>false</required>
    <rtexprvalue>>true</rtexprvalue>
  </attribute>

  <attribute>
    <name>value</name>
    <required>>false</required>
    <deferred-value>
      <type>java.lang.Object</type>
    </deferred-value>
  </attribute>

  <attribute>
    <name>size</name>
    <required>>false</required>
    <deferred-value>
      <type>java.lang.Integer</type>
    </deferred-value>
  </attribute>
  ...
</tag>
```

Note that the *size* attribute is derived from the *Renderer* of type “Text”, while the *id* and *value* attributes are derived from the *UIInput* component class itself. Also note that the *id* attribute has *rtexprvalue* set to *true*. This is to allow *#{}* expressions in the *id* attribute so that *<c:forEach>* can include faces components that incorporate the index into their id. *RenderKit* implementors will generally provide a Jakarta Server Pages tag library which includes component custom actions corresponding to each of the component classes (or types) supported by each of the *RenderKit*’s *Renderers*. See [RenderKit](#) and [Renderer](#) for details on the *RenderKit* and *Renderer* APIs. Jakarta Faces implementations must provide

such a tag library for the standard HTML RenderKit (see [Standard HTML RenderKit Tag Library](#)).

## 9.2. Using UIComponent Custom Actions in Jakarta Server Pages Pages

The following subsections define how a page author utilizes the custom actions provided by the *RenderKit* implementor in the Jakarta Server Pages pages that create the user interface of a Jakarta Faces-based web application.

### 9.2.1. Declaring the Tag Libraries

This specification hereby reserves the following Uniform Resource Identifier (URI) values to refer to the standard tag libraries for the custom actions defined by Jakarta Server Faces:

- <http://java.sun.com/jsf/core> — URI for the *Jakarta Server Faces Core Tag Library*
- <http://java.sun.com/jsf/html> — URI for the *Jakarta Server Faces Standard HTML RenderKit Tag Library*

The page author must use the standard Jakarta Server Pages *taglib* directive to declare the URI of each tag library to be utilized, as well as the prefix used (within this page) to identify custom actions from this library. For example,

```
<%@ taglib uri="http://java.sun.com/jsf/core" prefix="f" %>
<%@ taglib uri="http://java.sun.com/jsf/html" prefix="h" %>
```

declares the unique resource identifiers of the tag libraries being used, as well as the prefixes to be used within the current page for referencing actions from these libraries [15](#).

### 9.2.2. Including Components in a Page

A Jakarta Faces *UIComponent* custom action can be placed at any desired position in a Jakarta Server Pages page that contains the *taglib* directive for the corresponding tag library, subject to the following restrictions:

- When using a single Jakarta Server Pages page to create the entire view, Jakarta Faces component custom actions must be nested inside the `<f:view>` custom action from the Jakarta Faces Core Tag Library.

The following example illustrates the general use of a UIComponent custom action in a Jakarta Server Pages page. In this scenario:

```
<h:inputText id="username" value="#{logonBean.username}"/>
```

represents a `UIInput` field, to be rendered with the “Text” renderer type, and points to the username property of a backing bean for the actual value. The `id` attribute specifies the component id of a `UIComponent` instance, from within the component tree, to which this custom action corresponds. If no `id` is specified, one will be automatically generated by the custom action implementation.

Custom actions that correspond to Jakarta Faces `UIComponent` instances must subclass `jakarta.faces.webapp.UIComponentELTag` (see [UIComponentELTag](#))

During the *Render Response* phase of the request processing lifecycle, the appropriate encoding methods of the component (or its associated *Renderer*) will be utilized to generate the representation of this component in the response page. In addition, the first time a particular page is rendered, the component tree may also be dynamically constructed.

All markup other than `UIComponent` custom actions is processed by the Jakarta Server Pages container, in the usual way. Therefore, you can use such markup to perform layout control, or include non-Jakarta Faces content, in conjunction with the actions that represent UI components.

### 9.2.3. Creating Components and Overriding Attributes

As `UIComponent` custom actions are encountered during the processing of a Jakarta Server Pages page, the custom action implementation must check the component tree for the existence of a corresponding `UIComponent`, and (if not found) create and configure a new component instance corresponding to this custom action. The details of this process (as implemented in the `findComponent()` method of `UIComponentClassicTagBase`, for easy reuse) are as follows:

- If the component associated with this component custom action has been identified already, return it unchanged.
- Identify the *component identifier* for the component related to this `UIComponent` custom action, as follows:
  - If the page author has specified a value for the `id` attribute, use that value.
  - Otherwise, call the `createUniqueId()` method of the `UIViewRoot` at the root of the component tree for this view, and use that value.
- If this `UIComponent` custom action is creating a *facet* (that is, we are nested inside an `<f:facet>` custom action), determine if there is a facet of the component associated with our parent `UIComponent` custom action, with the specified facet name, and proceed as follows:
  - If such a facet already exists, take no additional action.
  - If no such facet already exists, create a new `UIComponent` (by calling the `createComponent()` method on the `Application` instance for this web application, passing the value returned by `getComponentType()`, set the component identifier to the specified value, call `setProperty()` passing the new component instance, and add the new component as a facet of the component associated with our parent `UIComponent` custom action, under the specified facet name.
- If this `UIComponent` custom action is not creating a facet (that is, we are not nested inside an `<f:facet>` custom action), determine if there is a child component of the component associated with

our parent `UIComponent` custom action, with the specified component identifier, and proceed as follows:

- If such a child already exists, take no additional action.
- If no such child already exists, create a new `UIComponent` (by calling the `createComponent()` method on the `Application` instance for this web application, passing the value returned by `getComponentType()`, set the component identifier to the specified value, call `setProperties()` passing the new component instance, and add the new component as a child of the component associated with our parent `UIComponent` custom action.

### 9.2.4. Deleting Components on Redisplay

In addition to the support for dynamically creating new components, as described above, `UIComponent` custom actions will also *delete* child components (and facets) that are already present in the component tree, but are not rendered on this display of the page. For example, consider a `UIComponent` custom action that is nested inside a Jakarta Tag's `<c:if>` custom action whose condition is true when the page is initially rendered. As described in this section, a new `UIComponent` will have been created and added as a child of the `UIComponent` corresponding to our parent `UIComponent` custom action. If the page is re-rendered, but this time the `<c:if>` condition is *false*, the previous child component will be removed.

### 9.2.5. Representing Component Hierarchies

Nested structures of `UIComponent` custom actions will generally mirror the hierarchical relationships of the corresponding `UIComponent` instances in the view that is associated with each Jakarta Server Pages page. For example, assume that a `UIForm` component (whose component id is `logonForm`) contains a `UIPanel` component used to manage the layout. You might specify the contents of the form like this:

```
<h:form id="logonForm">
  <h:panelGrid columns="2">
    <h:outputLabel for="username">
      <h:outputText value="Username:"/>
    </h:outputLabel>
    <h:inputText id="username" value="#{logonBean.username}"/>
    <h:outputLabel for="password">
      <h:outputText value="Password:"/>
    </h:outputLabel>
    <h:inputSecret id="password" value="#{logonBean.password}"/>
    <h:commandButton id="submitButton" type="SUBMIT"
      action="#{logonBean.logon}"/>
    <h:commandButton id="resetButton" type="RESET"/>
  </h:panelGrid>
</h:form>
```

### 9.2.6. Registering Converters, Event Listeners, and Validators

Each Jakarta Faces implementation is required to provide the core tag library (see [Jakarta Faces Core Tag Library](#)), which includes custom actions that (when executed) create instances of a specified *Converter*, *ValueChangeListener*, *ActionListener* or *Validator* implementation class, and register the created instance with the *UIComponent* associated with the most immediately surrounding *UIComponent* custom action.

Using these facilities, the page author can manage all aspects of creating and configuring values associated with the view, without having to resort to Java code. For example:

```
<h:inputText id="username" value="#{logonBean.username}">
  <f:validateLength minimum="6"/>
</h:inputText>
```

associates a validation check (that the value entered by the user must contain at least six characters) with the username *UIInput* component being described.

Following are usage examples for the *valueChangeListener* and *actionListener* custom actions.

```
<h:inputText id="maxUsers">
  <f:convertNumber integerOnly="true"/>
  <f:valueChangeListener type="custom.MyValueChangeListener"/>
</h:inputText>
<h:commandButton label="Login">
  <f:actionListener type="custom.MyActionListener"/>
</h:commandButton>
```

This example causes a *Converter* and a *ValueChangeListener* of the user specified type to be instantiated and added as to the enclosing *UIInput* component, and an *ActionListener* is instantiated and added to the enclosing *UICommand* component. If the user specified type does not implement the proper listener interface a *JSPEException* must be thrown.

### 9.2.7. Using Facets

A *Facet* is a subordinate *UIComponent* that has a special relationship to its parent *UIComponent*, as described in [Facet Management](#). Facets can be defined in a Jakarta Server Pages page using the `<f:facet>` custom action. Each facet action must have one and only one child *UIComponent* custom action [16](#). For example:



```

<h:dataTable ...>
  <f:facet name="header">
    <h:outputText value="Customer List"/>
  </f:facet>
  <h:column>
    <f:facet name="header">
      <h:outputText value="Account Id"/>
    </f:facet>
    <h:outputText id="accountId" value= "#{customer.accountId}"/>
  </h:column>
  ...
</h:dataTable>

```

### 9.2.8. Interoperability with Jakarta Server Pages Template Text and Other Tag Libraries

It is permissible to use other tag libraries, such as the Jakarta Standard Tag Library (Jakarta Tags) in the same Jakarta Server Pages page with *UIComponent* custom actions that correspond to Jakarta Faces components, subject to certain restrictions. When Jakarta Faces component actions are nested inside custom actions from other libraries, or combined with template text, the following behaviors must be supported:

- Jakarta Faces component custom actions nested inside a custom action that conditionally renders its body (such as Jakarta Tags’s `<c:if>` or `<c:choose>`) must contain a manually assigned *id* attribute.
- Interoperation with the Jakarta Tag’s Internationalization-Capable Formatting library (typically used with the “*fmt*” prefix) is restricted as follows:
  - The `<fmt:parseDate>` and `<fmt:parseNumber>` custom actions should not be used. The corresponding Jakarta Faces facility is to use an `<h:inputText>` component custom action with an appropriate *DateTimeConverter* or *NumberConverter*.
  - The `<fmt:requestEncoding>` custom action should not be used. By the time it is executed, the request parameters will have already been parsed, so any change in the setting here will have no impact. Jakarta Faces handles character set issues automatically in most cases. To use a fixed character set in exceptional circumstances, use the a “`<%@ page contentType="[content-type];[charset]" %>`” directive.
  - The `<fmt:setLocale/>` custom action should not be used. Even though it might work in some circumstances, it would result in Jakarta Faces and Jakarta Tags assuming different locales. If the two locales use different character sets, the results will be undefined. Applications should use Jakarta Faces facilities for setting the *locale* property on the *UIViewRoot* component to change locales for a particular user.

### 9.2.9. Composing Pages from Multiple Sources

Jakarta Server Pages pages can be composed from multiple sources using several mechanisms:

- The `<%@include%>` directive performs a compile-time inclusion of a specified source file into the page being compiled [17](#). From the perspective of Jakarta Faces, such inclusions are transparent—the page is compiled as if the inclusions had been performed before compilation was initiated.
- Several mechanisms (including the `<jsp:include>` standard action, the Jakarta Tag's `<c:import>` custom action when referencing a resource in the same webapp, and a call to `RequestDispatcher.include()` for a resource in the same webapp) perform a runtime dynamic inclusion of the results of including the response content of the requested page resource in place of the include action. Any Jakarta Faces components created by execution of Jakarta Faces component custom actions in the included resource will be grafted onto the component tree, just as if the source text of the included page had appeared in the calling page at the position of the include action.
- For mechanisms that aggregate content by other means (such as use of an `HttpURLConnection`, a `RequestDispatcher.include()` on a resource from a different web application, or accessing an external resource with the Jakarta Tag's `<c:import>` custom action on a resource from a different web application, only the response content of the aggregation request is available. Therefore, any use of Jakarta Faces components in the generation of such a response are not combined with the component tree for the current page.

## 9.3. UIComponent Custom Action Implementation Requirements

The custom action implementation classes for *UIComponent* custom actions must conform to all of the requirements defined in the Jakarta Server Pages Specification. In addition, they must meet the following Jakarta Faces-specific requirements:

- Extend the *UIComponentELTag* or *UIComponentELBodyTag* base class, so that Jakarta Faces implementations can recognize *UIComponent* custom actions versus others.
- Provide a public `getComponentType()` method that returns a String-valued component type registered with the *Application* instance for this web application. The value returned by this method will be passed to `Application.createComponent()` when a new *UIComponent* instance associated with this custom action is to be created.
- Provide a public `getRendererType()` method that returns a String-valued renderer type registered with the *RenderKit* instance for the currently selected *RenderKit*, or *null* if there should be no associated *Renderer*. The value returned by this method will be used to set the *rendererType* property of any *UIComponent* created by this custom action.
- Provide setter methods taking a *jakarta.el.ValueExpression* or *jakarta.el.MethodExpression* parameter for all set-able (from a custom action) properties of the corresponding *UIComponent*

class, and all additional set-able (from a custom action) attributes supported by the corresponding *Renderer*.

- On the method that causes a *UIComponent* instance to be added to the tree, verify that the component id of that *UIComponent* is unique within the scope of the closest ancestor component that is a *NamingContainer*. If this constraint is not met, throw *JspException*.
- Provide a protected *setProperties()* method of type *void* that takes a *UIComponent* instance as parameter. The implementation of this method must perform the following tasks:
  - Call *super.setProperties()*, passing the same *UIComponent* instance received as a parameter.
  - For each non-null custom action attribute that corresponds to a property based attribute to be set on the underlying component, call either *setValueExpression()* or *getAttributes().put()*, depending on whether or not a value expression was specified as the custom action attribute value (performing any required type conversion). For example, assume that *title* is the name of a render-dependent attribute for this component:

```
public void setTitle(jakarta.el.ValueExpression title) {
    this.title = title;
}

protected void setProperties(UIComponent component) throws JspException {
    super.setProperties(component);
    if (title != null) {
        try {
            component.setValueExpression("title", title);
        } catch (ELException e) {
            throw new JspException(e);
        }
    }
    ...
}
```

- For each non-null custom action attribute that corresponds to a method based attribute to be set on the underlying component, the value of the attribute must be a method reference expression. We have a number of wrapper classes to turn a *MethodExpression* into the appropriate listener. For example, assume that *valueChangeListener* is the name of an attribute for this component:

```

public void setValueChangeListener(jakarta.el.MethodExpression me) {
    valueChangeListener = me;
}

protected void setProperties(UIComponent component) {
    super.setProperties(component);
    MethodExpressionValueChangeListener listener =
        new MethodExpressionValueChangeListener(valueChangeListener);
    input.addValueChangeListener(listener);
    ...
}

```

- Non-null custom action attributes that correspond to a writable property to be set on the underlying component are handled in a similar fashion. For example, assume a custom action for the *UIData* component is being created that needs to deal with the *rows* property (which is of type *int*):

```

public void setRows(jakarta.el.ValueExpression rows) {
    this.rows = rows;
}

protected void setProperties(UIComponent component) {
    super.setProperties(component);
    if (rows != null) {
        try {
            component.setValueExpression("rows", rows);
        } catch (ELException e) {
            throw new JspException(e);
        }
    }
    ...
}

```

- Optionally, provide a public *release()* method of type *void*, taking no parameters, to be called when the Jakarta Server Pages page handler releases this custom action instance. If implemented, the method must perform the following tasks:
  - Call *super.release()* to invoke the superclass's release functionality.
  - Clear the instance variables representing the values for set-able custom action attributes (for example, by setting String values to null).
- Optionally provide overridden implementations for the following method to fine tune the behavior of your *UIComponent* custom action implementation class: *encodeComponent()*.

It is technically possible to override other public and protected methods of the *UIComponentELTag* or

*UIComponentBodyELTag* base class; however, it is likely that overriding these methods will interfere with the functionality that other portions of the Jakarta Faces implementation are assuming to be present, so overriding these methods is strongly discouraged.

The definition of each *UIComponent* custom action in the corresponding tag library descriptor (TLD) must conform to the following requirements:

- The `<body-content>` element for the custom action itself must specify *JSP*.
- For each attribute that is intended to be passed on to the underlying faces component:
  - The attribute may not be named *id*. This name is reserved for Faces use.
  - If the attribute represents a method expression, it must have a `<deferred-method>` element containing a `<method-signature>` element that describes the signature of the method pointed to by the expression, as described in section JSP.C.1 in the Jakarta Server Pages 3.0 specification.
  - Otherwise, the attribute must be a value based attribute, and must have a `<deferred-value>` element containing a `<type>` element which describes the expected type to which the expression will evaluate. Please see section JSP.C.1 in the Jakarta Server Pages 3.0 specification for details.

### 9.3.1. Considerations for Custom Actions written for pre-Jakarta Faces JSF 1.1 and 1.0

Versions 1.0 and 1.1 of the pre-Jakarta Faces spec included their own EL that happened to have similar semantics to the Jakarta Server Pages EL, but the implementation was bundled into the Faces implementation. This version leverages the Jakarta Expression Language facility. This change has necessitated deprecating some methods and classes, including the classes Custom Actions as their base class for tags that expose Faces components to the Jakarta Server Pages page. This section explains how custom actions built for Faces 1.0 and 1.1 can continue to run Faces 1.2.

#### 9.3.1.1. Past and Present Tag constraints

Faces 1.0 and 1.1 were targeted at pre-Jakarta Server Pages JSP version 1.2 and Servlet version 2.3. This decision brought about several constraints for faces tag attributes:

- all tag attributes had to declare *rtexprvalue* to be *false*.
- all tag attributes had to take the type *java.lang.String*.
- Faces had to choose a new expression delimiter, `#{}` , to prevent the Jakarta Server Pages container from prematurely evaluating the expression. This became known as deferred evaluation.
- Because Faces had introduced its own version of the EL, the custom tag action layer had to do a lot of extra work to “value binding enable” its attributes, calling Faces EL APIs to turn the String attribute value into an instance of *ValueBinding* or *MethodBinding*.
- Faces provided the *UIComponentTag* and *UIComponentBodyTag* base classes that were designed to adhere to the above rules.

Tags that use the Jakarta Expression Language have the following constraints:

- all tag attributes must not have an *rtexprvalue* attribute
- all tag attributes must accept *jakarta.el.ValueExpression* or *jakarta.el.MethodExpression* as their type (depending on if the attribute refers to a method or a value).
- all tag attributes (except for *id*) must have a `<deferred-value>` or `<deferred-method>` element. See [Jakarta Faces Core Tag Library](#) in the description for the *Attributes* column.
- The Jakarta Server Pages Container will hand the tag setter a *jakarta.el.ValueExpression* or *jakarta.el.MethodExpression* directly, so there is no need to use the Faces API to create them.
- The *UIComponentTag* and *UIComponentBodyTag* classes are deprecated and Faces provides new base class, *UIComponentELTag* to the new rules for taglibs in Faces.

It's very important to note that we still are using `#\{\}` as the delimiters for expressions that appear in a Jakarta Server Pages page in the value of a tag attribute, but when the Java API is used, either `\{\}` or `#\{\}` may be used for delimiters.

### 9.3.1.2. Faces 1.0 and 1.1 Taglib migration story

It is imperative that applications written for Faces 1.0 and 1.1 continue to run on Faces 1.2. From the JSP perspective, this means

1. that Jakarta Server Pages pages using the standard h: and f: tags must work without change
2. that Jakarta Server Pages pages using custom faces taglibs must work without change

The first item is enabled by re-writing the h: and f: taglibs which must be provided by the Faces implementor.

The second item is enabled as follows. For discussion the term *jsp-version* is used to denote the *jsp-version* element in a Jakarta Server Pages 1.2 (and earlier) TLD, as well as the *version* element in a Jakarta Server Pages 2.0 (and later) TLD. The Jakarta Server Pages container must examine the *jsp-version* element of the TLD for a taglib. If the *jsp-version* is less than 2.1, the taglib is deemed to be a Faces 1.0 or 1.1 taglib and the container must ignore all expressions that use `#\{\}` as delimiters, except for those appearing in tag attribute with a property setter that takes a *jakarta.el.ValueExpression* or *jakarta.el.MethodExpression*. If the *jsp-version* is 2.1 or greater, the taglib is deemed to be a Faces 1.2 or later taglib and the Jakarta Server Pages container is aware of `#\{\}` expressions.

## 9.4. Jakarta Faces Core Tag Library

[P1-start Jakarta Faces taglib requirements] All Jakarta Faces implementations must provide a tag library containing core actions (described below) that are independent of a particular *RenderKit*. The corresponding tag library descriptor must meet the following requirements:

- Must declare a tag library version (`<tlib-version>`) value of *1.2*.
- Must declare a URI (`<uri>`) value of <http://java.sun.com/jsf/core>.

- Must be included in the *META-INF* directory of a JAR file containing the corresponding implementation classes, suitable for inclusion with a web application, such that the tag library descriptor will be located automatically by the algorithm described in Section 7.3 of the *\_ Jakarta Server Pages Specification\_* (version 2.1). [P1-end]

[P1-start no javascript in jakarta\_faces\_core taglib] The tags in the implementation of this tag library must not cause JavaScript to be rendered to the client. Doing so would break the requirement that the Jakarta Faces Core Tag library is independent of any specific RenderKit. [P1-end]

Each custom action included in the Jakarta Faces Core Tag Library is documented in a subsection below, with the following outline for each action:

- Name—The name of this custom action, as used in a Jakarta Server Pages page.
- Short Description—A summary of the behavior implemented by this custom action.
- Syntax—One or more examples of using this custom action, with the required and optional sets of attributes that may be used together. If the tag may have an *id* attribute, its value may be a literal string, or an immediate, non-deferred expression, such as “*userName*” or “*user\${i}*” without the quotes.
- Body Content—The type of nested content for this custom action, using one of the standard values *empty*, *JSP*, or *tagdependent* as described in the Jakarta Server Pages specification. This section also describes restrictions on the types of content (template text, Jakarta Faces core custom actions, Jakarta Faces *UIComponent* custom actions, and/or other custom actions) that can be nested in the body of this custom action.
- Attributes—A table containing one row for each defined attribute for this custom action. The following columns provide descriptive information about each attribute:
  - Name—Name of this attribute, as it must be used in the page. If the name of the attribute is in *italics*, it is required.
  - Expr—The type of dynamic expression (if any) that can be used in this attribute value. Legal values are VE (this may be a literal or a value expression), ME (this may be a method expression), or NONE (this attribute accepts literal values only). If the *Expr* column is VE, the corresponding *<attribute>* declaration in the TLD must contain a *<deferred-value>* element, optionally containing a *<type>* element that contains the fully qualified java class name of the expected type of the expression. If *<type>* is omitted, *Object.class* is assumed. If the *Expr* column is ME, the corresponding *<attribute>* declaration in the TLD must contain a *<deferred-method>* element, containing a *<method-signature>* element that describes the exact method signature for the method. In this case, the *Description* column the description column contains the method signature.
  - Type—Fully qualified Java class or primitive type of this attribute.
  - Description—The functional meaning of this attribute’s value.
- Constraints—Additional constraints enforced by this action, such as combinations of attributes that may be used together.

- Description—Details about the functionality provided by this custom action.

### 9.4.1. <f:actionListener>

Register an *ActionListener* instance on the *UIComponent* associated with the closest parent *UIComponent* custom action.

#### 9.4.1.1. Syntax

```
<f:actionListener type="fully-qualified-classname" binding="value Expression"/>
```

#### 9.4.1.2. Body Content

empty.

#### 9.4.1.3. Attributes

Name	Expr	Type	Description
<i>type</i>	<i>VE</i>	<i>String</i>	Fully qualified Java class name of an <i>ActionListener</i> to be created and registered
<i>binding</i>	<i>VE</i>	<i>ValueExpression</i>	A <i>ValueExpression</i> expression that evaluates to an object that implements <i>jakarta.faces.event.ActionListener</i>

#### 9.4.1.4. Constraints

- Must be nested inside a *UIComponent* custom action.
- The corresponding *UIComponent* implementation class must implement *ActionSource*, and therefore define a public *addActionListener()* method that accepts an *ActionListener* parameter.
- The specified listener class must implement *jakarta.faces.event.ActionListener*.
- *type* and/or *binding* must be specified.

[P1-start f:actionListener constraints] If this tag is not nested inside a *UIComponent* custom action, or the *UIComponent* implementation class does not correctly implement *ActionSource*, or the specified listener class does not implement *jakarta.faces.event.ActionListener*, throw a *JspException*. [P1-end] Note that if the *binding* attribute is used, the scope of the *ValueExpression* must be chosen carefully so as not to introduce undesirable results. In general, when using the *binding* attribute, do not point to beans in request or narrower scope.

#### 9.4.1.5. Description

Locate the closest parent *UIComponent* custom action instance by calling *UIComponentClassicTagBase.getParentUIComponentClassicTagBase()*. If the *getCreated()* method of this instance returns *true*, check the *binding* attribute.



If binding is set, create a *ValueExpression* by invoking *Application.createValueExpression()* with binding as the expression argument, and *Object.class* as the *expectedType* argument. Use the *ValueExpression* to obtain a reference to the *ActionListener* instance. If there is no exception thrown, and *ValueExpression.getValue()* returned a non-null object that implements *jakarta.faces.event.ActionListener*, register it by calling *addActionListener()*. If there was an exception thrown, rethrow the exception as a *JspException*.

If the listener instance could not be created, check the *type* attribute. If the *type* attribute is set, instantiate an instance of the specified class, and register it by calling *addActionListener()*. If the binding attribute was also set, evaluate the expression into a *ValueExpression* and store the listener instance by calling *setValue()* on the *ValueExpression*. If there was an exception thrown, rethrow the exception as a *JspException*.

As an alternative to using the binding and/or type attributes, you may also register a method in a backing bean class to receive *ActionEvent* notifications, by using the *actionListener* attribute on the corresponding *UIComponent* custom action.

## 9.4.2. <f:attribute>

Add an attribute or *ValueExpression* on the *UIComponent* associated with the closest parent *UIComponent* custom action.

### 9.4.2.1. Syntax

```
<f:attribute name="attribute-name" value="attribute-value"/>
```

### 9.4.2.2. Body Content

empty.

### 9.4.2.3. Attributes

Name	Expr	Type	Description
<i>name</i>	<i>VE</i>	<i>String</i>	Name of the component attribute to be set
<i>value</i>	<i>VE</i>	<i>Object</i>	Value of the component attribute to be set

### 9.4.2.4. Constraints

- Must be nested inside a *UIComponent* custom action.

### 9.4.2.5. Description

Locate the closest parent *UIComponent* custom action instance by calling *UIComponentClassicTagBase.getParentUIComponentClassicTagBase()*. Call the *getValue()* method on the argument *name* to obtain the name of the attribute. If the associated component already has a component attribute with that name, take no action. Otherwise, call the *isLiteralText()* method on the

argument *value*. If it returns *true*, store the value in the component's attribute Map under the name derived above. If it returns *false*, store the *ValueExpression* in the component's *ValueExpression* Map under the name derived above.

There is no standard implementation class for this action. It must be provided by the implementation.

### 9.4.3. <f:convertDateTime>

Register a *DateTimeConverter* instance on the *UIComponent* associated with the closest parent *UIComponent* custom action.

#### 9.4.3.1. Syntax

<f:convertDateTime

```
[dateStyle="{default|short|medium|long|full}"]
[locale="{locale|string}"]
[pattern="pattern"]
[timeStyle="{default|short|medium|long|full}"]
[timeZone="{timeZone|string}"]
[type="{date|time|both|localDate|localDateTime|localTime|
offsetTime|offsetDateTime|zonedDateTime}"]
[binding="Value Expression"]/>
```

#### 9.4.3.2. Body Content

empty.

#### 9.4.3.3. Attributes

Name	Expr	Type	Description
date-Style	VE	String	Predefined formatting style which determines how the date component of a date string is to be formatted and parsed. Applied only if type is "date", "both", "localDate", "localDateTime", or "zonedDateTime". Valid values are "default", "short", "medium", "long", and "full". Default value is "default". If a java.time formatter is being used, yet the dateStyle is set to "default", the value "medium" is assumed.

Name	Expr	Type	Description
locale	VE	Locale or String	Locale whose predefined styles for dates and times are used during formatting or parsing. If not specified, the Locale returned by <code>FacesContext.getViewRoot().getLocale()</code> will be used. Value must be either a VE expression that evaluates to a <code>java.util.Locale</code> instance, or a String that is valid to pass as the first argument to the constructor <code>java.util.Locale(String language, String country)</code> . The empty string is passed as the second argument.
pattern	VE	String	Custom formatting pattern which determines how the date/time string should be formatted and parsed.
time-Style	VE	String	Predefined formatting style which determines how the time component of a date string is to be formatted and parsed. Applied only if type is "time", "both", "localTime" or "offsetTime". Valid values are "default", "short", "medium", "long", and "full". Default value is "default". If a <code>java.time</code> formatter is being used, yet the <code>timeStyle</code> is set to "default", the value "medium" is assumed.
time-Zone	VE	timezone or String	Time zone in which to interpret any time information in the date string. Value must be either a VE expression that evaluates to a <code>java.util.TimeZone</code> instance, or a String that is a timezone ID as described in the javadocs for <code>java.util.TimeZone.getTimeZone()</code> .
type	VE	String	Specifies what contents the string value will be formatted to include, or parsed expecting. Valid values are "date", "time", "both", "localDate", "localDateTime", "localTime", "offsetTime", "offsetDateTime", and "zonedDateTime". The values starting with "local", "offset" and "zoned" correspond to Java SE 8 Date Time API classes in package <code>java.time</code> with the name derived by upper casing the first letter. For example, <code>java.time.LocalDate</code> for the value "localDate". Default value is "date".
binding	VE	ValueExpression	A <i>ValueExpression</i> expression that evaluates to an object that implements <i>jakarta.faces.convert.Converter</i>

#### 9.4.3.4. Constraints

- Must be nested inside a *UIComponent* custom action whose component class implements *ValueHolder*, and whose value is a `java.util.Date` (or appropriate subclass).
- If *pattern* is specified, the pattern syntax must use the pattern syntax specified by `java.text.SimpleDateFormat` or `java.time.format.DateTimeFormatter` depending on the value of type.

- If *pattern* is not specified, formatted strings will contain a date value, a time value, or both depending on the specified *type*. When date or time values are included, they will be formatted according to the specified *dateStyle* and *timeStyle*, respectively.
- if *type* is not specified:
  - if *dateStyle* is set and *timeStyle* is not, *type* defaults to *date*
  - if *timeStyle* is set and *dateStyle* is not, *type* defaults to *time*
  - if both *dateStyle* and *timeStyle* are set, *type* defaults to *both*

[P1-start f:convertDateTime constraints] If this tag is not nested inside a *UIComponent* custom action, or the *UIComponent* implementation class does not correctly implement *ValueHolder*, throw a *JspException* [P1-end]

#### 9.4.3.5. Description

Locate the closest parent *UIComponent* custom action instance by calling *UIComponentClassicTagBase.getParentUIComponentClassicTagBase()*. If the *getCreated()* method of this instance returns *true*, create, call *createConverter()* and register the returned Converter instance on the associated *UIComponent*.

[P1-start f:convertDateTime implementation requirements ]The implementation class for this action must meet the following requirements:

- Must extend *jakarta.faces.webapp.ConverterELTag*.
- The *createConverter()* method must:
  - If *binding* is non-null, call *getValue()* on it to obtain a reference to the *Converter* instance. If there is no exception thrown, and *binding.getValue()* returned a non-null object that implements *jakarta.faces.convert.Converter*, it must then cast the returned instance to *jakarta.faces.convert.DateTimeConverter* and configure its properties based on the specified attributes for this custom action, and return the configured instance. If there was an exception thrown, rethrow the exception as a *JspException*.
  - use the *converterId* if the converter instance could not be created from the *binding* attribute. Call the *createConverter()* method of the *Application* instance for this application, passing converter id “jakarta.faces.DateTime”. If the binding attribute was also set, store the converter instance by calling *binding.setValue()*. It must then cast the returned instance to *jakarta.faces.convert.DateTimeConverter* and configure its properties based on the specified attributes for this custom action, and return the configured instance. If there was an exception thrown, rethrow the exception as a *JspException*.
- If the *type* attribute is not specified, it defaults as follows:
  - If *dateStyle* is specified but *timeStyle* is not specified, default to *date*.
  - If *dateStyle* is not specified but *timeStyle* is specified, default to *time*.
  - If both *dateStyle* and *timeStyle* are specified, default to *both*. [P1-end]

### 9.4.4. <f:convertNumber>

Register a *NumberConverter* instance on the *UIComponent* associated with the closest parent *UIComponent* custom action.

#### 9.4.4.1. Syntax

```
<f:convertNumber
  [currencyCode="currencyCode"]
  [currencySymbol="currencySymbol"]
  [groupingUsed="{true|false}"]
  [integerOnly="{true|false}"]
  [locale="locale"]
  [maxFractionDigits="maxFractionDigits"]
  [maxIntegerDigits="maxIntegerDigits"]
  [minFractionDigits="minFractionDigits"]
  [minIntegerDigits="minIntegerDigits"]
  [pattern="pattern"]
  [type="{number|currency|percent}"]
  [binding="Value Expression"]/>
```

#### 9.4.4.2. Body Content

empty.

#### 9.4.4.3. Attributes

Name	Expr	Type	Description
currencyCode	VE	String	ISO 4217 currency code, applied only when formatting currencies.
currencySymbol	VE	String	Currency symbol, applied only when formatting currencies.
groupingUsed	VE	boolean	Specifies whether formatted output will contain grouping separators.
integerOnly	VE	boolean	Specifies whether only the integer part of the value will be parsed.
locale	VE	java.util.Locale	Locale whose predefined styles for numbers are used during formatting or parsing. If not specified, the Locale returned by <code>FacesContext.getViewRoot().getLocale()</code> will be used.

Name	Expr	Type	Description
maxFractionDigits	VE	int	Maximum number of digits that will be formatted in the fractional portion of the output.
maxIntegerDigits	VE	int	Maximum number of digits that will be formatted in the integer portion of the output
minFractionDigits	VE	int	Minimum number of digits that will be formatted in the fractional portion of the output.
minIntegerDigits	VE	int	Minimum number of digits that will be formatted in the integer portion of the output.
pattern	VE	String	Custom formatting pattern which determines how the number string should be formatted and parsed.
type	VE	String	Specifies whether the value will be parsed and formatted as a number, currency, or percentage.
binding	VE	ValueExpression	A <i>ValueExpression</i> expression that evaluates to an object that implements <i>jakarta.faces.convert.Converter</i>

#### 9.4.4.4. Constraints

- Must be nested inside a *UIComponent* custom action whose component class implements *ValueHolder*, and whose value is a numeric wrapper class or primitive.
- If *pattern* is specified, the pattern syntax must use the pattern syntax specified by *java.text.DecimalFormat*.
- If *pattern* is not specified, formatting and parsing will be based on the specified *type*.

[P1-start f:convertNumber constraints] If this tag is not nested inside a *UIComponent* custom action, or the *UIComponent* implementation class does not correctly implement *ValueHolder*, throw a *JspException*. [P1-end]

#### 9.4.4.5. Description

Locate the closest parent *UIComponent* custom action instance by calling *UIComponentClassicTagBase.getParentUIComponentClassicTagBase()*. If the *getCreated()* method of this instance returns *true*, create, call *createConverter()* and register the returned *Converter* instance on the associated *UIComponent*.

[P1-start f:convertNumber implementation] The implementation class for this action must meet the following requirements:

- Must extend *jakarta.faces.webapp.ConverterELTag*.
- The *createConverter()* method must:
- If *binding* is non-null, call *binding.getValue()* to obtain a reference to the *Converter* instance. If there

is no exception thrown, and *binding.getValue()* returned a non-null object that implements *jakarta.faces.convert.Converter*, it must then cast the returned instance to *jakarta.faces.convert.NumberConverter* and configure its properties based on the specified attributes for this custom action, and return the configured instance. If there was an exception thrown, rethrow the exception as a *JspException*.

- use the *converterId* if the converter instance could not be created from the *binding* attribute. Call the *createConverter()* method of the *Application* instance for this application, passing converter id “*jakarta.faces.Number*”. If the binding attribute was also set, store the converter instance by calling *binding.setValue()*. It must then cast the returned instance to *jakarta.faces.convert.NumberConverter* and configure its properties based on the specified attributes for this custom action, and return the configured instance. If there was an exception thrown, rethrow the exception as a *JspException*. [P1-end]

### 9.4.5. <f:converter>

Register a named *Converter* instance on the *UIComponent* associated with the closest parent *UIComponent* custom action.

#### 9.4.5.1. Syntax

```
<f:converter converterId="converterId" binding="Value Expression"/>
```

#### 9.4.5.2. Body Content

empty

#### 9.4.5.3. Attributes

Name	Expr	Type	Description
<i>converterId</i>	VE	String	Converter identifier of the converter to be created.
<i>binding</i>	VE	ValueExpression	A <i>ValueExpression</i> expression that evaluates to an object that implements <i>jakarta.faces.convert.Converter</i>

#### 9.4.5.4. Constraints

- Must be nested inside a *UIComponent* custom action whose component class implements *ValueHolder*.
- *converterId* and/or *binding* must be specified.

[P1-start f:converter constraints] If this tag is not nested inside a *UIComponent* custom action, or the *UIComponent* implementation class does not correctly implement *ValueHolder*, throw a *JspException*. [P1-end]

### 9.4.5.5. Description

Locate the closest parent *UIComponent* custom action instance by calling *UIComponentClassicTagBase.getParentUIComponentClassicTagBase()*. If the *getCreated()* method of this instance returns *true*, create, call *createConverter()* and register the returned Converter instance on the associated *UIComponent*.

[P1-start f:converter implementation] The implementation class for this action must meet the following requirements:

- Must extend *jakarta.faces.webapp.ConverterJspTag*.
- The *createConverter()* method must:
  - If *binding* is non-null, call *binding.getValue()* to obtain a reference to the *Converter* instance. If there is no exception thrown, and *binding.getValue()* returned a non-null object that implements *jakarta.faces.convert.Converter*, register it by calling *setConverter()*. If there was an exception thrown, rethrow the exception as a *JspException*. Use the *converterId* attribute if the converter instance could not be created from the *binding* attribute. If the *converterId* attribute is set, call the *createConverter()* method of the *Application* instance for this application, passing converter id specified by their *converterId* attribute. If the *binding* attribute was also set, store the converter instance by calling *binding.setValue()*. Register the converter instance by calling *setConverter()*. If there was an exception thrown, rethrow the exception as a *JspException*. [P1-end]

## 9.4.6. <f:facet>

Register a named facet (see [Facet Management](#)) on the *UIComponent* associated with the closest parent *UIComponent* custom action.

### 9.4.6.1. Syntax

```
<f:facet name="facet-name"/>
```

### 9.4.6.2. Body Content

JSP. However, only a single *UIComponent* custom action (and any related nested Jakarta Faces custom actions) is allowed; no template text or other custom actions may be present.

### 9.4.6.3. Attributes

Name	Expr	Type	Description
<i>name</i>	<i>NONE</i>	<i>String</i>	Name of the facet to be created

### 9.4.6.4. Constraints

- [P1-start f:facet constraints] Must be nested inside a *UIComponent* custom action.



- Exactly one *UIComponent* custom action must be nested inside this custom action (although the nested component custom action could itself have nested children). [P1-end]

#### 9.4.6.5. Description

Locate the closest parent *UIComponent* custom action instance by calling *UIComponentClassicTagBase.getParentUIComponentClassicTagBase()*. If the associated component does not already have a facet with a name specified by this custom action's *name* attribute, create a facet with this name from the *UIComponent* custom action that is nested within this custom action.

[P1-start f:facet implementation] The implementation class must be, or extend, *jakarta.faces.webapp.FacetTag*. [P1-end]

### 9.4.7. <f:loadBundle>

Load a resource bundle localized for the locale of the current view, and expose it (as a Map) in the request attributes for the current request.

#### 9.4.7.1. Syntax

```
<f:loadBundle basename="resource-bundle-name" var="attributeKey"/>
```

#### 9.4.7.2. Body Content

empty

#### 9.4.7.3. Attributes

Name	Expr	Type	Description
<i>basename</i>	<i>VE</i>	<i>String</i>	Base name of the resource bundle to be loaded.
<i>var</i>	NONE	<i>String</i>	Name of a request scope attribute under which the resource bundle will be exposed as a Map.

#### 9.4.7.4. Constraints

- [P1-start f:loadBundle constraints] Must be nested inside an *<f:view>* custom action. [P1-end]

#### 9.4.7.5. Description

Load the resource bundle specified by the *basename* attribute, localized for the Locale of the *UIViewRoot* component of the current view, and expose its key-values pairs as a *Map* under the attribute key specified by the *var* attribute. In this way, value binding expressions may be used to conveniently retrieve localized values. If the named bundle is not found, throw *JspException*.

If the *get()* method for the *Map* instance exposed by this custom action is passed a key value that is not present (that is, there is no underlying resource value for that key), the literal string "???foo???"

(where “foo” is replaced by the key the String representation of the key that was requested) must be returned, rather than the standard *Map* contract return value of *null*.

### 9.4.8. <f:param>

Add a child *UIParameter* component to the *UIComponent* associated with the closest parent *UIComponent* custom action.

#### 9.4.8.1. Syntax

*Syntax 1: Unnamed value*

```
<f:param [id="componentIdOrImmediateExpression"]
    value="parameter-value"
    [binding="componentReference"] />
```

*Syntax 2: Named value*

```
<f:param [id="componentIdOrImmediateExpression"]
    [binding="componentReference"]
    name="parameter-name" value="parameter-value"/>
```

#### 9.4.8.2. Body Content

empty.

#### 9.4.8.3. Attributes

Name	Expr	Type	Description
binding	VE	ValueExpression	ValueExpression expression to a backing bean property bound to the component instance for the <i>UIComponent</i> created by this custom action
id	NONE	String	Component identifier of a <i>UIParameter</i> component
name	VE	String	Name of the parameter to be set
value	VE	String	Value of the parameter to be set

#### 9.4.8.4. Constraints

- [P1-start f:param constraints] Must be nested inside a *UIComponent* custom action. [P1-end]

#### 9.4.8.5. Description

Locate the closest parent *UIComponent* custom action instance by calling *UIComponentClassicTagBase.getParentUIComponentClassicTagBase()*. If the *getCreated()* method of this

instance returns *true*, create a new *UIParameter* component, and attach it as a child of the associated *UIComponent*. It is up to the parent *UIComponent* to determine how it will handle its *UIParameter* children.

[P1-start f:param implementation] The implementation class for this action must meet the following requirements:

- Must extend *jakarta.faces.UIComponentELTag*.
- The *getComponentType()* method must return “*Parameter*”.
- The *getRendererType()* method must return *null*. [P1-end]

### 9.4.9. <f:phaseListener>

Register a *PhaseListener* instance on the *UIViewRoot* associated with the closest parent *UIViewRoot* custom action.

#### 9.4.9.1. Syntax

```
<f:phaseListener type="fully-qualified-classname" binding="Value expression"/>
```

#### 9.4.9.2. Body Content

empty.

#### 9.4.9.3. Attributes

Name	Expr	Type	Description
<i>type</i>	<i>VE</i>	<i>String</i>	Fully qualified Java class name of an <i>PhaseListener</i> to be created and registered
<i>binding</i>	<i>VE</i>	<i>ValueExpression</i>	A <i>ValueExpression</i> expression that evaluates to an object that implements <i>jakarta.faces.event.PhaseListener</i>

#### 9.4.9.4. Constraints

- [P1-start f:phaseListener constraints] Must be nested inside a *UIViewRoot* custom action.
- The specified listener class must implement *jakarta.faces.event.PhaseListener*.
- *type* and/or *binding* must be specified. [P1-end]

#### 9.4.9.5. Description

Locate the one and only *UIViewRoot* custom action instance by walking up the tag tree until you find a *UIComponentTagBase* instance that has no parent. If the *getCreated()* method of this instance returns *true*, check the *binding* attribute.

If *binding* is set, call *binding.getValue()* to obtain a reference to the *PhaseListener* instance. If there is no

exception thrown, and `binding.getValue()` returned a non-null object that implements `jakarta.faces.event.PhaseListener`, register it by calling `addPhaseListener()`. If there was an exception thrown, rethrow the exception as a `JspException`.

If the listener instance could not be created, check the `type` attribute. If the `type` attribute is set, instantiate an instance of the specified class, and register it by calling `addPhaseListener()`. If the binding attribute was also set, store the listener instance by calling `binding.setValue()`. If there was an exception thrown, rethrow the exception as a `JspException`.

### 9.4.10. <f:selectItem>

Add a child `UISelectItem` component to the `UIComponent` associated with the closest parent `UIComponent` custom action.

#### 9.4.10.1. Syntax

*Syntax 1: Directly Specified Value*

```
<f:selectItem [id="componentIdOrImmediateExpression"]
    [binding="componentReference"]
    [itemDisabled="{true|false}"]
    itemValue="itemValue"
    itemLabel="itemLabel"
    [itemDescription="itemDescription"] />
```

*Syntax 2: Indirectly Specified Value*

```
<f:selectItem [id="componentIdOrImmediateExpression"]
    [binding="componentReference"]
    value="selectItemValue"/>
```

#### 9.4.10.2. Body Content

empty

#### 9.4.10.3. Attributes

Name	Expr	Type	Description
binding	VE	<i>ValueExpression</i>	<i>ValueExpression</i> expression to a backing bean property bound to the component instance for the <code>UIComponent</code> created by this custom action.
id	<i>NONE</i>	<i>String</i>	Component identifier of a <code>UISelectItem</code> component.

Name	Expr	Type	Description
<i>itemDescription</i>	VE	String	Description of this option (for use in development tools).
itemDisabled	VE	boolean	Flag indicating whether the option created by this component is disabled.
itemLabel	VE	String	Label to be displayed to the user for this option.
itemValue	VE	Object	Value to be returned to the server if this option is selected by the user.
value	VE	jakarta.faces.model.SelectItem	Value binding pointing at a SelectItem instance containing the information for this option.
escape	VE	boolean	ValueExpression pointing to a boolean that tells whether or not the label of this selectItem should be escaped per HTML rules. Default is true.

#### 9.4.10.4. Constraints

- [P1-start f:selectItem constraints] Must be nested inside a *UIComponent* custom action that creates a *UISelectMany* or *UISelectOne* component instance.[P1-end]

#### 9.4.10.5. Description

Locate the closest parent *UIComponent* custom action instance by calling *UIComponentClassicTagBase.getParentUIComponentClassicTagBase()*. If the *getCreated()* method of this instance returns *true*, create a new *UISelectItem* component, and attach it as a child of the associated *UIComponent*.

[P1-start f:selectItem implementation] The implementation class for this action must meet the following requirements:

- Must extend *jakarta.faces.UIComponentELTag*.
- The *getComponentType()* method must return “*SelectItem*”.
- The *getRendererType()* method must return *null*.[P1-end]

### 9.4.11. <f:selectItems>

Add a child *UISelectItems* component to the *UIComponent* associated with the closest parent *UIComponent* custom action.

#### 9.4.11.1. Syntax

```
<f:selectItems [id="componentIdOrImmediateExpression"]
    [binding="componentReference"]
```

```
value="selectItemsValue" />
```

### 9.4.11.2. Body Content

empty

### 9.4.11.3. Attributes

Name	Expr	Type	Description
binding	VE	<i>ValueExpression</i>	<i>ValueExpression</i> expression to a backing bean property bound to the component instance for the <i>UIComponent</i> created by this custom action.
<i>id</i>	<i>NONE</i>	<i>String</i>	Component identifier of a <i>UISelectItem</i> component.
<i>value</i>	VE	<code>jakarta.faces.model.SelectItem</code> , see description for specific details	Value binding expression pointing at one of the following instances: <ol style="list-style-type: none"> <li>1. an individual <code>jakarta.faces.model.SelectItem</code></li> <li>2. a java language array of <code>jakarta.faces.model.SelectItem</code></li> <li>3. a <code>java.util.Collection</code> of <code>jakarta.faces.model.SelectItem</code></li> <li>4. A <code>java.util.Map</code> where the keys are converted to <code>Strings</code> and used as labels, and the corresponding values are converted to <code>Strings</code> and used as values for newly created <code>jakarta.faces.model.SelectItem</code> instances. The instances are created in the order of the iterator over the keys provided by the <code>Map</code>.</li> </ol>

### 9.4.11.4. Constraints

- Must be nested inside a *UIComponent* custom action that creates a *UISelectMany* or *UISelectOne* component instance.

### 9.4.11.5. Description

Locate the closest parent *UIComponent* custom action instance by calling *UIComponentClassicTagBase.getParentUIComponentClassicTagBase()*. If the *getCreated()* method of this instance returns *true*, create a new *UISelectItems* component, and attach it as a child of the associated *UIComponent*.

[P1-start f:selectItems implementation]The implementation class for this action must meet the following requirements:

- Must extend `jakarta.faces.UIComponentELTag`.
- The `getComponentType()` method must return `"jakarta.faces.SelectItems"`.

- The `getRendererType()` method must return `null`. [P1-end]

### 9.4.12. <f:setPropertyActionListener>

Tag implementation that creates a special *ActionListener* instance and registers it on the *ActionSource* associated with our most immediate surrounding instance of a tag whose implementation class is a subclass of *UIComponentTag*. This tag creates no output to the page currently being created. This tag is useful for pushing a specific value into a managed bean on page submit.

#### 9.4.12.1. Syntax

```
<f:setPropertyActionListener target="Value Expression" value="value Expression"/>
```

#### 9.4.12.2. Body Content

empty.

#### 9.4.12.3. Attributes

Name	Expr	Type	Description
<code>value</code>	<i>VE</i>	<i>ValueExpression</i>	The <i>ValueExpression</i> from which the value is taken.
<code>target</code>	<i>VE</i>	<i>ValueExpression</i>	The <i>ValueExpression</i> into which the evaluated value from the “ <code>value</code> ” attribute is stored when the listener executes.

#### 9.4.12.4. Constraints

- Must be nested inside a *UIComponent* custom action.
- The corresponding *UIComponent* implementation class must implement *ActionSource*, and therefore define a public `addActionListener()` method that accepts an *ActionListener* parameter.
- The tag implementation must only create and register the *ActionListener* instance the first time the component for this tag is created
- When the listener executes:
  - Call `getValue()` on the “`value`” *ValueExpression*.
  - If value of the “`value`” expression is null, call `setValue()` on the “`target`” *ValueExpression* with the null value.
  - If the value of the “`value`” expression is not null, call `getType()` on the “`value`” and “`target`” *ValueExpressions* to determine their property types.
  - Coerce the value of the “`value`” expression to the “`target`” expression value type following the Expression Language coercion rules. Call `setValue()` on the “`target`” *ValueExpression* with the resulting value.
  - If either conversion or the execution of `setValue()` fails throw an `AbortProcessingException`.
- This tag creates no output to the page currently being created. It is used solely for the side effect of

*ActionListener* creation and addition.

[P1-start f:setPropertyActionListener constraints]If this tag is not nested inside a *UIComponent* custom action, or the *UIComponent* implementation class does not correctly implement *ActionSource*, or the specified listener class does not implement *jakarta.faces.event.ActionListener*, throw a *JspException*. [P1-end]

#### 9.4.12.5. Description

Locate the closest parent *UIComponent* custom action instance by calling *UIComponentClassicTagBase.getParentUIComponentClassicTagBase()*. If the *getCreated()* method of this instance returns *true* return *SKIP\_BODY*.

Create an instance of *ActionListener* that implements *StateHolder* and stores the *target* and *value ValueExpression* instances as instance variables included in the state saving contract. The *processAction()* method of the listener must call *getValue()* on the *value ValueExpression* and convert the value before passing the result to a call to *setValue()* on the *target ValueExpression*.

### 9.4.13. <f:subview>

Container action for all Jakarta Faces core and component custom actions used on a nested page included via `<jsp:include>` or any custom action that dynamically includes another page from the same web application, such as Jakarta Tags's `<c:import>`.

#### 9.4.13.1. Syntax

```
<f:subview id="componentIdOrImmediateExpression"
  [binding="componentReference"]
  [rendered="{true|false}"]>
  Nested template text and custom actions
</f:subview>
```

#### 9.4.13.2. Body Content

JSP. May contain any combination of template text, other Jakarta Faces custom actions, and custom actions from other custom tag libraries.

#### 9.4.13.3. Attributes

Name	Expr	Type	Description
binding	VE	<i>ValueExpression</i>	<i>ValueExpression</i> expression to a backing bean property bound to the component instance for the <i>UIComponent</i> created by this custom action.



Name	Expr	Type	Description
<i>id</i>	<i>NONE</i>	<i>String</i>	Component identifier of a <i>UINamingContainer</i> component
rendered	VE	Boolean	Whether or not this subview should be rendered.

#### 9.4.13.4. Constraints

- [P1-start *f:subview* constraints] Must be nested inside a *<f:view>* custom action (although this custom action might be in a page that is including the page containing the *<f:subview>* custom action.
- Must not contain an *<f:view>* custom action.
- Must have an *id* attribute whose value is unique within the scope of the parent naming container. If this constraint is not met, the action taken regarding id uniqueness in section [UIComponent Custom Action Implementation Requirements](#) must be taken
- May be placed in a parent page (with *<jsp:include>* or *<c:import>* nested inside), or within the nested page. [P1-end]

#### 9.4.13.5. Description

Locate the closest parent *UIComponent* custom action instance by calling *UIComponentClassicTagBase.getParentUIComponentClassicTagBase()*. If the *getCreated()* method of this instance returns *true*, create a new *UINamingContainer* component, and attach it as a child of the associated *UIComponent*. Such a component provides a scope within which child component identifiers must still be unique, but allows child components to have the same simple identifier as child components nested in some other naming container. This is useful in several scenarios:

```

"main.jsp"
<f:view>
  <c:import url="foo.jsp"/>
  <c:import url="bar.jsp"/>
</f:view>

"foo.jsp"
<f:subview id="aaa">
  ... components and other content ...
</f:subview>

"bar.jsp"
<f:subview id="bbb">
  ... components and other content ...
</f:subview>

```

In this scenario, *<f:subview>* custom actions in imported pages establish a naming scope for components within those pages. Identifiers for *<f:subview>* custom actions nested in a single *<f:view>*

custom action must be unique, but it is difficult for the page author (and impossible for the Jakarta Server Pages page compiler) to enforce this restriction.

```

"main.jsp"
<f:view>
  <f:subview id="aaa">
    <c:import url="foo.jsp"/>
  </f:subview>
  <f:subview id="bbb">
    <c:import url="bar.jsp"/>
  </f:subview>
</f:view>

"foo.jsp"
... components and other content ...

"bar.jsp"
... components and other content ...

```

In this scenario, the `<f:subview>` custom actions are in the including page, rather than the included page. As in the previous scenario, the “id” values of the two subviews must be unique; but it is much easier to verify using this style.

It is also possible to use this approach to include the same page more than once, but maintain unique identifiers:

```

"main.jsp"
<f:view>
  <f:subview id="aaa">
    <c:import url="foo.jsp"/>
  </f:subview>
  <f:subview id="bbb">
    <c:import url="foo.jsp"/>
  </f:subview>
</f:view>

"foo.jsp"
... components and other content ...

```

In all of the above examples, note that *foo.jsp* and *bar.jsp* may not contain `<f:view>`.

The implementation class for this action must meet the following requirements:

- [P1-start f:subview implementation] Must extend *jakarta.faces.UIComponentELTag*.
- The *getComponentType()* method must return “*NamingContainer*”.

- The `getRendererType()` method must return `null`. [P1-end]

### 9.4.14. <f:validateDoubleRange>

Register a `DoubleRangeValidator` instance on the `UIComponent` associated with the closest parent `UIComponent` custom action.

#### 9.4.14.1. Syntax

*Syntax 1: Maximum only specified*

```
<f:validateDoubleRange maximum="543.21" binding="VB Expression"/>
```

*Syntax 2: Minimum only specified*

```
<f:validateDoubleRange minimum="123.45" binding="VB Expression"/>
```

*Syntax 3: Both maximum and minimum are specified*

```
<f:validateDoubleRange maximum="543.21" minimum="123.45" binding="VB Expression"/>
```

#### 9.4.14.2. Body Content

empty.

#### 9.4.14.3. Attributes

Name	Expr	Type	Description
<i>maximum</i>	VE	<i>double</i>	Maximum value allowed for this component
<i>minimum</i>	VE	<i>double</i>	Minimum value allowed for this component
<i>binding</i>	VE	<i>ValueExpression</i>	A <i>ValueExpression</i> expression that evaluates to an object that implements <i>jakarta.faces.convert.Validator</i>
for	VE	<i>ValueExpression</i>	A <i>ValueExpression</i> expression that evaluates to String referring to the value of one of the exposed attached objects within the composite component inside of which this tag is nested.

#### 9.4.14.4. Constraints

- Must be nested inside a `EditableValueHolder` custom action whose value is (or is convertible to) a double.
- Must specify either the `maximum` attribute, the `minimum` attribute, or both.
- If both limits are specified, the maximum limit must be greater than the minimum limit.

[P1-start f:validateDoubleRange constraints] If this tag is not nested inside a `UIComponent` custom action, or the `UIComponent` implementation class does not correctly implement `EditableValueHolder` throw a `JspException`. [P1-end]

### 9.4.14.5. Description

Locate the closest parent *UIComponent* custom action instance by calling *UIComponentClassicTagBase.getParentUIComponentClassicTagBase()*. If the *getCreated()* method of this instance returns *true*, create, call *createValidator()* and register the returned *Validator* instance on the associated *UIComponent*.

[P1-start f:validateDoubleRange implementation] The implementation class for this action must meet the following requirements:

- Must extend *jakarta.faces.webapp.ValidatorELTag*.
- The *createValidator()* method must:
  - If *binding* is non-null, create a *ValueBinding* by invoking *Application.createValueExpression()* with *binding* as the expression argument, and *Validator.class* as the expectedType argument. use the *ValueBinding* to obtain a reference to the *Validator* instance. If there is no exception thrown, and *ValueExpression.getValue()* returned a non-null object that implements *jakarta.faces.validator.Validator*, it must then cast the returned instance to *jakarta.faces.validator.DoubleRangeValidator* and configure its properties based on the specified attributes for this custom action, and return the configured instance. If there was an exception thrown, rethrow the exception as a *JspException*.
  - use the *validatorId* if the validator instance could not be created from the *binding* attribute. Call the *createValidator()* method of the *Application* instance for this application, passing validator id “jakarta.faces.DoubleRange”. If the binding attribute was also set, evaluate the expression into a *ValueExpression* and store the validator instance by calling *setValue()* on the *ValueExpression*. It must then cast the returned instance to *jakarta.faces.validator.DoubleRangeValidator* and configure its properties based on the specified attributes for this custom action, and return the configured instance. If there was an exception thrown, rethrow the exception as a *JspException*. [P1-end]

### 9.4.15. <f:validateLength>

Register a *LengthValidator* instance on the *UIComponent* associated with the closest parent *UIComponent* custom action.

#### 9.4.15.1. Syntax

*Syntax 1: Maximum length only specified*

```
<f:validateLength maximum="10" binding="VB Expression"/>
```

*Syntax 2: Minimum only specified*

```
<f:validateLength minimum="1" binding="VB Expression"/>
```

*Syntax 3: Both maximum and minimum are specified*

```
<f:validateLength maximum="10" minimum="1" binding="VB Expression"/>
```

### 9.4.15.2. Body Content

empty.

### 9.4.15.3. Attributes

Name	Expr	Type	Description
<i>maximum</i>	<i>VE</i>	<i>double</i>	Maximum value allowed for this component
<i>minimum</i>	<i>VE</i>	<i>double</i>	Minimum value allowed for this component
<i>binding</i>	<i>VE</i>	<i>ValueExpression</i>	A <i>ValueExpression</i> expression that evaluates to an object that implements <i>jakarta.faces.convert.Validator</i>

### 9.4.15.4. Constraints

- Must be nested inside a *EditableValueHolder* custom action whose value is (or is convertible to) a double.
- Must specify either the *maximum* attribute, the *minimum* attribute, or both.
- If both limits are specified, the maximum limit must be greater than the minimum limit.

[P1-start f:validateDoubleRange constraints] If this tag is not nested inside a *UIComponent* custom action, or the *UIComponent* implementation class does not correctly implement *EditableValueHolder* throw a *JspException*. [P1-end]

### 9.4.15.5. Description

Locate the closest parent *UIComponent* custom action instance by calling *UIComponentClassicTagBase.getParentUIComponentClassicTagBase()*. If the *getCreated()* method of this instance returns *true*, create, call *createValidator()* and register the returned *Validator* instance on the associated *UIComponent*.

[P1-start f:validateDoubleRange implementation] The implementation class for this action must meet the following requirements:

- Must extend *jakarta.faces.webapp.ValidatorELTag*.
- The *createValidator()* method must:
  - If *binding* is non-null, create a *ValueBinding* by invoking *Application.createValueExpression()* with *binding* as the expression argument, and *Validator.class* as the expectedType argument. use the *ValueBinding* to obtain a reference to the *Validator* instance. If there is no exception thrown, and *ValueExpression.getValue()* returned a non-null object that implements *jakarta.faces.validator.Validator*, it must then cast the returned instance to *jakarta.faces.validator.DoubleRangeValidator* and configure its properties based on the specified attributes for this custom action, and return the configured instance. If there was an exception thrown, rethrow the exception as a *JspException*.

- use the *validatorId* if the validator instance could not be created from the *binding* attribute. Call the *createValidator()* method of the *Application* instance for this application, passing validator id “jakarta.faces.DoubleRange”. If the binding attribute was also set, evaluate the expression into a *ValueExpression* and store the validator instance by calling *setValue()* on the *ValueExpression*. It must then cast the returned instance to *jakarta.faces.validator.DoubleRangeValidator* and configure its properties based on the specified attributes for this custom action, and return the configured instance. If there was an exception thrown, rethrow the exception as a *JspException*. [P1-end]

### 9.4.16. <f:validateRegex>

Register a *RegexValidator* instance on the *UIComponent* associated with the closest parent *UIComponent* custom action.

#### 9.4.16.1. Syntax

```
<f:validateRegex pattern="a*b"/>
```

#### 9.4.16.2. Body Content

empty.

#### 9.4.16.3. Attributes

Name	Expr	Type	Description
<i>pattern</i>	<i>VE</i>	<i>String</i>	The string to be interpreted as a <i>java.util.regex.Pattern</i>
<i>binding</i>	<i>VE</i>	<i>ValueExpression</i>	A <i>ValueExpression</i> expression that evaluates to an object that implements <i>jakarta.faces.convert.Validator</i>

#### 9.4.16.4. Constraints

- Must be nested inside a *EditableValueHolder* custom action whose value is a *String*.
- Must specify either the *pattern* attribute.

[P1-start f:validateLength constraints] If this tag is not nested inside a *UIComponent* custom action, or the *UIComponent* implementation class does not correctly implement *EditableValueHolder*, throw a *JspException*. [P1-end]

#### 9.4.16.5. Description

Locate the closest parent *UIComponent* custom action instance by calling *UIComponentClassicTagBase.getParentUIComponentClassicTagBase()*. If the *getCreated()* method of this instance returns *true*, create, call *createValidator()* and register the returned *Validator* instance on the associated *UIComponent*.

[P1-start f:validateLength implementation] The implementation class for this action must meet the following requirements:

- Must extend *jakarta.faces.webapp.ValidatorELTag*.
- The *createValidator()* method must:
  - If *binding* is non-null, create a *ValueExpression* by invoking *Application.createValueExpression()* with *binding* as the expression argument, and *Validator.class* as the expectedType argument. Use the *ValueExpression* to obtain a reference to the *Validator* instance. If there is no exception thrown, and *ValueExpression.getValue()* returned a non-null object that implements *jakarta.faces.validator.Validator*, it must then cast the returned instance to *jakarta.faces.validator.RegexValidator* and configure its properties based on the specified attributes for this custom action, and return the configured instance. If there was an exception thrown, rethrow the exception as a *JspException*.
  - Use the *validatorId* if the validator instance could not be created from the *binding* attribute. Call the *createValidator()* method of the *Application* instance for this application, passing validator id “*jakarta.faces.RegularExpression*”. If the *binding* attribute was also set, evaluate the expression into a *ValueExpression* and store the validator instance by calling *setValue()* on the *ValueExpression*. It must then cast the returned instance to *jakarta.faces.validator.RegexValidator* and configure its properties based on the specified attributes for this custom action, and return the configured instance. If there was an exception thrown, rethrow the exception as a *JspException*. [P1-end]

### 9.4.17. <f:validateLongRange>

Register a *LongRangeValidator* instance on the *UIComponent* associated with the closest parent *UIComponent* custom action.

#### 9.4.17.1. Syntax

*Syntax 1: Maximum only specified*

```
<f:validateLongRange maximum="543" binding="VB Expression"/>
```

*Syntax 2: Minimum only specified*

```
<f:validateLongRange minimum="123" binding="VB Expression"/>
```

*Syntax 3: Both maximum and minimum are specified*

```
<f:validateLongRange maximum="543" minimum="123" binding="VB Expression"/>
```

#### 9.4.17.2. Body Content

empty.

#### 9.4.17.3. Attributes

Name	Expr	Type	Description
<i>maximum</i>	<i>VE</i>	<i>long</i>	Maximum value allowed for this component
<i>minimum</i>	<i>VE</i>	<i>long</i>	Minimum value allowed for this component
<i>binding</i>	<i>VE</i>	<i>ValueExpression</i>	A <i>ValueExpression</i> expression that evaluates to an object that implements <i>jakarta.faces.convert.Validator</i>

#### 9.4.17.4. Constraints

- Must be nested inside a *EditableValueHolder* custom action whose value is (or is convertible to) a long.
- Must specify either the *maximum* attribute, the *minimum* attribute, or both.
- If both limits are specified, the maximum limit must be greater than the minimum limit.

[P1-start f:validateLongRange constraints] If this tag is not nested inside a *UIComponent* custom action, or the *UIComponent* implementation class does not correctly implement *EditableValueHolder*, throw a *JspException*. [P1-end]

#### 9.4.17.5. Description

Locate the closest parent *UIComponent* custom action instance by calling *UIComponentClassicTagBase.getParentUIComponentClassicTagBase()*. If the *getCreated()* method of this instance returns *true*, create, call *createValidator()* and register the returned *Validator* instance on the associated *UIComponent*.

The implementation class for this action must meet the following requirements:

- Must extend *jakarta.faces.webapp.ValidatorELTag*.
- The *createValidator()* method must:
  - If *binding* is non-null, create a *ValueExpression* by invoking *Application.createValueExpression()* with *binding* as the expression argument, and *Validator.class* as the expectedType argument. Use the *ValueExpression* to obtain a reference to the *Validator* instance. If there is no exception thrown, and *ValueExpression.getValue()* returned a non-null object that implements *jakarta.faces.validator.Validator*, it must then cast the returned instance to *jakarta.faces.validator.LongRangeValidator* and configure its properties based on the specified attributes for this custom action, and return the configured instance. If there was an exception thrown, rethrow the exception as a *JspException*.
  - use the *validatorId* if the validator instance could not be created from the *binding* attribute. Call the *createValidator()* method of the *Application* instance for this application, passing validator id “*jakarta.faces.LongRange*”. If the binding attribute was also set, evaluate the expression into a *ValueExpression* and store the validator instance by calling *setValue()* on the *ValueExpression*. It must then cast the returned instance to *jakarta.faces.validator.LongRangeValidator* and configure its properties based on the specified attributes for this custom action, and return the



configured instance. If there was an exception thrown, rethrow the exception as a *JspException*.

### 9.4.18. <f:validator>

Register a named *Validator* instance on the *UIComponent* associated with the closest parent *UIComponent* custom action.

#### 9.4.18.1. Syntax

```
<f:validator validatorId="validatorId" binding="VB Expression"/>
```

#### 9.4.18.2. Body Content

empty

#### 9.4.18.3. Attributes

Name	Expr	Type	Description
<i>validatorId</i>	<i>VE</i>	<i>String</i>	Validator identifier of the validator to be created.
<i>binding</i>	<i>VE</i>	<i>ValueExpression</i>	A <i>ValueExpression</i> expression that evaluates to an object that implements <i>jakarta.faces.convert.Validator</i>

#### 9.4.18.4. Constraints

- Must be nested inside a *UIComponent* custom action whose component class implements *EditableValueHolder*.
- *validatorId* and/or *binding* must be specified.

[P1-start f:validator constraints 2] If this tag is not nested inside a *UIComponent* custom action, or the *UIComponent* implementation class does not correctly implement *EditableValueHolder* throw a *JspException*. [P1-end]

#### 9.4.18.5. Description

Locate the closest parent *UIComponent* custom action instance by calling *UIComponentClassicTagBase.getParentUIComponentClassicTagBase()*. If the *getCreated()* method of this instance returns *true*, create, call *createValidator()* and register the returned *Validator* instance on the associated *UIComponent*.

The implementation class for this action must meet the following requirements:

- Must extend *jakarta.faces.webapp.ValidatorJspTag*.
- The *createValidator()* method must:
  - If *binding* is non-null, call *binding.getValue()* to obtain a reference to the *Validator* instance. If there is no exception thrown, and *binding.getValue()* returned a non-null object that implements

*jakarta.faces.validator.Validator*, register it by calling *addValidator()*. If there was an exception thrown, rethrow the exception as a *JspException*.

- use the *validatorId* attribute if the validator instance could not be created from the *binding* attribute. If the *validatorId* attribute is set, call the *createValidator()* method of the *Application* instance for this application, passing validator id specified by their *validatorId* attribute. If the *binding* attribute was also set, store the validator instance by calling *binding.setValue()*. Register the validator instance by calling *addValidator()*. If there was an exception thrown, rethrow the exception as a *JspException*.

### 9.4.19. <f:valueChangeListener>

Register a *ValueChangeListener* instance on the *UIComponent* associated with the closest parent *UIComponent* custom action.

#### 9.4.19.1. Syntax

```
<f:valueChangeListener type="fully-qualified-classname" binding="VB Expression"/>
```

#### 9.4.19.2. Body Content

empty.

#### 9.4.19.3. Attributes

Name	Expr	Type	Description
<i>type</i>	<i>VE</i>	<i>String</i>	Fully qualified Java class name of a <i>ValueChangeListener</i> to be created and registered
<i>binding</i>	<i>VE</i>	<i>ValueExpression</i>	A <i>ValueExpression</i> expression that evaluates to an object that implements <i>jakarta.faces.event.ValueChangeListener</i>

#### 9.4.19.4. Constraints

- Must be nested inside a *UIComponent* custom action.
- The corresponding *UIComponent* implementation class must implement *EditableValueHolder*, and therefore define a public *addValueChangeListener()* method that accepts an *ValueChangeListener* parameter.
- The specified listener class must implement *jakarta.faces.event.ValueChangeListener*.
- *type* and/or *binding* must be specified.

[P1-start f:valueChangeListener constraints] If this tag is not nested inside a *UIComponent* custom action, or the *UIComponent* implementation class does not correctly implement *EditableValueHolder*, or the specified listener class does not implement *jakarta.faces.event.ValueChangeListener*, throw a *JspException*. [P1-end] Note that if the *binding* attribute is used, the scope of the *ValueExpression* must be chosen carefully so as not to introduce undesirable results. In general, when using the *binding*

attribute, do not point to beans in request or narrower scope.

#### 9.4.19.5. Description

Locate the closest parent *UIComponent* custom action instance by calling *UIComponentClassicTagBase.getParentUIComponentClassicTagBase()*. If the *getCreated()* method of this instance returns *true*, check the binding attribute.

If binding is non-null, call *binding.getValue()* to obtain a reference to the *ValueChangeListener* instance. If there is no exception thrown, and *ValueExpression.getValue()* returned a non-null object that implements *jakarta.faces.event.ValueChangeListener*, register it by calling *addValueChangeListener()*. If there was an exception thrown, rethrow the exception as a *JspException*.

If the listener instance could not be created, check the *type* attribute. If the *type* attribute is set, instantiate an instance of the specified class, and register it by calling *addValueChangeListener()*. If the binding attribute was also set, store the listener instance by calling *binding.setValue()*. If there was an exception thrown, rethrow the exception as a *JspException*.

As an alternative to using the binding and/or type attributes, you may also register a method in a backing bean class to receive *ValueChangeEvent* notifications, by using the *valueChangeListener* attribute on the corresponding *UIComponent* custom action. instantiate an instance of the specified class, and register it by calling *addValueChangeListener()*.

### 9.4.20. <f:verbatim>

Register a child *UIOutput* instance on the *UIComponent* associated with the closest parent *UIComponent* custom action which renders nested body content.

#### 9.4.20.1. Syntax

```
<f:verbatim [escape="{true|false}" rendered="{true|false}"/>
```

#### 9.4.20.2. Body Content

JSP. However, no *UIComponent* custom actions, or custom actions from the Jakarta Faces Core Tag Library, may be nested inside this custom action.

#### 9.4.20.3. Attributes

Name	Expr	Type	Description
<i>escape</i>	<i>VE</i>	<i>boolean</i>	If <i>true</i> , generated markup is escaped in a manner appropriate for the markup language being rendered. Default value is false.
<i>rendered</i>	<i>VE</i>	<i>boolean</i>	Flag indicating whether or not this component should be rendered (during Render Response Phase), or processed on any subsequent form submit. Default value is true.

#### 9.4.20.4. Constraints

- [P1-start f:verbatim constraints] Must be implemented as a *UIComponentBodyTag*. [P1-end]

#### 9.4.20.5. Description

Locate the closest parent *UIComponent* custom action instance by calling *UIComponentClassicTagBase.getParentUIComponentClassicTagBase()*. If the *getCreated()* method of this instance returns *true*, creates a new *UIOutput* component, and add it as a child of the *UIComponent* associated with the located instance. The *rendererType* property of this *UIOutput* component must be set to “jakarta.faces.Text”, and the *transient* property must be set to *true*. Also, the value (or value binding, if it is an expression) of the *escape* attribute must be passed on to the renderer as the value the *escape* attribute on the *UIOutput* component.

### 9.4.21. <f:view>

Container for all Jakarta Faces core and component custom actions used on a page.

#### 9.4.21.1. Syntax

```
<f:view
```

```
    [locale="locale" renderKitId="alternate"]
```

```
    [beforePhase="methodExpression"]
```

```
    [afterPhase="methodExpression"]>
```

```
        Nested template text and custom actions
```

```
</f:view>
```

#### 9.4.21.2. Body Content

JSP. May contain any combination of template text, other Jakarta Faces custom actions, and custom actions from other custom tag libraries.

#### 9.4.21.3. Attributes

Name	Expr	Type	Description
<i>renderKitId</i>	VE	String	The identifier for the render kit to use for rendering this page.
<i>locale</i>	VE	String or Locale	Name of a Locale to use for localizing this page (such as en_uk), or value binding expression that returns a <i>Locale</i> instance
<i>beforePhase</i>	ME	String	<i>MethodExpression</i> expression that points to a method whose signature is that of <code>jakarta.faces.event.PhaseListener.beforePhase()</code>

Name	Expr	Type	Description
<i>afterPhase</i>	ME	String	<i>MethodExpression</i> expression that points to a method whose signature is that of <code>jakarta.faces.event.PhaseListener.afterPhase()</code>

#### 9.4.21.4. Constraints

- [P1-start `f:view` constraints] Any Jakarta Server Pages-created response using actions from the Jakarta Faces Core Tag Library, as well as actions extending `jakarta.faces.webapp.UIComponentELTag` from other tag libraries, must be nested inside an occurrence of the `<f:view>` action.
- Jakarta Server Pages page fragments included via the standard `<%@ include %>` directive need not have their Jakarta Faces actions embedded in a `<f:view>` action, because the included template text and custom actions will be processed as part of the outer page as it is compiled, and the `<f:view>` action on the outer page will meet the nesting requirement.
- If the `renderKitId` attribute is present, its value is stored in `UIViewRoot`. If the `renderKitId` attribute is not present, then the default render kit identifier as returned by `Application.getDefaultRenderKitId()` is stored in `UIViewRoot` if it is not `null`. Otherwise, the render kit identifier as specified by the constant `RenderKitFactory.HTML_BASIC_RENDER_KIT` is stored in `UIViewRoot`. Specifying a `renderKitId` for the current view also affects all subsequent views, unless overridden by another use of the `renderKitId` attribute. Please refer to [ViewHandler](#) for more information.
- If the `locale` attribute is present, its value overrides the `Locale` stored in `UIViewRoot`, normally set by the `ViewHandler`, and the `doStartTag()` method must store it by calling `UIViewRoot.setLocale()`.
- The `doStartTag()` method must call `jakarta.servlet.jsp.jstl.core.Config.set()`, passing the `ServletRequest` instance for this request, the constant `jakarta.servlet.jsp.jstl.core.Config.FMT_LOCALE`, and the `Locale` returned by calling `UIViewRoot.getLocale()`. [P1-end]

#### 9.4.21.5. Description

Provides the Jakarta Faces implementation a convenient place to perform state saving during the render response phase of the request processing lifecycle, if the implementation elects to save state as part of the response.

The implementation class for this action must meet the following requirements:

- Must extend `jakarta.faces.UIComponentELTag`.
- The `getComponentType()` method must return “ViewRoot”.
- The `getRendererType()` method must return `null`.

Please refer to the javadocs for `jakarta.faces.application.StateManager` for details on what the tag handler for this tag must do to implement state saving.

## 9.5. Standard HTML RenderKit Tag Library

All Jakarta Faces implementations must provide a tag library containing actions that correspond to each valid combination of a supported component class (see [Standard User Interface Components](#)) and a *Renderer* from the Standard HTML RenderKit (see [Standard HTML RenderKit Implementation](#)) that supports that component type. [P1-start html\_basic taglib requirements] The tag library descriptor for this tag library must meet the following requirements:

- Must declare a tag library version (`<tlib-version>`) value of *1.2*.
- Must declare a URI (`<uri>`) value of <http://java.sun.com/jsf/html>.
- Must be included in the *META-INF* directory of a JAR file containing the corresponding implementation classes, suitable for inclusion with a web application, such that the tag library descriptor will be located automatically by the algorithm described in Section 7.3 of the *\_ Jakarta Server Pages Specification\_ (version 1.2)*. [P1-end]

[P1-start html\_basic return values]The custom actions defined in this tag library must specify the following return values for the `getComponentType()` and `getRendererType()` methods, respectively:.

Table 15. Standard HTML RenderKit Tag Library

<code>getComponentType()</code>	<code>getRendererType()</code>	custom action name
<code>jakarta.faces.Column</code>	<code>(null)</code> <sup>18</sup>	<code>column</code>
<code>jakarta.faces.HtmlCommandButton</code>	<code>jakarta.faces.Button</code>	<code>commandButton</code>
<code>jakarta.faces.HtmlCommandLink</code>	<code>jakarta.faces.Link</code>	<code>commandLink</code>
<code>jakarta.faces.HtmlDataTable</code>	<code>jakarta.faces.Table</code>	<code>dataTable</code>
<code>jakarta.faces.HtmlForm</code>	<code>jakarta.faces.Form</code>	<code>form</code>
<code>jakarta.faces.HtmlGraphicImage</code>	<code>jakarta.faces.Image</code>	<code>graphicImage</code>
<code>jakarta.faces.HtmlInputHidden</code>	<code>jakarta.faces.Hidden</code>	<code>inputHidden</code>
<code>jakarta.faces.HtmlInputSecret</code>	<code>jakarta.faces.Secret</code>	<code>inputSecret</code>
<code>jakarta.faces.HtmlInputText</code>	<code>jakarta.faces.Text</code>	<code>inputText</code>
<code>jakarta.faces.HtmlInputTextarea</code>	<code>jakarta.faces.Textarea</code>	<code>inputTextarea</code>
<code>jakarta.faces.HtmlMessage</code>	<code>jakarta.faces.Message</code>	<code>message</code>
<code>jakarta.faces.HtmlMessages</code>	<code>jakarta.faces.Messages</code>	<code>messages</code>
<code>jakarta.faces.HtmlOutputFormat</code>	<code>jakarta.faces.Format</code>	<code>outputFormat</code>
<code>jakarta.faces.HtmlOutputLabel</code>	<code>jakarta.faces.Label</code>	<code>outputLabel</code>
<code>jakarta.faces.HtmlOutputLink</code>	<code>jakarta.faces.Link</code>	<code>outputLink</code>
<code>jakarta.faces.Output</code>	<code>jakarta.faces.Body</code>	<code>body</code>
<code>jakarta.faces.Output</code>	<code>jakarta.faces.Head</code>	<code>head</code>

<b>getComponentType()</b>	<b>getRendererType()</b>	<b>custom action name</b>
jakarta.faces.Output	jakarta.faces.resource.Script	outputScript
jakarta.faces.Output	jakarta.faces.resource.Stylesheet	outputStylesheet
jakarta.faces.HtmlOutputText	jakarta.faces.Text	outputText
jakarta.faces.HtmlPanelGrid	jakarta.faces.Grid	panelGrid
jakarta.faces.HtmlPanelGroup	jakarta.faces.Group	panelGroup
jakarta.faces.HtmlSelectBooleanCheckbox	jakarta.faces.Checkbox	selectBooleanCheckbox
jakarta.faces.HtmlSelectManyCheckbox	jakarta.faces.Checkbox	selectManyCheckbox
jakarta.faces.HtmlSelectManyListbox	jakarta.faces.Listbox	selectManyListbox
jakarta.faces.HtmlSelectManyMenu	jakarta.faces.Menu	selectManyMenu
jakarta.faces.HtmlSelectOneListbox	jakarta.faces.Listbox	selectOneListbox
jakarta.faces.HtmlSelectOneMenu	jakarta.faces.Menu	selectOneMenu
jakarta.faces.HtmlSelectOneRadio	jakarta.faces.Radio	selectOneRadio

Note, to avoid confusion between Jakarta Server Pages and Facelets, any Renderers that are only supported in Facelets are specified in [Standard HTML RenderKit Tag Library](#).

[P1-end] [P1-start html\_basic taglibrary requirements 2]The tag library descriptor for this tag library (and the corresponding tag handler implementation classes) must meet the following requirements:

- The attributes for the tags, both in the TLD and in the associated tag handlers, must conform exactly to the type, name, and description given in the VLDDocs for the html\_basic tag library.
- If the type of the attribute is *jakarta.el.ValueExpression*, the TLD for the attribute must contain a `<deferred-value>` with a nested `<type>` element, inside of which is nested the expected type, as given in the VLDDocs. The JavaBeans setter method in the tag handler for the tag must be of type *jakarta.el.ValueExpression*.
- If the type of the attribute is *jakarta.el.MethodExpression*, the TLD for the attribute must contain a `<deferred-method>` with a nested `<method-signature>`, inside of which is the method signature for that *MethodExpression*, as given in the VLDDocs. The actual name of the method in the signature declaration is immaterial and unspecified. The JavaBeans setter method in the tag handler for the tag must be of type *jakarta.el.MethodExpression*.
- Any attributes listed in the VLDDocs with a *request-time* value of *true* must specify an `<rtexprvalue>` of *true* in the TLD.
- The following action must be taken to handle the value of the *converter* property. If *isLiteralText()* on the *converter* property returns *true*, get the value of the property and treat it as a *converterId* by passing it as the argument to the *createConverter()* method of the *Application* instance for this webapp, then pass the created *Converter* to the *setConverter()* method of the component for this tag. If *isLiteralText()* on the *converter* property returns *false*, call *setValueExpression()* on the component, passing “converter” as the name of the *ValueExpression* and the *ValueExpression*

instance as the value.

- For a non-*null* *action* attribute on custom actions related to *ActionSource2* components (*commandButton*, *commandLink*), the *setProperties()* method of the tag handler implementation class must pass the value of the action attribute, which is a *MethodExpression*, to the component's *setActionExpression()* method.
- For other non-*null* attributes that correspond to *MethodExpression* attributes on the underlying components (*actionListener*, *validator*, *valueChangeListener*), the *setProperties()* method of the tag handler implementation class must store that instance as the value of the corresponding component property.
- For any non-*null* *id*, *scope*, or *var* attribute, the *setProperties()* method of the tag handler implementation class must simply set the value of the corresponding component attribute.
- For all other non-*null* attributes, the *setProperties()* of the tag handler implementation class method must:
  - If the *attribute.isLiteralText()* returns *true*, set the corresponding attribute on the underlying component (after performing any necessary type conversion).
  - Otherwise, call the *setValueExpression()* method on the underlying component, passing the attribute name and the *ValueExpression* instance as parameters.[P1-end]



# Chapter 10. Facelets and its use in Web Applications

Jakarta Faces implementations must support (although Jakarta Faces-based applications need not utilize) using Facelets as the view declaration language for Jakarta Faces pages. Facelets technology was created by JSR-252 EG Member Jacob Hookom.

## 10.1. Non-normative Background

To aid implementors in providing a spec compliant runtime for Facelets, this section provides a non-normative background to motivate the discussion of the Facelets feature. Facelets is a replacement for Jakarta Server Pages that was designed from the outset with Jakarta Faces in mind. New features introduced in pre-Jakarta Faces JSF version 2 (under the JCP) and later are only exposed to page authors using Facelets. Jakarta Server Pages is retained for backwards compatibility.

### 10.1.1. Differences between Jakarta Server Pages and Facelets

Facelets was the first non-Jakarta Server Pages view declaration language designed for Jakarta Faces. As such, Facelets was able to provide a simpler and more powerful programming model to Jakarta Faces developers than that provided by Jakarta Server Pages, largely by leveraging Jakarta Faces as much as possible without carrying backwards compatibility with Jakarta Server Pages. The following table lists some of the differences between Facelets and Jakarta Server Pages

*Table 16. Comparison of Facelets and Jakarta Server Pages*

Feature Name	Jakarta Server Pages	Facelets
Pages are compiled to...	A Servlet that gets executed each time the page renders. The <code>UIComponent</code> hierarchy is built by the presence of custom tags in the page.	An abstract syntax tree that, when executed, builds a <code>UIComponent</code> hierarchy.
Handling of tag attributes	All tag attributes must be declared in a TLD file. Conformance instances of components in a page with the expected attributes can be enforced with a taglibrary validator.	Tag attributes are completely dynamic and automatically map to properties, attributes and <code>ValueExpressions</code> on <code>UIComponent</code> instances
Page templating	Not supported, must go outside of core Jakarta Server Pages	Page templating is a core feature of Facelets
Performance	Due to the common implementation technique of compiling a Jakarta Server Pages page to a Servlet, performance can be slow	Facelets is simpler and faster than Jakarta Server Pages

Feature Name	Jakarta Server Pages	Facelets
Expression Language Expressions	Expressions in template text cause unexpected behavior when used in Jakarta Server Pages	Expressions in template text operate as expected.
JCP Standard	Yes, the specification is separate from the implementation for Jakarta Server Pages	No, the specification is defined by and is one with the implementation.

### 10.1.2. Differences between Pre JSF 2.0 Facelets and Facelets in Jakarta Faces

The work of taking a snapshot of a version of Facelets and producing the specification for Facelets in Pre-Jakarta Faces JSF 2.0 consists of extracting the parts of Facelets that are intended to be “public” and leaving the rest as implementation details. A decision was made early in this process to strive for backwards compatibility between the latest popular version of Facelets and Facelets in pre-Jakarta Faces JSF 2.0. The sole determinant to backwards compatibility lies in the answer to the question, “is there any Java code in the application, or in libraries used by the application, that extends from or depends on any class in package *com.sun.facelets* and/or its sub-packages?”

- If the answer to this question is “yes”, Facelets in pre-Jakarta Faces JSF 2.0 is *not* backwards compatible with Facelets and such an application *must* continue to bundle the Facelets jar file along with the application, continue to set the Facelets configuration parameters, and also set the *jakarta.faces.DISABLE\_FACELET\_JSF\_VIEWHANDLER* <context-param> to *true*. Please see [Application Configuration Parameters](#) for details on this option. Any code that extends or depends on any class in package *com.sun.facelets* and/or its sub-packages must be modified to depend on the appropriate classes in package *jakarta.faces.webapp.vdl* and/or its sub-packages.
- If the answer to this question is “no”, Facelets in pre-Jakarta Faces JSF 2.0 is backwards compatible with pre-JSF 2.0 Facelets and such an application *must not* continue to bundle the Facelets jar file along with the application, and *must not* continue to set the Facelets configuration parameters.

Thankfully, most applications that use Facelets fall into the latter category, or, if they fall in the former, their dependence will easily be migrated to the new public classes.

Facelets in Jakarta Faces provides tag libraries that are compatible with the following libraries already found in pre JSF 2.0 Facelets.

Table 17. Taglibs in pre JSF 2.0 Facelets that are available in Facelets in JSF 2.0

Common prefix	Namespace URI
h	<a href="http://java.sun.com/jsf/html">http://java.sun.com/jsf/html</a>
f	<a href="http://java.sun.com/jsf/core">http://java.sun.com/jsf/core</a>
c	<a href="http://java.sun.com/jsp/jstl/core">http://java.sun.com/jsp/jstl/core</a>
fn	<a href="http://java.sun.com/jsp/jstl/functions">http://java.sun.com/jsp/jstl/functions</a>

Common prefix	Namespace URI
ui	<a href="http://java.sun.com/jsf/facelets">http://java.sun.com/jsf/facelets</a>

Naturally, new features built on Facelets in Jakarta Faces are not available in pre JSF 2.0 Facelets and will only work in Jakarta Faces.

### 10.1.3. Resource Library Contracts Background

Jakarta Faces defines a system called “resource library contracts” for applying facelet templates to an entire application in a re-usable and interchangeable manner. The feature is built on top of the resource library facility described in [Libraries of Localized and Versioned Resources](#). A configurable set of Facelet VDL views in the application will be able to declare themselves to be template-clients of any template in a resource library contract. Facelet VDL views in the application can also make use of resources contained in a resource library contract, but the feature has ample value when only used with templates.

#### 10.1.3.1. Non-normative Example

Consider this resource library contract, called *siteLayout*.

```
siteLayout/
  topNav_template.xhtml
  leftNav_foo.xhtml
  styles.css
  script.js
  background.png
```

This simple example takes advantage of several conventions built into the feature, most notably the default application of all available contracts in the application to all views in the application. It is possible to customize how resource library contracts are applied to the application, including using several different contracts in the same or different parts of the application. Such customizing is accomplished by including a `<resource-library-contracts>` element within the `<application>` element of the *faces-config.xml* (or similar) file. Because this example is designed with the convention in mind, it does not need a *faces-config.xml* file.

The *siteLayout* contract offers two templates: *topNav\_template.xhtml* and *leftNav\_foo.xhtml*. For discussion, these are known as “declared templates”. When used by a template client, they will lay out the template client’s contents with a navigation menu on the top or the left side of the page, respectively. In *siteLayout*, each of the templates has `<ui:insert>` tags named “title”, “content”, and “nav”. For discussion, these are known as “declared insertion points”. Furthermore, each of the templates uses the CSS styles declared in *styles.css*, some scripts defined in *script.js*, and the background image *background.png*. For discussion, these are known as “declared resources”. In order to use a resource library contract, one must know its declared templates, their declared insertion points, and, optionally, their declared resources. No constraint is placed on the naming and

arrangement of declared templates, insertion points, or resources, but all three concepts together can informally be thought of as the declaration of the resource library contract. The contract declaration of *siteLayout* can be stated as follows.

*siteLayout* provides two declared templates, *topNav\_template.xhtml* and *leftNav\_foo.xhtml*. Each templates offers declared insertion points “title”, “content”, and “nav”.

In this case, the css, script, and image are left out of the contract declaration but this distinction is completely arbitrary. The important content of *topNav\_template.xhtml* is shown next.

```
<?xml version='1.0' encoding='UTF-8' ?>
<!DOCTYPE html>
<html xmlns="http://www.w3.org/1999/xhtml"
      xmlns:ui="http://java.sun.com/jsf/facelets"
      xmlns:h="http://java.sun.com/jsf/html">
  <h:head>
    <h:outputStylesheet id="default" name="default.css" />
    <h:outputStylesheet name="cssLayout.css" />
    <title><ui:insert name="title"></ui:insert></title>
  </h:head>
  <h:body>
    <div id="top" class="top">
      <p>Top Navigation Menu</p>
      <ui:insert name="nav">Nav content</ui:insert>
    </div>
    <div id="content" class="center_content">
      <ui:insert name="content">Content</ui:insert>
    </div>
  </h:body>
</html>
```

This example packages the entire *siteLayout* directory and its contents into the *META-INF/contracts* entry of a JAR file named *siteLayout.jar*. The simplest possible way to use *siteLayout* is to drop *siteLayout.jar* into *WEB-INF/lib* and apply the knowledge of the resource library contract declaration to the facelet views in the app.

Consider this simple web app, called *useContract*, the file layout for which is shown next. The example is shown using a simplified maven war packaging.

```
useContract/
  pom.xml
  src/main/webapp/
    /WEB-INF/lib/siteLayout.jar
    index.xhtml
    page2.xhtml
```

Notice the absence of a *faces-config.xml* file. Because this example is content to let all the contracts in *siteLayout.jar* be applied to all views in the app, this file is not necessary. The two pages are shown next.

*index.xhtml*.

```
<!DOCTYPE HTML>
<html xmlns="http://www.w3.org/1999/xhtml"
      xmlns:ui="http://java.sun.com/jsf/facelets"
      xmlns:h="http://java.sun.com/jsf/html">
  <body>
    <ui:composition template="/topNav_template.xhtml">
      <ui:define name="title">#{msgs.contactsWindowTitle}</ui:define>
      <ui:define name="content">
        <h:commandButton value="next" action="page2" />
      </ui:define>
      <ui:define name="nav">#{msgs.contactsNavMessage}</ui:define>
    </ui:composition>
  </body>
</html>
```

*page2.xhtml*

```
<!DOCTYPE HTML>
<html xmlns="http://www.w3.org/1999/xhtml"
      xmlns:ui="http://java.sun.com/jsf/facelets"
      xmlns:h="http://java.sun.com/jsf/html">
  <body>
    <ui:composition template="/leftNav_foo.xhtml">
      <ui:define name="title">Hard coded title</ui:define>
      <ui:define name="content">
        <h:commandButton value="back" action="index" />
      </ui:define>
      <ui:define name="nav">Hard coded nav</ui:define>
    </ui:composition>
  </body>
</html>
```

To complete the example, the execution of the *useContract* app is illustrated.

When *useContract.war* is deployed, the runtime will discover that *siteLayout.jar* is a resource library contract and make its contents available for template clients.

When the user agent visits <http://localhost:8080/useContract/faces/index.xhtml>, because the *siteLayout* resource library contract provides */topNav\_template.xhtml*, that file will be loaded as the template. Likewise, when the *next* button is pressed, */leftNav\_foo.xhtml*, also from *siteLayout*, will be loaded as

the template.

Now, consider there is an alternate implementation of the *siteLayout* contract, packaged as *newSiteLayout.jar*. This implementation doesn't change the contract declaration, but completely changes the arrangement and style of the views. As long as the contract declaration does not change, *useContract* can take advantage of *newSiteLayout* simply by replacing one JAR in *WEB-INF/lib*.

### 10.1.3.2. Non-normative Feature Overview

The normative requirements of the feature are stated in the context of the part of the specification impacted. This section gives the reader a non-normative overview of the feature that touches on all the parts of the specification that intersect with this feature.

#### *Design Time*

At design time, the developer has packaged any resource library contracts to be used in the application in the right place in the web application, or JAR file classpath. *This behavior is normatively specified in [Resource Library Contracts](#).*

#### *Startup Time*

At startup time, the runtime will discover the set of resource library contracts available for this application. If there is one or more `<resource-library-contracts>` element, only those contracts explicitly named will be made available for use in the application. If there is no such element, all of the discovered contracts are made available for use in the application. *This behavior is normatively specified in [Resource Library Contracts](#) and in the XML schema for the application configuration resources.*

#### *Facelet Processing Time*

The specification for `ViewDeclarationLanguage.createView()` requires a call to `ViewDeclarationLanguage.calculateResourceLibraryContracts()`, passing the current `viewId`. This method will examine the data structure assembled at startup and return a `List<String>` representing the resource library contracts eligible for use in this view. This value is set as the value of the `resourceLibraryContracts` property on the `FacesContext`. *This behavior is normatively specified in [ViewDeclarationLanguage.createView\(\)](#).*

The specification of the tag handler for `<f:view>` is the one other place where the `resourceLibraryContracts` property may be set. *This behavior is normatively specified in the tag handler for `<f:view>`.*

In any `<ui:composition>` or `<ui:decorate>` tag reached from that view, it is valid to use any of the templates in any of the listed contracts as the value of the `template` attribute. This behavior happens naturally as a side effect of the requirements of `ResourceHandler.createViewResource()`, where the implementation of that method is required to first consult the `resourceLibraryContracts` property of the current `FacesContext`. If the value of the property is non-*null* and non empty, the implementation must first look for the named view resource within each of the contracts in the list, and return the first matching one found. Otherwise, the implementation just returns the matching resource, if found. *This behavior is normatively specified in the javadoc for `ResourceHandler.createViewResource()`.*

### *View Rendering Time*

When the view is being rendered, any resources that reside in a resource library contract will have additional metadata so that a subsequent request from the user agent is able to quickly find the resource inside the named contract. *This behavior is normatively specified in the javadoc for `Resource.getRequestPath()`.*

### *User-Agent Rendering Time*

By the point in time that the User-Agent is rendering the view, all of the work related to resource library contracts will have been completed, but it is worth mentioning that any resources in the page that originate from within resource library contracts will be correctly fetched.

## **10.1.4. HTML5 Friendly Markup**

Without the HTML5 Friendly Markup feature the view authoring model relies entirely on the concept of a Jakarta Faces UI component in a view as a means to encapsulate arbitrarily complex web user interface code behind a simple UI component tag in a page. For example, the act of including `<my:datePicker value="#{user.dob}" />` in a view could cause a large amount of HTML, CSS, JavaScript, and images to be delivered to the user agent. This abstraction is very appropriate when the view author is content to delegate the work of designing the user experience for such components to a component author. As web designer skills have become more widespread, the need has arisen to expose the hitherto hidden complexity so the view author has near total control on the user experience of each individual element in the view. The HTML5 Friendly Markup feature addresses this requirement, as well as providing access to the loosened attribute syntax also present in HTML5.

This feature is only available to views written in Facelets. It is not available to views written in Jakarta Server Pages.

### **10.1.4.1. Non-normative Feature Overview**

The normative requirements of the feature are stated in the context of the part of the specification impacted. This section gives the reader a non-normative overview of the feature that touches on all the parts of the specification that intersect with this feature. There are two main aspects to the feature, pass through attributes and pass through elements.

#### *Pass Through Attributes*

For any given Jakarta Faces component tag in a view, the set of available attributes that component supports is determined by a combination of the *UIComponent* and *Renderer* for that tag. In some cases the value of the attribute is interpreted by the *UIComponent* or *Renderer* (for example, the *columns* attribute of *h:panelGrid*) and in others the value is passed straight through to the user agent (for example, the *lang* attribute of *h:inputText*). In both cases, the *UIComponent/Renderer* has a priori knowledge of the set of allowable attributes. *Pass Through Attributes* allows the view author to list arbitrary name value pairs that are passed straight through to the user agent without interpretation by the *UIComponent/Renderer*. *This behavior is normatively specified in the “Rendering Pass Through Attributes” section of the overview of the standard HTML\_BASIC render kit.*

The view author may specify pass through attributes in three ways.

- Nesting the `<f:passThroughAttribute>` tag within a `UIComponent` tag. For example,

```
<h:inputText value="#{user.name}">
  <f:passThroughAttribute name="data-sermon" value="#{pastor.message}" />
</h:inputText>
```

- Nesting the `<f:passThroughAttributes>` tag within a `UIComponent` tag. For example,

```
<h:inputText value="#{user.name}">
  <f:passThroughAttributes value="#{service.nameValuePairs}" />
</h:inputText>
```

The Jakarta Expression Language expression must point to a `Map<String, Object>`. If the value is a `ValueExpression` call `getValue()` the value first. Whether the value is a `ValueExpression` or not, the value must have its `toString()` called on it.

- Prefixing the attribute with the shortname assigned to the <http://java.sun.com/jsf/passthrough> XML namespace. For example

```
<html xmlns:p="http://java.sun.com/jsf/passthrough"
  xmlns:h="http://java.sun.com/jsf/html">
  <h:inputText p:foo="{bar.baz}" value="#{user.name}" />
</html>
```

*This behavior is normatively specified in the VDLdoc for `<f:passthroughAttribute>`, `<f:passThroughAttributes>` tags in the “Faces Core” tag library, and the “Pass Through Attributes” tag library.*

### Pass Through Elements

This feature circumvents the traditional component abstraction model of Jakarta Faces, allowing the page author nearly complete control of the rendered markup, without sacrificing any of the server side lifecycle offered by Jakarta Faces. This is accomplished by means of enhancements to the `Facelet TagDecorator` API. This API describes a mapping from the common markup elements to target tags in the `HTML_BASIC` `RenderKit` such that the actual markup specified by the view author is what gets rendered, but the server side component is an actual component from the `HTML_BASIC` `RenderKit`. A special `Renderer` is provided to cover cases when none of the mappings specified in `TagDecorator` fit the incoming markup. To allow further flexibility, the existing `Facelets TagDecorator` mechanism allows complete control of the mapping process. *This behavior is normatively specified in the javadocs for class `jakarta.faces.view.facelets.TagDecorator` and in the section “Rendering Pass Through Attributes” in the “General Notes On Encoding” in the Standard `HTML_BASIC` `RenderKit`.*



An example will illustrate the mapping process.

```
<!DOCTYPE HTML>
<html xmlns="http://www.w3.org/1999/xhtml"
      xmlns:jsf="http://java.sun.com/jsf">
  <body>
    <input type="number" pattern="[0-9]*" jsf:value="#{my.age}" />
  </body>
</html>
```

As required in [Specification of the ViewDeclarationLanguage Implementation for Facelets for Jakarta Faces](#) *TagDecorator* is called during the facelet processing. Because the `<input>` element has an attribute from the `http://java.sun.com/jsf` namespace, the system treats the element as a pass through element. The table listed in the javadocs for *TagDecorator* is consulted and it is determined that this component should act as an `<h:inputText>` component for the purposes of postback processing. However, the rendering is entirely taken from the markup in the facelet view. Another example illustrates the special *Renderer* that is used when no mapping can be found in the table in the javadocs for *TagDecorator*.

```
<!DOCTYPE HTML>
<html xmlns="http://www.w3.org/1999/xhtml"
      xmlns:jsf="http://java.sun.com/jsf">
  <body>
    <meter jsf:id="meter2" min="#{bean.min}" max="#{bean.max}" value="350">
      350 degrees
    </meter>
  </body>
</html>
```

As in the preceding example, the *TagDecorator* mechanism is activated but it is determined that this component should act as a `<jsf:element>` component for the purposes of postback processing. *The behavior of the <jsf:element> is normatively specified in the VDLdoc for that tag. The behavior of the jakarta.faces.passthrough.Element renderer is normatively specified in the RenderKitDoc for that renderer.*

## 10.2. Java Programming Language Specification for Facelets in Jakarta Faces

The subsections within this section specify the Java API requirements of a Facelets implementation. Adherence to this section and the next section, which specifies the XHTML specification for Facelets in Jakarta Faces, will ensure applications and Jakarta Faces component libraries that make use of Facelets are portable across different implementations of Jakarta Faces.

The original Facelet project did not separate the API and the implementation into separate jars, as is common practice with specifications. Thus, a significant task for integrating Facelets into Jakarta Faces was deciding which classes to include in the public Java API, and which to keep as an implementation detail.

There were two guiding principles that influenced the task of integrating Facelets into Jakarta Faces.

- The original decision in pre-Jakarta Faces JSF 1.0 (under the JCP) to allow the `ViewHandler` to be pluggable enabled the concept of a View Declaration Language for JSF. The two most popular ones were Facelets and JSFTemplating. The new integration should preserve this pluggability, since it is still valuable to be able to replace the View Declaration Language.
- After polling users of Facelets, the JCP expert group decided that most of them were only using the markup based API and were not extending from the Java classes provided by the Facelet project. Therefore, we decided to keep the Java API for Facelets in Jakarta Faces as small as possible, only exposing classes where absolutely necessary.

The application of these principles produced the classes in the package `jakarta.faces.view.facelets`. Please consult the Javadocs for that package, and the classes within it, for additional normative specification.

### 10.2.1. Specification of the `ViewDeclarationLanguage` Implementation for Facelets for Jakarta Faces

As normatively specified in the javadocs for `ViewDeclarationLanguageFactory.getViewDeclarationLanguage()`, a Jakarta Faces implementation must guarantee that a valid and functional `ViewDeclarationLanguage` instance is returned from this method when the argument is a reference to either a Jakarta Server Pages view, a Faces XML View or a Facelets View. This section describes the specification for the Facelets implementation.

```
public void buildView(FacesContext context, UIViewRoot root)
    throws IOException
```

The argument `root` will have been created with a call to either `createView()` or `ViewMetadata.createMetadataView()`. If the root already has non-metadata children, the view must still be re-built, but care must be taken to ensure that the existing components are correctly paired up with their VDL counterparts in the VDL page. The implementation must examine the `viewId` of the argument root, which must resolve to an entity written in Facelets for Jakarta Faces markup language. Because Facelets views are written in XHTML, an XML parser is well suited to the task of processing such an entity. Each element in the XHTML view falls into one of the following categories, each of which corresponds to an instance of a Java object that implements `jakarta.faces.view.facelets.FaceletHandler`, or a subinterface or subclass thereof, and an instance of `jakarta.faces.view.facelets.TagConfig`, or a subinterface or subclass thereof, which is passed to the constructor of the object implementing `FaceletHandler`.

When constructing the *TagConfig* implementation to be passed to the *FaceletHandler* implementation, the runtime must ensure that the instance returned from *TagConfig.getTag()* has been passed through the tag decoration process as described in the javadocs for *jakarta.faces.view.facelets.TagDecorator* prior to the *TagConfig* being passed to the *FaceletHandler* implementation.

The mapping between the categories of elements in the XHTML view and the appropriate sub-interface or subclass of *FaceletHandler* is specified below. Each *FaceletHandler* instance must be traversed and its *apply()* method called in the same depth-first order as in the other lifecycle phase methods in Jakarta Faces. Each *FaceletHandler* instance must use the *getNextHandler()* method of the *TagConfig* instance passed to its constructor to perform the traversal starting from the root *FaceletHandler*.

- Standard XHTML markup elements
  - These are declared in the XHTML namespace <http://www.w3.org/1999/xhtml>. Such elements should be passed through as is to the rendered output.
  - These elements correspond to instances of *jakarta.faces.view.facelets.TextHandler*. See the javadocs for that class for the normative specification.
- Markup elements that represent *UIComponent* instance in the view.
  - These elements can come from the Standard HTML Renderkit namespace <http://java.sun.com/jsf/html>, or from the namespace of a custom tag library (including composite components) as described in [Facelet Tag Library mechanism](#).
  - These elements correspond to instances of *jakarta.faces.view.facelets.ComponentHandler*. See the javadocs for that class for the normative specification.
- Markup elements that take action on their parent or children markup element(s). Usually these come from the Jakarta Faces Core namespace <http://java.sun.com/jsf/core>, but they can also be provided by a custom tag library.
  - Such elements that represent an attached object must correspond to an appropriate subclass of *jakarta.faces.view.facelets.FaceletsAttachedObjectHandler*. The supported subclasses are specified in the javadocs.
  - Such elements that represent a facet component must correspond to an instance of *jakarta.faces.component.FacetHandler*.
  - Such elements that represent an attribute that must be pushed into the parent *UIComponent* element must correspond to an instance of *jakarta.faces.view.facelets.AttributeHandler*.
- Markup Elements that indicate facelet templating, as specified in the VDL Docs for the namespace <http://java.sun.com/jsf/facelets>.
  - Such elements correspond to an instance of *jakarta.faces.view.facelets.TagHandler*.
- Markup elements from the Facelet version of the JSTL namespaces <http://java.sun.com/jsp/jstl/core> or <http://java.sun.com/jsp/jstl/functions>, as specified in the VDL Docs for those namespaces.
  - Such elements correspond to an instance of *jakarta.faces.view.facelets.TagHandler*.

## 10.3. XHTML Specification for Facelets for Jakarta Faces

### 10.3.1. General Requirements

[P1-start\_facelet\_xhtml]Facelet pages are authored in XHTML. The runtime must support all XHTML pages that conform to the XHTML-1.0-Transitional DTD, as described at [http://www.w3.org/TR/xhtml1/#a\\_dtd\\_XHTML-1.0-Transitional](http://www.w3.org/TR/xhtml1/#a_dtd_XHTML-1.0-Transitional).

The runtime must ensure that Jakarta Expression Language expressions that appear in the page without being the right-hand-side of a tag attribute are treated as if they appeared on the right-hand-side of the *value* attribute of an `<h:outputText />` element in the <http://java.sun.com/jsf/html> namespace. This behavior must happen regardless of whether or not the <http://java.sun.com/jsf/html> namespace has been declared in the page.

#### 10.3.1.1. DOCTYPE and XML Declaration

When processing Facelet VDL files, the system must ensure that at most one XML declaration and at most one DOCTYPE declaration appear in the rendered markup, if and only if there is corresponding markup in the Facelet VDL files for those elements. If multiple occurrences of XML declaration and DOCTYPE declaration are encountered when processing Facelet VDL files, the “outer-most” occurrence is the one that must be rendered. If an XML declaration is present, it must be the very first markup rendered, and it must precede any DOCTYPE declaration (if present). The output of the XML and DOCTYPE declarations are subject to the configuration options listed in the table titled “Valid `<process-as>` values and their implications on the processing of Facelet VDL files” in [The facelets-processing element](#).

[P1-end\_facelet\_xhtml]

### 10.3.2. Facelet Tag Library mechanism

Facelets leverages the XML namespace mechanism to support the concept of a “tag library” analogous to the same concept in Jakarta Server Pages. However, in Facelets, the role of the tag handler java class is greatly reduced and in most cases is unnecessary. The tag library mechanism has two purposes.

- Allow page authors to access tags declared in the supplied tag libraries declared in [Standard Facelet Tag Libraries](#), as well as accessing third-party tag libraries developed by the application author, or any other third party
- Define a framework for component authors to group a collection of custom *UIComponent* s into a tag library and expose them to page authors for use in their pages.

[P1\_start\_facelet\_taglib\_decl]The runtime must support the following syntax for making the tags in a tag library available for use in a Facelet page.

```
<html xmlns="http://www.w3.org/1999/xhtml"
      xmlns:prefix="namespace_uri">
```

Where *prefix* is a page author chosen arbitrary string used in the markup inside the `<html>` tag to refer to the tags declared within the tag library and *namespace\_uri* is the string declared in the `<namespace>` element of the facelet tag library descriptor. For example, declaring `xmlns:h="http://java.sun.com/jsf/html"` within the `<html>` element in a Facelet XHTML page would cause the runtime to make all tags declared in [Standard HTML RenderKit Tag Library](#) to be available for use in the page using syntax like: `<h:inputText />`.

The unprefix namespace, also known as the root namespace, must be passed through without modification or check for validity. The passing through of the root namespace must occur on any non-prefixed element in a facelet page. For example, the following markup declaration:

```
<html xmlns="http://www.w3.org/1999/xhtml"
      xmlns:h="http://java.sun.com/jsf/html">
  <math xmlns="http://www.w3.org/1998/Math/MathML">
    <msup>
      <msqrt>
        <mrow>
          <mi>a</mi>
          <mo>+</mo>

          <mi>b</mi>
        </mrow>
      </msqrt>
    <mn>27</mn>
  </msup>
</math>
```

would be rendered as

```

<html xmlns="http://www.w3.org/1999/xhtml">
  <math xmlns="http://www.w3.org/1998/Math/MathML">
    <msup>
      <msqrt>
        <mrow>
          <mi>a</mi>
          <mo>+</mo>

          <mi>b</mi>
        </mrow>
      </msqrt>
    <mn>27</mn>
  </msup>
</math>

```

[P1\_end\_facelet\_taglib\_decl]

[P1\_start\_facelet\_taglib\_discovery]The run time must support two modes of discovery for Facelet tag library descriptors

- Via declaration in the web.xml, as specified in [Application Configuration Parameters](#)
- Via auto discovery by placing the tag library descriptor file within a jar on the web application classpath, naming the file so that it ends with “.taglib.xml”, without the quotes, and placing the file in the *META-INF* directory in the jar file.

The discovery of tag library files must happen at application startup time and complete before the application is placed in service. Failure to parse, process and otherwise interpret any of the tag library files discovered must cause the application to fail to deploy and must cause an informative error message to be logged.[P1\_end\_facelet\_taglib\_discovery]

The specification for how to interpret a facelet tag library descriptor is included in the documentation elements of the schema for such files, see [XML Schema Definition For Facelet Taglib](#).

### 10.3.3. Requirements specific to composite components

The text in this section makes use of the terms defined in [Composite Component Terms](#). When such a term appears in this section, it will be in *emphasis font face*.

#### 10.3.3.1. Declaring a composite component library for use in a Facelet page

[P1\_start\_composite\_library\_decl]The runtime must support the following two ways of declaring a *composite component library*.

- If a facelet taglibrary is declared in an XHTML page with a namespace starting with the string “<http://java.sun.com/jsf/composite/>” (without the quotes), the remainder of the namespace

declaration is taken as the name of a resource library as described in [Libraries of Localized and Versioned Resources](#), as shown in the following example:

```
<html xmlns="http://www.w3.org/1999/xhtml"
      xmlns:ez="http://java.sun.com/jsf/composite/ezcomp">
```

The runtime must look for a resource library named *ezcomp*. If the substring following “<http://java.sun.com/jsf/composite/>” contains a “/” character, or any characters not legal for a library name the following action must be taken. If *application.getProjectStage()* is *Development* an informative error message must be placed in the page and also logged. Otherwise the message must be logged only.

- As specified in facelet taglibrary schema, the runtime must also support the `<composite-library-name>` element. The runtime must interpret the contents of this element as the name of a resource library as described in [Libraries of Localized and Versioned Resources](#). If a facelet tag library descriptor file is encountered that contains this element, the runtime must examine the `<namespace>` element in that same tag library descriptor and make it available for use in an XML namespace declaration in facelet pages.[P1\_end\_composite\_library\_decl]

### 10.3.3.2. Creating an instance of a top level component

[P1\_start\_top\_level\_component\_creation]If, during the process of building the view, the facelet runtime encounters an element in the page using the prefix for the namespace of a composite component library, the runtime must create a *Resource* instance with a library property equal to the library name derived in [Declaring a composite component library](#) for use in a Facelet page]and call the variant of *application.createComponent()* that takes a *Resource*.

After causing the *top level component* to be instantiated, the runtime must create a *UIComponent* with component-family of *jakarta.faces.Panel* and renderer-type *jakarta.faces.Group* to be installed as a facet of the *top level component* under the facet name *UIComponent.COMPOSITE\_FACET\_NAME*. [P1\_end\_top\_level\_component\_creation]

### 10.3.3.3. Populating a top level component instance with children

[P1\_start\_top\_level\_component\_population]As specified in [How does one make a composite component?](#) the runtime must support the use of *composite:* tag library in the *defining page* pointed to by the *Resource* derived as specified in [Creating an instance of a top level component](#). [P1\_start\_top\_level\_component\_population]The runtime must ensure that all *UIComponent* children in the *composite component definition* within the *defining page* are placed as children of the *UIComponent.COMPOSITE\_FACET\_NAME* facet of the *top level facet*. [P1\_end\_top\_level\_component\_population]

Please see the tag library documentation for the `<composite:insertChildren>` and `<composite:insertFacet>` tags for details on these two tags that are relevant to populating a *top level component* instance with children.

Special handling is required for attributes declared on the *composite component tag* instance in the *using page*. [P1\_start\_composite\_component\_tag\_attributes]The runtime must ensure that all such attributes are copied to the attributes map of the *top level component* instance in the following manner.

- Obtain a reference to the *ExpressionFactory*, for discussion called *expressionFactory*.
- Let the value of the attribute in the *using page* be *value*.
- If *value* is “id” or “binding” without the quotes, skip to the next attribute.
- If the value of the attribute starts with “#{“ (without the quotes) call *expressionFactory.createValueExpression(elContext, value, Object.class)*
- If the value of the attribute does not start with “#{“, call *expressionFactory.createValueExpression(value, Object.class)*
- If there already is a key in the *map* for *value*, inspect the type of the value at that key. If the type is *MethodExpression* take no action.[P1\_end\_composite\_component\_tag\_attributes]

For code that handles tag attributes on *UIComponent* XHTML elements special action must be taken regarding composite components. [P1\_start\_composite\_component\_method\_expression]If the type of the attribute is a *MethodExpression*, the code that takes the value of the attribute and creates an actual *MethodExpression* instance around it must take the following special action. Inspect the value of the attribute. If the Jakarta Expression Language expression string starts with the *cc* implicit object, is followed by the special string “*attrs*” (without the quotes), as specified in [Composite Component Attributes ELResolver](#), and is followed by a single remaining expression segment, let the value of that remaining expression segment be *attrName*. In this case, the runtime must guarantee that the actual *MethodExpression* instance that is created for the tag attribute have the following behavior in its *invoke()* method.

- Obtain a reference to the current composite component by calling *UIComponent.getCurrentCompositeComponent()*.
- Look in the attribute of the component for a key under the value *attrName*.
- There must be a value and it must be of type *MethodExpression*. If either of these conditions are *false* allow the ensuing exception to be thrown.
- Call *invoke()* on the discovered *MethodExpression*, passing the arguments passed to our *invoke()* method.[P1\_end\_composite\_component\_method\_expression]

[P1\_start\_composite\_component\_retargeting]Once the composite component has been populated with children, the runtime must ensure that *ViewHandler.retargetAttachedObjects()* and then *ViewHandler.retargetMethodExpressions()* is called, passing the *top level component*. [P1\_end\_composite\_component\_retargeting] The actions taken in these methods set the stage for the tag attribute behavior and the special *MethodExpression* handling behavior described previously.

[P1\_start\_nested\_composite\_components]The runtime must support the inclusion of composite components within the *composite component definition*. [P1\_end\_nested\_composite\_components].



## 10.4. Standard Facelet Tag Libraries

This section specifies the tag libraries that must be provided by an implementation.

### 10.4.1. Jakarta Faces Core Tag Library

This tag library must be equivalent to the one specified in [Jakarta Faces Core Tag Library](#).

For all of the tags that correspond to attached objects, the Facelets implementation supports an additional attribute, *for*, which is intended for use when the attached object tag exists within a composite component. If present, this attribute refers to the value of one of the exposed attached objects within the composite component inside of which this tag is nested.

The following additional tags apply to the Facelet Core Tag Library only.

#### 10.4.1.1. <f:ajax>

This tag serves two roles depending on its placement. If this tag is nested within a single component, it will associate an Ajax action with that component. If this tag is placed around a group of components it will associate an Ajax action with all components that support the “events” attribute. In there is an outer

##### Syntax

```
<f:ajax [event="Literal"]
    [execute="Literal | Value Expression"] [render="Literal | Value Expression"]
    [onevent="Literal | Value Expression"] [onerror="Literal | Value Expression"]
    [listener="Method Expression"]
    [disabled="Literal | Value Expression"] [immediate="Literal | ValueExpression"]/>
```

##### Body Content

empty.

##### Attributes

The following optional attributes are available:

Name	Expr	Type	Description
event	String	String	A String identifying the type of event the Ajax action will apply to. If specified, it must be one of the events supported by the component the Ajax behavior is being applied to. If not specified, the default event is determined for the component. The default event is “action” for ActionSource components and “valueChange” for EditableValueHolder components.

Name	Expr	Type	Description
execute	VE	Collection<String >	If a literal is specified, it must be a space delimited String of component identifiers and/or one of the keywords outlined in <a href="#">Keywords</a> . If not specified, then @this is the default. If a ValueExpression is specified, it must refer to a property that returns a Collection of Strings. Each String in the Collection must not contain spaces.
render	VE	Collection<String >	If a literal is specified, it must be a space delimited String of component identifiers and/or one of the keywords outlined in <a href="#">Keywords</a> . If not specified, then @none is the default . If a ValueExpression is specified, it must refer to a property that returns a Collection of Strings. Each String in the Collection must not contain spaces.
onevent	VE	String	The name of a JavaScript function that will handle events
onerror	VE	String	The name of a JavaScript function that will handle errors.
disabled	VE	boolean	“false” indicates the Ajax behavior script should be rendered; “true” indicates the Ajax behavior script should not be rendered. “false” is the default.
listener	ME	MethodExpressio n	The listener method to execute when Ajax requests are processed on he server.
immediate	VE	boolean	If “true” behavior events generated from this behavior are broadcast during Apply Request Values phase. Otherwise, the events will be broadcast during Invoke Applications phase.

### Specifying “execute”/”render” Identifiers

The String value for identifiers specified for execute and render may be specified as a search expression as outlined in the JavaDocs for `UIComponent.findComponent`. [P1\_start\_execrenderIds]The implementation must resolve these identifiers as specified for `UIComponent.findComponent`. [P1\_end]

### Constraints

This tag may be nested within any of the standard HTML components. It may also be nested within any custom component that implements the `ClientBehaviorHolder` interface. Refer to [Component Behavior Model](#) for more information about this interface. [P1\_start\_ajaxtag\_events]A `TagAttributeException` must be thrown if an “event” attribute value is specified that does not match the events supported by the component type. [P1\_end\_ajaxtag\_events] For example:

```
<h:commandButton .>
  <f:ajax event="valueChange"/>
</h:commandButton id="button1" ...>
```

An attempt is made to apply a “valueChange” Ajax event to an “action” component. This is invalid and the Ajax behavior will not be applied. [P1\_start\_bevent]The event attribute that is specified, must be one of the events returned from the ClientBehaviorHolder component implementation of ClientBehaviorHolder.getEventNames. If an event is not specified the value returned from the component implementation of ClientBehaviorHolder.getDefaultEventName must be used. If the event is still not determined, a TagAttributeException must be thrown.[P1\_end]

This tag may also serve to “ajaxify” regions of a page by nesting a group of components within it:

```
<f:ajax>
  <h:panelGrid>
    <h:inputText id="text1"/>
    <h:commandButton id="button1"/>
  </h:panelGrid>
</f:ajax>
```

From this example, “text1” and “button1” will have ajax behavior applied to them. The default events for these components would cause Ajax requests to fire. For “text1” a “valueChange” event would apply and for “button1” an “action” event would apply. <h:panelGrid> has no default event so in this case a behavior would not be applied.

```
<f:ajax event="click">
  <h:panelGrid id="grid1">
    <h:inputText id="text1"/>
    <h:commandButton id="button1">
      <f:ajax event="mouseover"/>
    </h:commandButton>
  </h:panelGrid>
</f:ajax>
```

From this example, “grid1” and “text1” would have ajax behavior applied for an “onclick” event. “button1” would have ajax behavior applied for both “mouseover” and “onclick” events. The “onclick” event is a supported event type for PanelGrid components.

```
<f:ajax>
  <h:commandButton id="button1">
    <f:ajax/>
  </h:commandButton>
</f:ajax>
```

For this example, the inner <f:ajax/> would apply to “button1”. The outer (wrapping) <f:ajax> would not be applied, since it is the same type of submitting behavior (AjaxBehavior) and the same event type (action).

```
<f:ajax event="click">
  <h:inputText id="text1">
    <f:ajax event="click"/>
  </h:inputText>
</f:ajax>
```

For this example, since the event types are the same, the inner `<f:ajax>` event overrides the outer one.

```
<f:ajax event="action">
  <h:commandButton id="button1">
    <b:greet event="action"/>
  </h:commandButton>
</f:ajax>
```

Here, there is a custom behavior “greet” attached to “button1”. the outer `<f:ajax>` Ajax behavior will also get applied to “button1”. But it will be applied **after** the “greet” behavior.

#### *Description*

Enable one or more components in the view to perform Ajax operations. This tag handler must create an instance of `jakarta.faces.component.behavior.AjaxBehavior` instance using the tag attribute values. If this tag is nested within a single `ClientBehaviorHolder` component:

- If the event attribute is not specified, determine the event by calling the component’s `getDefaultEventName` method. If that returns null, throw an exception.
- If the event attribute is specified, ensure that it is a valid event - that is one of the events contained in the Collection returned from `getEventNames` method. If it does not exist in this Collection, throw an exception.
- Add the `AjaxBehavior` to the component by calling the `addBehavior` method, passing the event and `AjaxBehavior` instance.

If this tag is wrapped around component children add the `AjaxBehavior` instance to the data structure holding the behaviors for that component. As subsequent child components that implement the `BehaviorHolder` interface are evaluated, this `AjaxBehavior` instance must be added as a `Behavior` to the component. Please refer to the Javadocs for the core tag handler `AjaxHandler` for additional requirements.

#### *Examples*

Apply Ajax to “button1” and “text1”:

```
<f:ajax>
  <h:form>
    <h:commandButton id="button1" ...>
    <h:inputText id="text1" ..>
  </h:form>
</f:ajax>
```

Apply Ajax to “text1”:

```
<f:ajax event="valueChange">
  <h:form>
    <h:commandButton id="button1" ...>
    <h:inputText id="text1" ..>
  </h:form>
</f:ajax>
```

Apply Ajax to “button1”:

```
<f:ajax event="action">
  <h:form>
    <h:commandButton id="button1" ...>
    <h:inputText id="text1" ..>
  </h:form>
</f:ajax>
```

Override default Ajax action. “button1” is associated with the Ajax “execute=’cancel’” action:

```
<f:ajax event="action" execute="reset">
  <h:form>
    <h:commandButton id="button1" ...>
      <f:ajax execute="cancel"/>
    </h:commandButton>
    <h:inputText id="text1" ..>
  </h:form>
</f:ajax>
```

#### 10.4.1.2. <f:event>

Allow Jakarta Faces page authors to install *ComponentSystemEventListener* instances on a component in a page. Because this tag is closely tied to the event system, please see section [Declarative Listener Registration](#) for the normative specification.

**10.4.1.3. <f:metadata>**

Register a facet on the parent component, which must be the *UIViewRoot*. This must be a child of the `<f:view>`. This tag must reside within the top level XHTML file for the given `viewId`, not in a template. The implementation must ensure that the direct child of the facet is a *UIPanel*, even if there is only one child of the facet. The implementation must set the id of the *UIPanel* to be the value of the `UIViewRoot.METADATA_FACET_NAME` symbolic constant.

**10.4.1.4. <f:validateBean>**

Register a *BeanValidator* instance on the parent *EditableValueHolder* *UIComponent* or the *EditableValueHolder* *UIComponent* whose client id matches the value of the "for" attribute when used within a composite component. If neither criteria is satisfied, save the validation groups in an attribute on the parent *UIComponent* to be used as defaults inherited by any *BeanValidator* in that branch of the component tree. Don't save the validation groups string if it is null or empty string. If the `validationGroups` attribute is not defined on this tag when used in an *EditableValueHolder*, or the value of the attribute is empty string, attempt to inherit the validation groups from the nearest parent component on which a set of validation groups is stored. If no validation groups are inherited, assume the Default validation group, `jakarta.validation.groups.Default`. If the *BeanValidator* is one of the default validators, then this tag simply specializes the validator by providing the list of validation groups to be used. There are two usage patterns for this tag, both shown below. The tags surrounding and nested within the `<f:validateBean>` tag, as well as the attributes of the tag itself, are show for illustrative purposes only.

*Syntax*

```
<h:inputText value="#{model.property}">
  <f:validateBean validationGroups=
    "jakarta.validation.groups.Default,app.validation.groups.Order"/>
</h:inputText>
```

or

```
<h:form>
  <f:validateBean>
    <h:inputText value="#{model.property}" />
    <h:selectOneRadio value="#{model.radioProperty}" >
      ...
    </h:selectOneRadio>
    <!-- other input components here -->
  </f:validateBean>
</h:form>
```

*Body Content*

Empty in the case when the *Bean Validator* is to be registered on a parent component.

Filled with input components when the Bean Validator is to be set on all of the enclosing input components.

Table 18. Attributes

Name	Exp	Type	Description
binding	VE	ValueExpression	A ValueExpression that evaluates to an object that implements <code>jakarta.faces.validate.BeanValidator</code>
disabled	VE	Boolean	A flag which indicates whether this validator, or a default validator with the id "jakarta.faces.Bean", should be permitted to be added to this component
validationGroups	VE	String	A comma-delimited of type-safe validation groups that are passed to the Bean Validation API when validating the value

### Constraints

Must be nested in an `EditableValueHolder` or nested in a composite component and have a `for` attribute. Otherwise, it simply defines enables or disables the validator as a default for the branch of the component tree under the parent component and/or sets the validation group defaults for the branch. No exception is thrown if one of the first two conditions are not met, unlike other standard validators.

### Description

- Must use or extend the `jakarta.faces.view.facelets.ValidatorHandler` class
- If not within an `EditableValueHolder` or composite component, store the validation groups as defaults for the current branch of the component tree, but only if the value is a non-empty string.
- If the `disabled` attribute is true, the validator should not be added. In addition, the `validatorId`, if present, should be added to an exclusion list on the parent component to prevent a default validator with the same id from being registered on the component.
- The `createValidator()` method must:
  - If `binding` is non-null, create a `ValueExpression` by invoking `Application.createValueExpression()` with `binding` as the expression argument, and `Validator.class` as the `expectedType` argument. Use the `ValueExpression` to obtain a reference to the `Validator` instance. If there is no exception thrown, and `ValueExpression.getValue()` returned a non-null object that implements `jakarta.faces.validator.Validator`, it must then cast the returned instance to `jakarta.faces.validator.BeanValidator`, configure its properties based on the specified attributes, and return the configured instance. If there was an exception thrown, rethrow the exception as a `TagException`.
  - Use the `validatorId` if the validator instance could not be created from the binding attribute. Call the `createValidator()` method of the `Application` instance for this application, passing validator id "jakarta.faces.Bean". If the binding attribute was also set, evaluate the expression into a `ValueExpression` and store the validator instance by calling `setValue()` on the `ValueExpression`. It must then cast the returned instance to

`jakarta.faces.validator.BeanValidator`, configure its properties based on the specified attributes, and return the configured instance. If there was an exception thrown, rethrow the exception as a `TagException`.

#### 10.4.1.5. `<f:validateRequired>`

Register a `RequiredValidator` instance on the parent `EditableValueHolder` `UIComponent` or the `EditableValueHolder` `UIComponent` whose client id matches the value of the "for" attribute when used within a composite component.

##### Syntax

```
<f:validateRequired/>
```

##### Body Content

empty

Table 19. Attributes

Name	Exp	Type	Description
binding	VE	ValueExpression	A ValueExpression that evaluates to an object that implements <code>jakarta.faces.validate.RequiredValidator</code>
disabled	VE	Boolean	A flag which indicates whether this validator, or a default validator with the id "jakarta.faces.Required", should be permitted to be added to this component

##### Constraints

Must be nested in an `EditableValueHolder` or nested in a composite component and have a for attribute (Facelets only). Otherwise, it simply enables or disables the use of the validator as a default for the branch of the component tree under the parent. No exception is thrown if one of the first two conditions are not met, unlike other standard validators.

##### Description

- Must use or extend the `jakarta.faces.view.facelets.ValidatorHandler` class
- If the disabled attribute is true, the validator should not be added. In addition, the `validatorId`, if present, should be added to an exclusion list on the parent component to prevent a default validator with the same id from being registered on the component
- The `createValidator()` method must:
  - If `binding` is non-null, create a `ValueExpression` by invoking `Application.createValueExpression()` with `binding` as the expression argument, and `Validator.class` as the `expectedType` argument. Use the `ValueExpression` to obtain a reference to the `Validator` instance. If there is no exception thrown, and `ValueExpression.getValue()` returned a non-null object that implements `jakarta.faces.validator.Validator`, it must then cast



the returned instance to `jakarta.faces.validator.RequiredValidator`, configure its properties based on the specified attributes, and return the configured instance. If there was an exception thrown, rethrow the exception as a `TagException`.

- Use the `validatorId` if the validator instance could not be created from the binding attribute. Call the `createValidator()` method of the `Application` instance for this application, passing validator id `"jakarta.faces.Required"`. If the binding attribute was also set, evaluate the expression into a `ValueExpression` and store the validator instance by calling `setValue()` on the `ValueExpression`. It must then cast the returned instance to `jakarta.faces.validator.RequiredValidator`, configure its properties based on the specified attributes, and return the configured instance. If there was an exception thrown, rethrow the exception as a `TagException`.

#### 10.4.1.6. <f:validateWholeBean>

Support multi-field validation by enabling class-level bean validation on CDI based backing beans.

##### Syntax

```
<!-- one or more components validated by <f:validateBean />
precede this tag in the tree, with each one using the same
validationGroups value and referencing properties on the same
model object -->
<f:validateWholeBean value="#{model}"
validationGroups="fully.qualified.class.Name" />
```

##### Body Content

empty

Table 20. Attributes

Name	Exp	Type	Description
<code>disabled</code>	VE	Boolean	A flag which indicates whether this validator, or a default validator with the id <code>"jakarta.faces.Required"</code> , should be permitted to be added to this component
<code>validationGroups</code>	VE	String	A comma-delimited of type-safe validation groups that are passed to the Bean Validation API when validating the value
<code>value</code>	VE	Object	A <code>ValueExpression</code> referencing the bean to be validated.

##### Constraints

This tag must be placed in the component tree after all of the fields that are to be included in the multi-field validation. If this precondition is not met, the results of applying this tag are unspecified.

##### Description

- See the VDLDoc for `<f:validateWholeBean />` for the normative specification and a usage example.

### 10.4.1.7. <f:websocket>

This tag registers a websocket push connection at the client side by rendering the necessary scripts. Push messages can be sent from server side via *jakarta.faces.push.PushContext* interface which is injected into a using class with the *@jakarta.faces.push.Push* CDI qualifier.



<f:websocket> is designed for push from server to client

Although W3C WebSocket supports two-way communication, the <f:websocket> push is designed for one-way communication, from server to client. In case you intend to send some data from client to server, continue using Jakarta Faces ajax the usual way. This has among others the advantage of maintaining the Jakarta Faces view state, the HTTP session and, critically, all security constraints on business service methods.

#### Syntax

```
<f:websocket [binding="ValueExpression"] [id="Literal | ValueExpression"]
  channel="Literal" [scope="Literal"]
  [user="Literal | ValueExpression"] [onopen="Literal | ValueExpression"]
  [onmessage="Literal | ValueExpression"] [onclose="Literal | ValueExpression"]
  [connected="Literal | ValueExpression"] [rendered="Literal | ValueExpression"] />
```

#### Body Content

Empty, or one or more <f:ajax> tags with the *event* attribute set to exactly the push message content.

#### Attributes

The following required attribute must be set:

Name	Expr	Type	Description
channel	String	String	The name of the websocket channel. It may not be a Jakarta Expression Language expression and it may only contain alphanumeric characters, hyphens, underscores and periods. All open websockets on the same channel name will receive the same push notification from the server.

The following optional attributes are available:

Name	Exp	Type	Description
id	VE	String	Component identifier of the <i>UIWebSocket</i> component to be created.

Name	Exp	Type	Description
scope	String	String	The scope of the websocket channel. It may not be a Jakarta Expression Language expression and allowed values are <i>application</i> , <i>session</i> and <i>view</i> , case insensitive. When the value is <i>application</i> , then all channels with the same name throughout the application will receive the same push message. When the value is <i>session</i> , then only the channels with the same name in the current user session will receive the same push message. When the value is <i>view</i> , then only the channel in the current view will receive the push message. The default scope is <i>application</i> . When the <i>user</i> attribute is specified, then the default scope is <i>session</i> .
user	VE	Serializable	The user identifier of the websocket channel, so that user-targeted push messages can be sent. It must implement <code>Serializable</code> and preferably have low memory footprint. Suggestion: use <code>#{request.remoteUser}</code> or <code>#{someLoggedInUser.id}</code> . All open websockets on the same channel and user will receive the same push message from the server.
onopen	VE	String	The JavaScript event handler function that is invoked when the websocket is opened. The function will be invoked with one argument: the channel name.
onmessage	VE	String	The JavaScript event handler function that is invoked when a push message is received from the server. The function will be invoked with three arguments: the push message, the channel name and the raw <code>MessageEvent</code> itself.
onclose	VE	String	The JavaScript event handler function that is invoked when the websocket is closed. The function will be invoked with three arguments: the close reason code, the channel name and the raw <code>CloseEvent</code> itself. Note that this will also be invoked on errors and that you can inspect the close reason code if an error occurred and which one (i.e. when the code is not 1000). See also RFC 6455 section 7.4.1 and <code>jakarta.websocket.CloseReason.CloseCodes</code> API for an elaborate list of all close codes.

Name	Exp	Type	Description
connected	VE	Boolean	Whether to (auto)connect the websocket or not. Defaults to true. It's interpreted as a JavaScript instruction whether to open or close the websocket push connection. This attribute is implicitly re-evaluated on every ajax request by a PreRenderViewEvent listener on the UIViewRoot. You can also explicitly set it to false and then manually control in JavaScript by <code>jsf.push.open(clientId)</code> and <code>jsf.push.close(clientId)</code> .
rendered	VE	Boolean	Whether to render the websocket scripts or not. Defaults to true. This attribute is implicitly re-evaluated on every ajax request by a PreRenderViewEvent listener on the UIViewRoot. If the value changes to false while the websocket is already opened, then the websocket will implicitly be closed.
binding	VE	UIComponent	Value binding expression to a backing bean property bound to the component instance for the UIComponent created by this tag.

### Configuration

First, enable the websocket endpoint using the context parameter:

```
<context-param>
  <param-name>jakarta.faces.ENABLE_WEBSOCKET_ENDPOINT</param-name>
  <param-value>>true</param-value>
</context-param>
```

In case your server is configured to run a WebSocket container on a different TCP port than the HTTP container, then you can use the optional `jakarta.faces.WEBSOCKET_ENDPOINT_PORT` integer context parameter in `web.xml` to explicitly specify the port.

```
<context-param>
  <param-name>jakarta.faces.WEBSOCKET_ENDPOINT_PORT</param-name>
  <param-value>8000</param-value>
</context-param>
```

### Usage (client)

Declare `<f:websocket>` tag in the Jakarta Faces view with at least a channel name and an `onmessage` JavaScript listener function. The channel name may not be an Expression Language expression and it may only contain alphanumeric characters, hyphens, underscores and periods.

Here's an example which refers an existing JavaScript listener function.

```
<f:websocket channel="someChannel"
  onmessage="someWebSocketListener" />

function someWebSocketListener(message, channel, event) {
  console.log(message);
}
```

Here's an example which declares an inline JavaScript listener function.

```
<f:websocket channel="someChannel"
  onmessage="function(m){console.log(m);}" />
```

The onmessage JavaScript listener function will be invoked with three arguments:

1. message: the push message as JSON object.
2. channel: the channel name.
3. event: the raw MessageEvent instance.

When successfully connected, the websocket is by default open as long as the document is open, and it will auto-reconnect at increasing intervals when the connection is closed/aborted as result of e.g. a network error or server restart. It will not auto-reconnect when the very first connection attempt already fails. The websocket will be implicitly closed once the document is unloaded.

#### *Usage (server)*

On the Java programming side, you can inject a PushContext via @Push annotation on the given channel name in any CDI/container managed artifact, such as @Named, @WebServlet, wherever you'd like to send a push message and then invoke PushContext.send(Object) with any Java object representing the push message.

```
@Inject @Push
private PushContext someChannel;

public void sendMessage(Object message) {
  someChannel.send(message);
}
```

By default the name of the channel is taken from the name of the variable into which injection takes place.

The channel name can be optionally specified via the channel attribute. The example below injects the push context for channel name foo into a variable named bar.

```
@Inject @Push(channel="foo")
private PushContext bar;
```

The message object will be encoded as JSON and be delivered as message argument of the onmessage JavaScript listener function associated with the channel name. It can be a plain vanilla String, but it can also be a collection, map and even a Java bean.

#### Scopes and Users

By default the websocket is application scoped, i.e. any view/session throughout the web application having the same websocket channel open will receive the same push message. The push message can be sent by all users and the application itself.

The optional scope attribute can be set to session to restrict the push messages to all views in the current user session only. The push message can only be sent by the user itself and not by the application.

```
<f:websocket channel="someChannel" scope="session" ... />
```

The scope attribute can also be set to view to restrict the push messages to the current view only. The push message will not show up in other views in the same session even if it's the same URL. The push message can only be sent by the user itself and not by the application..

```
<f:websocket channel="someChannel" scope="view" ... />
```

The scope attribute may not be an EL expression and allowed values are *application*, *session* and *view*, case insensitive.

Additionally, the optional user attribute can be set to the unique identifier of the logged-in user, usually the login name or the user ID. This way the push message can be targeted to a specific user and can also be sent by other users and the application itself. The value of the user attribute must at least implement Serializable and have a low memory footprint, so an entire user entity is not recommended.

E.g. when you're using container managed authentication or a related framework/library:.

```
<f:websocket channel="someChannel" user="#{request.remoteUser}" ... />
```

Or when you have a custom user entity accessible via EL, such as as `#{someLoggedInUser}` which has an id property representing its identifier:.

```
<f:websocket channel="someChannel" user="#{someLoggedInUser.id}" ... />
```

When the user attribute is specified, then the scope defaults to session and cannot be set to application.

On the server side, the push message can be targeted to the user specified in the user attribute via `PushContext.send(Object, Serializable)`. The push message can be sent by all users and the application itself..

```
@Inject @Push
private PushContext someChannel;

public void sendMessage(Object message, User recipientUser) {
    Long recipientUserId = recipientUser.getId();
    someChannel.send(message, recipientUserId);
}
```

Multiple users can be targeted by passing a `Collection` holding user identifiers to `PushContext.send(Object, Collection)`..

```
public void sendMessage(Object message, Group recipientGroup) {
    Collection<Long> recipientUserIds = recipientGroup.getUserIds();
    someChannel.send(message, recipientUserIds);
}
```

### Conditionally Connecting

You can use the optional `connected` attribute to control whether to auto-connect the websocket or not..

```
<f:websocket ... connected="#{bean.pushable}" />
```

The *connected* attribute defaults to true and is interpreted as a JavaScript instruction whether to open or close the websocket push connection. If the value is a Jakarta Expression Language expression and it becomes false during an ajax request, then the push connection will explicitly be closed during *oncomplete* of that ajax request.

You can also explicitly set it to false and manually open the push connection in client side by invoking `jsf.push.open(clientId)`, passing the component's client ID..

```
<h:commandButton ... onclick="jsf.push.open('foo')">
    <f:ajax ... />
</h:commandButton>
<f:websocket id="foo" channel="bar" scope="view" ... connected="false" />
```

In case you intend to have an one-time push and don't expect more messages, you can optionally explicitly close the push connection from client side by invoking `jsf.push.close(clientId)`, passing the component's client ID. For example, in the `onmessage` JavaScript listener function as below:

```
function someWebsocketListener(message) {
    // ...
    jsf.push.close('foo');
}
```

#### *Events (client)*

The optional `onopen` JavaScript listener function can be used to listen on open of a websocket in client side. This will be invoked on the very first connection attempt, regardless of whether it will be successful or not. This will not be invoked when the websocket auto-reconnects a broken connection after the first successful connection.

```
<f:websocket ... onopen="websocketOpenListener" />

function websocketOpenListener(channel) {
    // ...
}
```

The *onopen* JavaScript listener function will be invoked with one argument:

1. `channel`: the channel name, useful in case you intend to have a global listener.

The optional `onclose` JavaScript listener function can be used to listen on a normal or abnormal close of a websocket. This will be invoked when the very first connection attempt fails, or the server has returned close reason code 1000 (normal closure) or 1008 (policy violated), or the maximum reconnect attempts has been exceeded. This will not be invoked when the websocket can make an auto-reconnect attempt on a broken connection after the first successful connection

```
<f:websocket ... onclose="websocketCloseListener" />

function websocketCloseListener(code, channel, event) {
    if (code == -1) {
        // Websockets not supported by client.
    } else if (code == 1000) {
        // Normal close (as result of expired session or view).
    } else {
        // Abnormal close reason (as result of an error).
    }
}
```



The *onclose* JavaScript listener function will be invoked with three arguments:

1. *code*: the close reason code as integer. If this is -1, then the websocket is simply not supported by the client. If this is 1000, then it was normally closed. Otherwise, if this is not 1000, then there may be an error. See also RFC 6455 section 7.4.1 and `jakarta.websocket.CloseReason.CloseCodes` API for an elaborate list of all close codes.
2. *channel*: the channel name.
3. *event*: the raw `CloseEvent` instance.

When a session or view scoped socket is automatically closed with close reason code 1000 by the server (and thus not manually by the client via `jsf.push.close(clientId)`), then it means that the session or view has expired.

#### *Events (server)*

When a session or view scoped socket is automatically closed with close reason code 1000 by the server (and thus not manually by the client via `jsf.push.close(clientId)`), then it means that the session or view has expired.

```
@ApplicationScoped
public class WebSocketObserver {

    public void onOpen(@Observes @Opened WebSocketEvent event) {
        String channel = event.getChannel();
        // Returns <f:websocket channel>.
        Long userId = event.getUser();
        // Returns <f:websocket user>, if any.
        // ...
    }

    public void onClose(@Observes @Closed WebSocketEvent event) {
        String channel = event.getChannel();
        // Returns <f:websocket channel>.
        Long userId = event.getUser();
        // Returns <f:websocket user>, if any.
        CloseCode code = event.getCloseCode();
        // Returns close reason code.
        // ...
    }
}
```

#### *Security Considerations*

If the socket is declared in a page which is only restricted to logged-in users with a specific role, then you may want to add the URL of the push handshake request URL to the set of restricted URLs.

The push handshake request URL is composed of the URI prefix `/jakarta.faces.push/`, followed by channel name. In the example of container managed security which has already restricted an example

page `/user/foo.xhtml` to logged-in users with the example role `USER` on the example URL pattern `/user/*` in `web.xml` like below,

```
<security-constraint>
  <web-resource-collection>
    <web-resource-name>
      Restrict access to role USER.
    </web-resource-name>
    <url-pattern>/user/*</url-pattern>
  </web-resource-collection>
  <auth-constraint>
    <role-name>USER</role-name>
  </auth-constraint>
</security-constraint>
```

and the page `/user/foo.xhtml` in turn contains a `<f:websocket channel="foo">`, then you need to add a restriction on push handshake request URL pattern of `/jakarta.faces.push/foo` as shown next.

```
<security-constraint>
  <web-resource-collection>
    <web-resource-name>
      Restrict access to role USER.
    </web-resource-name>
    <url-pattern>/user/*</url-pattern>
    <url-pattern>/jakarta.faces.push/foo</url-pattern>
  </web-resource-collection>
  <auth-constraint>
    <role-name>USER</role-name>
  </auth-constraint>
</security-constraint>
```

As extra security, particularly for those public channels which can't be restricted by security constraints, the `<f:websocket>` will register all so previously declared channels in the current HTTP session, and any incoming websocket open request will be checked whether they match these channels in the current HTTP session. In case the channel is unknown (e.g. randomly guessed or spoofed by end users or manually reconnected after the session is expired), then the websocket will immediately be closed with close reason code `CloseCodes.VIOLATED_POLICY` (1008). Also, when the HTTP session gets destroyed, all session and view scoped channels which are still open will explicitly be closed from server side with close reason code `CloseCodes.NORMAL_CLOSURE` (1000). Only application scoped sockets remain open and are still reachable from server end even when the session or view associated with the page in client side is expired.

### Ajax Support

In case you'd like to perform complex UI updates depending on the received push message, then you

can nest `<f:ajax>` inside `<f:websocket>`. Here's an example:

```
<h:panelGroup id="foo">
  ... (some complex UI here) ...
</h:panelGroup>

<h:form>
  <f:websocket channel="someChannel" scope="view">
    <f:ajax event="someEvent" listener="#{bean.pushed}" render=":foo" />
  </f:websocket>
</h:form>
```

Here, the push message simply represents the ajax event name. You can use any custom event name.

```
someChannel.send("someEvent");
```

An alternative is to combine `<f:websocket>` with `<h:commandScript>`. The `<f:websocket onmessage>` can reference exactly the `<h:commandScript name>`. For example,

```
<h:panelGroup id="foo">
  ... (some complex UI here) ...
</h:panelGroup>
<f:websocket channel="someChannel" scope="view" onmessage="pushed" />
<h:form>
  <h:commandScript name="pushed" action="#{bean.pushed}" render=":foo" />
</h:form>
```

If you pass a `Map<String,V>` or a `JavaBean` as push message object, then all entries/properties will transparently be available as request parameters in the command script method `#{bean.pushed}`.

## 10.4.2. Standard HTML RenderKit Tag Library

This tag library must be equivalent to the one specified in [Standard HTML RenderKit Tag Library](#).

The following additional renderers are added to the ones defined in the other section.

Table 21. Renderers Unique to Facelets

<code>getComponentType()</code>	<code>getRendererType()</code>	custom action name
<code>jakarta.faces.Command</code>	<code>jakarta.faces.Script</code>	<code>commandScript</code>
<code>jakarta.faces.Script</code>	<code>jakarta.faces.Websocket</code>	does not apply

---

### 10.4.3. Facelet Templating Tag Library

This tag library is the specified version of the `ui:` tag library found in pre JSF 2.0 Facelets. The specification for this library can be found in the VDLDocs for the `ui:` library.

### 10.4.4. Composite Component Tag Library

This tag library is used to declare composite components. The specification for this tag library can be found in the VDLDocs for the `composite:` library.

### 10.4.5. JSTL Core and Function Tag Libraries

Facelets exposes a subset of the JSTL Core tag library and the entirety of the JSTL Function tag library. Please see the VDLDocs for the JSTL Core and JSTL Functions tag libraries for the normative specification.

---

## 10.5. Assertions relating to the construction of the view

hierarchy

[P1-start `processListenerForAnnotation`] When the VDL calls for the creation of a `UIComponent` instance, after calling `Application.createComponent()` to instantiate the component instance, and after calling `setRendererType()` on the newly instantiated component instance, the following action must be taken.

- Obtain the `Renderer` for this component. If no `Renderer` is present, ignore the following steps.
- Call `getClass()` on the `Renderer` instance and inspect if the `ListenerFor` annotation is present. If so, inspect if the `Renderer` instance implements `ComponentSystemEventListener`. If neither of these conditions are `true`, ignore the following steps.
- Obtain the value of the `systemEventClass()` property of the `ListenerFor` annotation on the `Renderer` instance.
- Call `subscribeToEvent()` on the `UIComponent` instance from which the `Renderer` instance was obtained, using the `systemEventClass` from the annotation as the second argument, and the `Renderer` instance as the third argument.

[P1-end]

# Chapter 11. Using Jakarta Faces in Web Applications

This specification provides Jakarta Faces implementors significant freedom to differentiate themselves through innovative implementation techniques, as well as value-added features. However, to ensure that web applications based on Jakarta Faces can be executed unchanged across different Jakarta Faces implementations, the following additional requirements, defining how a Jakarta Faces-based web application is assembled and configured, must be supported by all Jakarta Faces implementations.

## 11.1. Web Application Deployment Descriptor

Jakarta Faces-based applications are *web applications* that conform to the requirements of the *Jakarta Servlet Specification* (version 5.0 or later), and also use the facilities defined in this specification. Conforming web applications are packaged in a *web application archive* (WAR), with a well-defined internal directory structure. A key element of a WAR is the *web application deployment descriptor*, an XML document that describes the configuration of the resources in this web application. This document is included in the WAR file itself, at resource path `/WEB-INF/web.xml`.

Portable Jakarta Faces-based web applications must include the following configuration elements, in the appropriate portions of the web application deployment descriptor. Element values that are rendered in *italics* represent values that the application developer is free to choose. Element values rendered in **bold** represent values that must be utilized exactly as shown.

Executing the request processing lifecycle via other mechanisms is also allowed (for example, an MVC-based application framework can incorporate calling the correct phase implementations in the correct order); however, all Jakarta Faces implementations must support the functionality described in this chapter to ensure application portability.

### 11.1.1. Servlet Definition

Jakarta Faces implementations must provide request processing lifecycle services through a standard servlet, defined by this specification. [P1-start-servlet]This servlet must be defined, in the deployment descriptor of an application that wishes to employ this portable mechanism, as follows:

```
<servlet>
  <servlet-name> faces-servlet-name </servlet-name>
  <servlet-class> jakarta.faces.webapp.FacesServlet </servlet-class>
</servlet>
```

The servlet name, denoted as *faces-servlet-name* above, may be any desired value; however, the same

value must be used in the servlet mapping (see [Servlet Mapping](#)).[P1-end]

In addition to *FacesServlet*, Jakarta Faces implementations may support other ways to invoke the Jakarta Faces request processing lifecycle, but applications that rely on these mechanisms will not be portable.

### 11.1.2. Servlet Mapping

All requests to a web application are mapped to a particular servlet based on matching a URL pattern (as defined in the *Jakarta Servlet Specification*) against the portion of the request URL after the context path that selected this web application. [P1-start-mapping]Jakarta Faces implementations must support web application that define a `<servlet-mapping>` that maps any valid *url-pattern* to the *FacesServlet*. [P1-end]Prefix or extension mapping may be used. When using prefix mapping, the following mapping is recommended, but not required:

```
<servlet-mapping>
  <servlet-name> faces-servlet-name </servlet-name>
  <url-pattern> /faces/* </url-pattern>
</servlet-mapping>
```

When using extension mapping the following mapping is recommended, but not required:

```
<servlet-mapping>
  <servlet-name> faces-servlet-name </servlet-name>
  <url-pattern> *.faces </url-pattern>
</servlet-mapping>
```

In addition to *FacesServlet*, Jakarta Faces implementations may support other ways to invoke the Jakarta Faces request processing lifecycle, but applications that rely on these mechanisms will not be portable.

### 11.1.3. Application Configuration Parameters

Servlet containers support application configuration parameters that may be customized by including `<context-param>` elements in the web application deployment descriptor. [P1-start-configParams]All Jakarta Faces implementations are required to support the following application configuration parameter names:

- `jakarta.faces.ALWAYS_PERFORM_VALIDATION_WHEN_REQUIRED_IS_TRUE` — See the javadocs for

the `jakarta.faces.component.UIInput.ALWAYS_PERFORM_VALIDATION_WHEN_REQUIRED_IS_TRUE` constant for the specification of this feature.

- `jakarta.faces.CLIENT_WINDOW_MODE`—The context-param that controls the operation of the `ClientWindow` feature. See the javadocs for the constant `jakarta.faces.lifecycle.ClientWindow.CLIENT_WINDOW_MODE_PARAM_NAME` for the specification of this feature.
- `jakarta.faces.CONFIG_FILES`—Comma-delimited list of context-relative resource paths under which the Jakarta Faces implementation will look for application configuration resources (see [Application Configuration Resource Format](#)), before loading a configuration resource named `"/WEB-INF/faces-config.xml"` (if such a resource exists). If `"/WEB-INF/faces-config.xml"` is present in the list, it must be ignored.
- `jakarta.faces.DATETIMECONVERTER_DEFAULT_TIMEZONE_IS_SYSTEM_TIMEZONE`—If this param is set, and calling `toLowerCase().equals("true")` on a `String` representation of its value returns `true`, `Application.createConverter()` must guarantee that the default for the timezone of all `jakarta.faces.convert.DateTimeConverter` instances must be equal to `TimeZone.getDefault()` instead of `"GMT"`.
- `jakarta.faces.DEFAULT_SUFFIX`—Allow the web application to define an alternate suffix for Jakarta Server Pages pages containing Jakarta Faces content. See the javadocs for the symbolic constant `ViewHandler.DEFAULT_SUFFIX_PARAM_NAME` for the complete specification.
- `jakarta.faces.DISABLE_FACELET_JSF_VIEWHANDLER`—If this param is set, and calling `toLowerCase().equals("true")` on a `String` representation of its value returns `true`, the default `ViewHandler` must behave as specified in the latest 1.2 version of this specification. Any behavior specified in [Default ViewDeclarationLanguage Implementation](#) and implemented in the default `ViewHandler` that pertains to handling requests for pages authored in the Jakarta Server Faces View Declaration Language must not be executed by the runtime. For backward compatibility with previous versions of Facelets, the value `DISABLE_FACELET_JSF_VIEWHANDLER` must be supported.
- `jakarta.faces.DISABLE_FACESERVLET_TO XHTML`—If this param is set, and calling `toLowerCase().equals("true")` on a `String` representation of its value returns `true`, the default mapping of the `FacesServlet` to `*.xhtml` must not take effect.
- `jakarta.faces.FACELETS_LIBRARIES`—If this param is set, the runtime must interpret it as a semicolon (;) separated list of paths, starting with `"/` (without the quotes). The runtime must interpret each entry in the list as a path relative to the web application root and interpret the file found at that path as a facelet tag library, conforming to the facelet taglibrary schema and expose the tags therein according to [Facelet Tag Library mechanism](#). The runtime must also consider the `facelets.LIBRARIES` param name as an alias to this param name for backwards compatibility with existing facelets tag libraries.
- `jakarta.faces.FACELETS_BUFFER_SIZE`—The buffer size to set on the response when the `ResponseWriter` is generated. By default the value is 1024. A value of -1 will not assign a buffer size on the response. This should be increased if you are using development mode in order to guarantee

that the response isn't partially rendered when an error is generated. The runtime must also consider the *facelets.BUFFER\_SIZE* param name as an alias to this param name for backwards compatibility with existing facelets tag libraries.

- *jakarta.faces.FACELETS\_DECORATORS*—A semicolon (;) delimited list of class names of type *jakarta.faces.view.facelets.TagDecorator*, with a no-argument constructor. These decorators will be loaded when the first request for a Facelets VDL view hits the *ViewHandler* for page compilation. The runtime must also consider the *facelets.DECORATORS* param name as an alias to this param name for backwards compatibility with existing facelets tag libraries.
- *jakarta.faces.FACELETS\_REFRESH\_PERIOD*—When a page is requested, what interval in seconds should the compiler check for changes. If you don't want the compiler to check for changes once the page is compiled, then use a value of -1. Setting a low refresh period helps during development to be able to edit pages in a running application. The runtime must also consider the *facelets.REFRESH\_PERIOD* param name as an alias to this param name for backwards compatibility with existing facelets tag libraries.
- *jakarta.faces.FACELETS\_RESOURCE\_RESOLVER*—If this param is set, the runtime must interpret its value as a fully qualified classname of a java class that extends *jakarta.faces.view.facelets.ResourceResolver* and has a zero argument public constructor or a one argument public constructor where the type of the argument is *ResourceResolver*. If this param is set and its value does not conform to those requirements, the runtime must log a message and continue. If it does conform to these requirements and has a one-argument constructor, the default *ResourceResolver* must be passed to the constructor. If it has a zero argument constructor it is invoked directly. In either case, the new *ResourceResolver* replaces the old one. The runtime must also consider the *facelets.RESOURCE\_RESOLVER* param name as an alias to this param name for backwards compatibility with existing facelets tag libraries.

Related to this param is the corresponding annotation, *jakarta.faces.view.facelets.FaceletsResourceResolver*. The presence of this annotation must be ignored if the corresponding param has been specified. If present, this annotation must be attached to a class that extends *jakarta.faces.view.facelets.ResourceResolver*. If more than one class in the application has this annotation, an informative error message with logging level SEVERE must be logged indicating this case. Exactly one of the classes with the annotation must be taken to be the *ResourceResolver* for the application and any other classes with the annotation must be ignored. See [Ordering of Artifacts](#) for the means to put application configuration resources in order such that the chosen class can be defined. The same rules regarding decoration of the instance as listed above must apply to the annotated class.

- *jakarta.faces.FACELETS\_SKIP\_COMMENTS*—If this param is set, and calling *toLowerCase().equals("true")* on a *String* representation of its value returns *true*, the runtime must ensure that any XML comments in the Facelets source page are not delivered to the client. The runtime must also consider the *facelets.SKIP\_COMMENTS* param name as an alias to this param name for backwards compatibility with existing facelets tag libraries.
- *jakarta.faces.FACELETS\_SUFFIX*—Allow the web application to define an alternate suffix for Facelet based XHTML pages containing Jakarta Faces content. See the javadocs for the symbolic



constant *ViewHandler.FACELETS\_SUFFIX\_PARAM\_NAME* for the complete specification.

- *jakarta.faces.FACELETS\_VIEW\_MAPPINGS* — If this param is set, the runtime must interpret it as a semicolon (;) separated list of strings that is used to forcibly declare that certain pages in the application must be interpreted as using Facelets, regardless of their extension. The runtime must also consider the *facelets.VIEW\_MAPPINGS* param name as an alias to this param name for backwards compatibility with existing facelets applications. See the javadocs for the symbolic constant *ViewHandler.FACELETS\_VIEW\_MAPPINGS\_PARAM\_NAME* for the complete specification.
- *jakarta.faces.FULL\_STATE\_SAVING\_VIEW\_IDS* — The runtime must interpret the value of this parameter as a comma separated list of view IDs, each of which must have their state saved using the state saving mechanism specified in pre-Jakarta Faces JSF 1.2 (under the JCP).
- *jakarta.faces.INTERPRET\_EMPTY\_STRING\_SUBMITTED\_VALUES\_AS\_NULL* — If this param is set, and calling *toLowerCase().equals("true")* on a *String* representation of its value returns *true*, any implementation of *UIInput.validate()* must take the following additional action.

If the *jakarta.faces.INTERPRET\_EMPTY\_STRING\_SUBMITTED\_VALUES\_AS\_NULL* context parameter value is *true* (ignoring case), and *UIInput.getSubmittedValue()* returns a zero-length *String* call *UIInput.setSubmittedValue(null)* and continue processing using null as the current submitted value

- *jakarta.faces.LIFECYCLE\_ID* — Lifecycle identifier of the *Lifecycle* instance to be used when processing Jakarta Faces requests for this web application. If not specified, the Jakarta Faces default instance, identified by *LifecycleFactory.DEFAULT\_LIFECYCLE*, must be used.
- *jakarta.faces.PARTIAL\_STATE\_SAVING* --The ServletContext init parameter consulted by the runtime to determine if the partial state saving mechanism should be used. If undefined, the runtime must determine the version level of the application.
  - For applications versioned at 1.2 and under, the runtime must not use the partial state saving mechanism.
  - For applications versioned at 2.0 and above, the runtime must use the partial state saving mechanism.

If this parameter is defined, and the application is versioned at 1.2 and under, the runtime must not use the partial state saving mechanism. Otherwise, If this param is defined, and calling *toLowerCase().equals("true")* on a *String* representation of its value returns *true*, the runtime must use partial state mechanism. Otherwise the partial state saving mechanism must not be used.

- *jakarta.faces.PROJECT\_STAGE* — A human readable string describing where this particular Jakarta Faces application is in the software development lifecycle. Valid values are “*Development*”, “*UnitTest*”, “*SystemTest*”, or “*Production*”, corresponding to the enum constants of the class *jakarta.faces.application.ProjectStage*. It is also possible to set this value via JNDI. See the javadocs for *Application.getProjectStage()*.
- *jakarta.faces.SEPARATOR\_CHAR* --The context param that allows the character used to separate segments in a *UIComponent* *clientId* to be set on a per-application basis.
- *jakarta.faces.SERIALIZE\_SERVER\_STATE* --If this param is set, and calling

`toLowerCase().equals("true")` on a *String* representation of its value returns *true*, and the `jakarta.faces.STATE_SAVING_METHOD` is set to “server” (as indicated below), the server state must be guaranteed to be Serializable such that the aggregate state implements *java.io.Serializable*. The intent of this parameter is to ensure that the act of writing out the state to an *ObjectOutputStream* would not throw a *NotSerializableException*, but the runtime is not required verify this before saving the state.

- `jakarta.faces.STATE_SAVING_METHOD`—The location where state information is saved. Valid values are “server” (typically saved in *HttpSession*) and “client” (typically saved as a hidden field in the subsequent form submit). If not specified, the default value “server” must be used. When examining the parameter value, the runtime must ignore case.
- `jakarta.faces.VALIDATE_EMPTY_FIELDS`—If this param is set, and calling `toLowerCase().equals("true")` on a *String* representation of its value returns *true*, all submitted fields will be validated. This is necessary to allow the model validator to decide whether *null* or empty values are allowable in the current application. If the value is *false*, *null* or empty values will not be passed to the validators. If the value is the string “auto”, the runtime must check if JSR-303 Beans Validation is present in the current environment. If so, the runtime must proceed as if the value “true” had been specified. If JSR-303 Beans Validation is not present in the current environment, the runtime must proceed as if the value “false” had been specified. If the param is not set, the system must behave as if the param was set with the value “auto”.
- `jakarta.faces.validator.DISABLE_DEFAULT_BEAN_VALIDATOR`—If this param is set, and calling `toLowerCase().equals("true")` on a *String* representation of its value returns *true*, the runtime must not automatically add the validator with validator-id equal to the value of the symbolic constant `jakarta.faces.validator.VALIDATOR_ID` to the list of default validators. Setting this parameter to *true* will have the effect of disabling the automatic installation of Bean Validation to every input component in every view in the application, though manual installation is still possible.
- `jakarta.faces.validator.ENABLE_VALIDATE_WHOLE_BEAN`—If this param is set, and calling `toLowerCase().equals("true")` on a *String* representation of its value returns *true*, the `<f:validateWholeBean />` tag is enabled. If not set or set to false, this tag is a no-op.
- `jakarta.faces.VIEWROOT_PHASE_LISTENER_QUEUES_EXCEPTIONS`—If this param is set, and calling `toLowerCase().equals("true")` on a *String* representation of its value returns *true*, exceptions thrown by *PhaseListeners* installed on the *UIViewRoot* are queued to the *ExceptionHandler* instead of being logged and swallowed. If this param is not set or is set to false, the old behavior prevails.
- `jakarta.faces.ENABLE_WEBSOCKET_ENDPOINT`—Enable WebSocket support. See the javadoc for `jakarta.faces.component.UIWebsocket`.
- `jakarta.faces.WEBAPP_RESOURCES_DIRECTORY`

If this param is set, the runtime must interpret its value as a path, relative to the web app root, where resources are to be located. This param value must not start with a “/”, though it may contain “/” characters. If no such param exists, or its value is invalid, the value “resources”, without the quotes, must be used by the runtime as the value.

- `jakarta.faces.WEBAPP_CONTRACTS_DIRECTORY`

If this param is set, the runtime must interpret its value as a path, relative to the web app root, where resource library contracts are to be located. This param value must not start with a “/”, though it may contain “/” characters. If no such param exists, or its value is invalid, the value “contracts”, without the quotes, must be used by the runtime as the value.

[P1-end]

Jakarta Faces implementations may choose to support additional configuration parameters, as well as additional mechanisms to customize the Jakarta Faces implementation; however, applications that rely on these facilities will not be portable to other Jakarta Faces implementations.

## 11.2. Included Classes and Resources

A Jakarta Faces-based application will rely on a combination of APIs, and corresponding implementation classes and resources, in addition to its own classes and resources. The web application archive structure identifies two standard locations for classes and resources that will be automatically made available when a web application is deployed:

- */WEB-INF/classes* — A directory containing unpacked class and resource files.
- */WEB-INF/lib* — A directory containing JAR files that themselves contain class files and resources.

In addition, servlet and portlet containers typically provide mechanisms to share classes and resources across one or more web applications, without requiring them to be included inside the web application itself.

The following sections describe how various subsets of the required classes and resources should be packaged, and how they should be made available.

### 11.2.1. Application-Specific Classes and Resources

Application-specific classes and resources should be included in */WEB-INF/classes* or */WEB-INF/lib*, so that they are automatically made available upon application deployment.

### 11.2.2. Servlet and Jakarta Server Pages API Classes (*jakarta.servlet.\**)

These classes will typically be made available to all web applications using the shared class facilities of the servlet container. Therefore, these classes should not be included inside the web application archive.

### 11.2.3. Jakarta Server Pages Standard Tag Library (JSTL) API Classes (*jakarta.servlet.jsp.jstl.\**)

These classes will typically be made available to all web applications using the shared class facilities of the servlet container. Therefore, these classes should not be included inside the web application archive.

### 11.2.4. Jakarta Server Pages Standard Tag Library (JSTL) Implementation Classes

These classes will typically be made available to all web applications using the shared class facilities of the servlet container. Therefore, these classes should not be included inside the web application archive.

### 11.2.5. Jakarta Server Faces API Classes (`jakarta.faces.*`)

These classes will typically be made available to all web applications using the shared class facilities of the servlet container. Therefore, these classes should not be included inside the web application archive.

### 11.2.6. Jakarta Server Faces Implementation Classes

These classes will typically be made available to all web applications using the shared class facilities of the servlet container. Therefore, these classes should not be included inside the web application archive.

#### 11.2.6.1. `FactoryFinder`

`jakarta.faces.FactoryFinder` implements the standard discovery algorithm for all factory objects specified in the Jakarta Server Faces APIs. For a given factory class name, a corresponding implementation class is searched for based on the following algorithm. Items are listed in order of decreasing search precedence:

1. If a default Jakarta Server Faces configuration file (`/WEB-INF/faces-config.xml`) is bundled into the *web application*, and it contains a factory entry of the given factory class name, that factory class is used.
2. If the Jakarta Server Faces configuration resource(s) named by the `jakarta.faces.CONFIG_FILES ServletContext` init parameter (if any) contain any factory entries of the given factory class name, those factories are used, with the last one taking precedence.
3. If there are any `META-INF/faces-config.xml` resources bundled any JAR files in the *web ServletContext's resource paths*, the factory entries of the given factory class name in those files are used, with the last one taking precedence.
4. If a `META-INF/services/{factory-class-name}` resource is visible to the web application class loader for the calling application (typically as a result of being present in the manifest of a JAR file), its first line is read and assumed to be the name of the factory implementation class to use.
5. If none of the above steps yield a match, the Jakarta Server Faces implementation specific class is used.

If any of the factories found on any of the steps above happen to have a one-argument constructor, with argument the type being the abstract factory class, that constructor is invoked, and the previous match is passed to the constructor. For example, say the container vendor provided an implementation

of *FacesContextFactory*, and identified it in *META-INF/services/jakarta.faces.context.FacesContextFactory* in a jar on the webapp ClassLoader. Also say this implementation provided by the container vendor had a one argument constructor that took a *FacesContextFactory* instance. The *FactoryFinder* system would call that one-argument constructor, passing the implementation of *FacesContextFactory* provided by the Jakarta Server Faces implementation.

If a Factory implementation does not provide a proper one-argument constructor, it must provide a zero-arguments constructor in order to be successfully instantiated.

Once the name of the factory implementation class is located, the web application class loader for the calling application is requested to load this class, and a corresponding instance of the class will be created. A side effect of this rule is that each web application will receive its own instance of each factory class, whether the Jakarta Server Faces implementation is included within the web application or is made visible through the container's facilities for shared libraries.

```
public static Object getFactory(String factoryName);
```

Create (if necessary) and return a per-web-application instance of the appropriate implementation class for the specified Jakarta Server Faces factory class, based on the discovery algorithm described above.

Jakarta Faces implementations must also include implementations of the several factory classes. In order to be dynamically instantiated according to the algorithm defined above, the factory implementation class must include a public, no-arguments constructor. [P1-start-factoryNames]For each of the *public static final String* fields on the class *FactoryFinder* whose field names end with the string “\_FACTORY” (without the quotes), the implementation must provide an implementation of the corresponding Factory class using the algorithm described earlier in this section.[P1-end]

### 11.2.6.2. FacesServlet

*FacesServlet* is an implementation of *jakarta.servlet.Servlet* that accepts incoming requests and passes them to the appropriate *Lifecycle* implementation for processing. This servlet must be declared in the web application deployment descriptor, as described in [Servlet Definition](#), and mapped to a standard URL pattern as described in [Servlet Mapping](#).

```
public void init(ServletConfig config) throws ServletException;
```

Acquire and store references to the *FacesContextFactory* and *Lifecycle* instances to be used in this web application. For the *LifecycleInstance*, first consult the *init-param* set for this *FacesServlet* instance for a parameter of the name *jakarta.faces.LIFECYCLE\_ID*. If present, use that as the *lifecycleID* attribute to the *getLifecycle()* method of *LifecycleFactory*. If not present, consult the *context-param* set for this web application. If present, use that as the *lifecycleID* attribute to the *getLifecycle()* method of *LifecycleFactory*. If neither param set has a value for *jakarta.faces.LIFECYCLE\_ID*, use the value

*DEFAULT.* As an implementation note, please take care to ensure that all *PhaseListener* instances defined for the application are installed on all lifecycles created during this process.

```
public void destroy();
```

Release the *FacesContextFactory* and *Lifecycle* references that were acquired during execution of the *init()* method.

```
public void service(ServletRequest request, ServletResponse response)
    throws IOException, ServletException;
```

For each incoming request, the following processing is performed:

- Using the *FacesContextFactory* instance stored during the *init()* method, call the *getFacesContext()* method to acquire a *FacesContext* instance with which to process the current request.
- Call the *execute()* method of the saved *Lifecycle* instance, passing the *FacesContext* instance for this request as a parameter. If the *execute()* method throws a *FacesException*, re-throw it as a *ServletException* with the *FacesException* as the root cause.
- Call the *render()* method of the saved *Lifecycle* instance, passing the *FacesContext* instance for this request as a parameter. If the *render()* method throws a *FacesException*, re-throw it as a *ServletException* with the *FacesException* as the root cause.
- Call the *release ()* method on the *FacesContext* instance, allowing it to be returned to a pool if the Jakarta Faces implementation uses one.

[P1-start-servletParams]The *FacesServlet* implementation class must also declare two static public final String constants whose value is a context initialization parameter that affects the behavior of the servlet:

- *CONFIG\_FILES\_ATTR*—the context initialization attribute that may optionally contain a comma-delimited list of context relative resources (in addition to */WEB-INF/faces-config.xml* which is always processed if it is present) to be processed. The value of this constant must be “*jakarta.faces.CONFIG\_FILES*”.
- *LIFECYCLE\_ID\_ATTR*—the lifecycle identifier of the *Lifecycle* instance to be used for processing requests to this application, if an instance other than the default is required. The value of this constant must be “*jakarta.faces.LIFECYCLE\_ID*”. [P1-end]

### 11.2.6.3. *UIComponentELTag*

[P1-start-uicomponenteltag]*UIComponentELTag* is an implementation of *jakarta.servlet.jsp.tagext.BodyTag*, and must be the base class for any Jakarta Server Pages custom action that corresponds to a Jakarta Faces *UIComponent*. [P1-end] See [Integration with Jakarta Server Pages](#), and the Javadocs for *UIComponentELTag*, for more information about using this class as the base

class for your own *UIComponent* custom action classes.

#### 11.2.6.4. FacetTag

Jakarta Server Pages custom action that adds a named facet (see [Facet Management](#)) to the *UIComponent* associated with the closest parent *UIComponent* custom action. See `<f:facet>`.

#### 11.2.6.5. ValidatorTag

Jakarta Server Pages custom action (and convenience base class) that creates and registers a *Validator* instance on the *UIComponent* associated with the closest parent *UIComponent* custom action. See `<f:validateLength>`, `<f:validateRegex>`, `<f:validateLongRange>`, and `<f:validator>`.

## 11.3. Deprecated APIs in the webapp package

Faces depends on version Jakarta Server Pages 2.1 or later, and the Jakarta Server Pages tags in Faces expose properties that leverage concepts specific to that release of Jakarta Server Pages. Importantly, most Faces Jakarta Server Pages tag attributes are either of type *jakarta.el.ValueExpression* or *jakarta.el.MethodExpression*. For backwards compatability with existing Faces component libraries that expose themselves as Jakarta Server Pages tags, the existing classes relating to Jakarta Server Pages have been deprecated and new ones introduced that leverage the Jakarta Expression Language API.

### 11.3.1. AttributeTag

[P1-start-attributetag]The faces implementation must now provide this class.[P1-end]

### 11.3.2. ConverterTag

This has been replaced with *ConverterELTag*

### 11.3.3. UIComponentBodyTag

All component tags now implement *BodyTag* by virtue of the new class *UIComponentClassicTagBase* implementing *BodyTag*. This class has been replaced by *UIComponentELTag*.

### 11.3.4. UIComponentTag

This component has been replaced by *UIComponentELTag*.

### 11.3.5. ValidatorTag

This component has been replaced by *ValidatorELTag*.

## 11.4. Application Configuration Resources

This section describes the Jakarta Faces support for portable application configuration resources used to configure application components.

### 11.4.1. Overview

Jakarta Faces defines a portable configuration resource format (as an XML document) for standard configuration information. Please see the Javadoc overview for a link, titled “faces-config XML Schema Documentation” to the XML Schema Definition for such documents.

One or more such application resources will be loaded automatically, at application startup time, by the Jakarta Faces implementation. The information parsed from such resources will augment the information provided by the Jakarta Faces implementation, as described below.

In addition to their use during the execution of a Jakarta Faces-based web application, configuration resources provide information that is useful to development tools created by Tool Providers. The mechanism by which configuration resources are made available to such tools is outside the scope of this specification.

### 11.4.2. Application Startup Behavior

Implementations may check for the presence of a *servlet-class* definition of class *jakarta.faces.webapp.FacesServlet* in the web application deployment descriptor as a means to abort the configuration process and reduce startup time for applications that do not use Jakarta Server Faces Technology.

At application startup time, before any requests are processed, the [P1-start-startup]Jakarta Faces implementation must process zero or more application configuration resources, located as follows

Make a list of all of the application configuration resources found using the following algorithm:

- Check for the existence of a context initialization parameter named *jakarta.faces.CONFIG\_FILES*. If it exists, treat it as a comma-delimited list of context relative resource paths (starting with a “/”), and add each of the specified resources to the list. If this parameter exists, skip the searching specified in the next bullet item in this list.
- Search for all resources that match either “*META-INF/faces-config.xml*” or end with “*.faces-config.xml*” directly in the “*META-INF*” directory. Each resource that matches that expression must be considered an application configuration resource.
- Using the *java.util.ServiceLoader*, locate all implementations of the *jakarta.faces.ApplicationConfigurationResourceDocumentPopulator* service. For each implementation, create a fresh *org.w3c.dom.Document* instance, configured to be in the XML namespace of the application configuration resource format, and invoke the implementation’s *populateApplicationConfigurationResource()* method. If no exception is thrown, add the document to the list, otherwise log a message and continue.



Let this list be known as *applicationConfigurationResources* for discussion. Also, check for the existence of a web application configuration resource named “/WEB-INF/faces-config.xml”, and refer to this as *applicationFacesConfig* for discussion, but do not put it in the list. When parsing the application configuration resources, the implementation must ensure that *applicationConfigurationResources* are parsed before *applicationFacesConfig*. [P1-end]

Please see [Ordering of Artifacts](#) for details on the ordering in which the decoratable artifacts in the application configuration resources in *applicationConfigurationResources* and *applicationFacesConfig* must be processed.

This algorithm provides considerable flexibility for developers that are assembling the components of a Jakarta Faces-based web application. For example, an application might include one or more custom *UIComponent* implementations, along with associated *Renderers*, so it can declare them in an application resource named “/WEB-INF/faces-config.xml” with no need to programmatically register them with *Application* instance. In addition, the application might choose to include a component library (packaged as a JAR file) that includes a “META-INF/faces-config.xml” resource. The existence of this resource causes components, renderers, and other Jakarta Faces implementation classes that are stored in this library JAR file to be automatically registered, with no action required by the application.

Perform the actions specified in [Faces Flows](#).

Perform the actions specified in [Resource Library Contracts](#).

[P1-start-PostConstructApplicationEvent]The runtime must publish the *jakarta.faces.event.PostConstructApplicationEvent* immediately after all application configuration resources have been processed. [P1-end]

[P1-start-startupErrors]XML parsing errors detected during the loading of an application resource file are fatal to application startup, and must cause the application to not be made available by the container. Jakarta Faces implementations that are part of a Jakarta EE technology-compliant implementation are required to validate the application resource file against the XML schema for structural correctness. [P1-end]The validation is recommended, but not required for Jakarta Faces implementations that are not part of a Jakarta EE technology-compliant implementation.

#### 11.4.2.1. Resource Library Contracts

[P1-start-ResourceLibraryContractScanning]If the parsing of the application configuration resources completed successfully, scan the application for resource library contracts. Any resource library contract as described in [Resource Library Contracts](#) must be discovered at application startup time. The complete set of discovered contracts has no ordering semantics and effectively is represented as a *Set<String>* where the values are just the names of the resource libraries. If multiple sources in the application configuration resources contained *<resource-library-contracts>*, they are all merged into one element. Duplicates are resolved in as specified in [Ordering of Artifacts](#). If the application configuration resources produced a *<resource-library-contracts>* element, create an implementation private data structure (called the “resource library contracts data structure”) containing the mappings between viewId patterns and resource library contracts as listed by the contents of that element.

The `<resource-library-contracts>` element is contained within the `<application>` element and contains one or more `<contract-mapping>` elements. Each `<contract-mapping>` element must contain one or more `<url-pattern>` elements and one or more `<contract>` elements.

The value of the `<url-pattern>` element may be any of the following.

- The literal string `*`, meaning all views should have these contracts applied.
- An absolute prefix mapping, relative to the web app root, such as `/directoryName/*` meaning only views matching that prefix should have these contracts applied.
- An exact fully qualified file path, relative to the web app root, such as `/directoryName/fileName.xhtml`, meaning exactly that view should have the contracts applied.

See [ViewDeclarationLanguage.calculateResourceLibraryContracts\(\)](#) for the specification of how the values of the `<url-pattern>` are to be processed.

The value of the `<contracts>` element is a comma separated list of resource library contract names. A resource library contract name is the name of a directory within the `contracts` directory of the web app root, or the `contracts` directory within the `META-INF/contracts` JAR entry.

Only the contracts explicitly mentioned in the `<resource-library-contracts>` element are included in the data structure. If the information from the application configuration resources refers to a contract that is not available to the application, an informative error message must be logged.

If the application configuration resources did not produce a `<resource-library-contracts>` element, the data structure should be populated as if this were the contents of the `<resource-library-contracts>` element:

```
<resource-library-contracts>
  <contract-mapping>
    <url-pattern>*/</url-pattern>
    <contracts>"all available contracts"</contracts>
  </contract-mapping>
</resource-library-contracts>
```

Where “all available contracts” is replaced with a comma separated list of all the contracts discovered in the startup scan. In the case where there is no `<resource-library-contracts>` element in the application configuration resources, ordering of contracts is unspecified, which may lead to unexpected behavior in the case of multiple contracts that have the same contract declaration.

### 11.4.3. Faces Flows

[P1-startFacesFlowScanning]If the parsing of the application configuration resources completed successfully, any XML based flow definitions in the application configuration resources will have been successfully discovered as well. The discovered flows must be exposed as thread safe immutable

application scoped instances of *jakarta.faces.flow.Flow*, and made accessible to the runtime via the *FlowHandler*. If flows exist in the application, but the *jakarta.faces.CLIENT\_WINDOW\_MODE* context-param was not specified, the runtime must behave as if the value “url” (without the quotes) was specified for this context-param.

### 11.4.3.1. Defining Flows

Flows are defined using the *<flow-definition>* element. This element must have an *id* attribute which uniquely identifies the flow within the scope of the Application Configuration Resource file in which the element appears. To enable multiple flows with the same *id* to exist in an application, the *<faces-config><name>* element is taken to be the *definingDocumentId* of the flow. If no *<name>* element is specified, the empty string is taken as the value for *definingDocumentId*. Please see [FlowHandler](#) for an overview of the flow feature. Note that a number of conventions exist to make defining flows simpler. These conventions are specified in [Packaging Flows in Directories](#).

[P1-end]

### 11.4.3.2. Packaging Faces Flows in JAR Files

[P1-start-FacesFlowJarPackaging] The runtime must support packaging Faces Flows in JAR files as specified in this section. Any flows packaged in a jar file must have its flow definition included in a *faces-config.xml* file located at the *META-INF/faces-config.xml* JAR entry. This ensures that such flow definitions are included in the application configuration resources. Any view nodes included in the jar must be located within sub entries of the *META-INF/flows/<flowName>* JAR entry, where *<flowName>* is a JAR directory entry whose name is identical to that of a flow id in the corresponding *faces-config.xml* file. If there are *@FlowScoped* beans or beans with *@FlowDefinition* in the JAR, there must be a JAR entry named *META-INF/beans.xml*. This ensures that such beans and definitions are discovered by the runtime at startup. None of the flow definition conventions specified in [Packaging Flows in Directories](#) apply when a flow is packaged in a JAR file. In other words, the flow must be explicitly declared in the JAR file’s *faces-config.xml*.

[P1-end]

### 11.4.3.3. Packaging Flows in Directories

The view nodes of a flow need not be collected in any specific directory structure, but there is a benefit in doing so: flow definition conventions. [P1-start-FacesFlowDirectoryPackaging] If the *jakarta.faces.CONFIG\_FILES* context parameter includes references to files of the form */<flowName>/<flowName>-flow.xml* or */WEB-INF/<flow-Name>/<flowName>-flow.xml*, and if such files exist in the current application (even if they are zero length), they are treated as flow definitions. Flow definitions defined in this way must not be nested any deeper in the directory structure than one level deep from the web app root or the *WEB-INF* directory.

The following conventions apply to flows defined in this manner. Any flow definition in the corresponding *-flow.xml* file will override any of the conventions in the case of a conflict.

- Every vdl file in that directory is a view node of that flow.
- The start node of the flow is the view whose name is the same as the name of the flow.
- Navigation among any of the views in the directory is considered to be within the flow.
- The flow defining document id is the empty string.

In the case of a zero length flow definition file, the following also applies:

- There is one return node in the flow, whose id is the id of the flow with the string “-return” (without the quotes) appended to it. For example, if *flowId* is *shopping*, the return node id is *shopping-return*.
- The from-outcome of the return node is a string created with the following formula:  
"/" + *flowId* + "-return".

For each directory packaged flow definition, the runtime must synthesize an instance of *jakarta.faces.flow.Flow* that represents the union of the flow definition from the *</flowName>/</flowName>-flow.xml* file for that directory, and any of the preceding naming conventions, with precedence being given to the *-flow.xml* file. Such *Flow* instances must be added to the *FlowHandler* before the *PostConstructApplicationEvent* is published.

[P1-end]

#### 11.4.4. Application Shutdown Behavior

When the Jakarta Faces runtime is directed to shutdown by its container, the following actions must be taken.[p1-start-application-shutdown]

1. Ensure that calls to *FacesContext.getCurrentInstance()* that happen during application shutdown return successfully, as specified in the Javadocs for that method.
2. Publish the *jakarta.faces.event.PreDestroyApplicationEvent*.
3. Call *FactoryFinder.releaseFactories()*.

[p1-end]

#### 11.4.5. Application Configuration Resource Format

Application configuration resources that are written to run on Jakarta Faces 3.0 must include the following schema declaration and must conform to the schema shown in [Appendix A - JSF Metadata](#)

```
<faces-config
  xmlns="http://xmlns.jcp.org/xml/ns/javaee"
  xmlns:xsi="http://www.w3.org/2001/XMLSchema-instance"
  xsi:schemaLocation="http://xmlns.jcp.org/xml/ns/javaee
    http://xmlns.jcp.org/xml/ns/javaee/web-facesconfig_3_0.xsd"
  version="2.3">
```

Application configuration resources that are written to run on pre-Jakarta Faces JSF 2.3 must include the following schema declaration and must conform to the schema shown in [Appendix A - JSF Metadata](#)

```
<faces-config
  xmlns="http://xmlns.jcp.org/xml/ns/javaee"
  xmlns:xsi="http://www.w3.org/2001/XMLSchema-instance"
  xsi:schemaLocation="http://xmlns.jcp.org/xml/ns/javaee
    http://xmlns.jcp.org/xml/ns/javaee/web-facesconfig_2_3.xsd"
  version="2.3">
```

[P1-start-schema]Application configuration resources that are written to run on pre-Jakarta Faces JSF 2.2 must include the following schema declaration and must conform to the schema shown in [Appendix A - JSF Metadata](#):

```
<faces-config
  xmlns="http://xmlns.jcp.org/xml/ns/javaee"
  xmlns:xsi="http://www.w3.org/2001/XMLSchema-instance"
  xsi:schemaLocation="http://xmlns.jcp.org/xml/ns/javaee
    http://xmlns.jcp.org/xml/ns/javaee/web-facesconfig_2_2.xsd"
  version="2.2">
```

Note that the “hostname” of the *xmlns* and *xsi:schemaLocation* attributes has changed from “java.sun.com” to “xmlns.jcp.org”. The “xmlns.jcp.org” hostname must be used when using *version*= “2.2” and *web-facesconfig\_2\_2.xsd*. It is not valid to use this hostname with versions prior to 2.2. Likewise, it is not valid to use the “java.sun.com” hostname when using *version*= “2.2” and *web-facesconfig\_2\_2.xsd*.

Application configuration resources that are written to run on pre-Jakarta Faces JSF 2.1 must include the following schema declaration:

```
<faces-config
  xmlns="http://java.sun.com/xml/ns/javaee"
  xmlns:xsi="http://www.w3.org/2001/XMLSchema-instance"
  xsi:schemaLocation="http://java.sun.com/xml/ns/javaee
    http://java.sun.com/xml/ns/javaee/web-facesconfig_2_1.xsd"
  version="2.1">
```

Application configuration resources that are written to run on pre-Jakarta Faces JSF 2.0 must include the following schema declaration:

```
<faces-config
  xmlns="http://java.sun.com/xml/ns/javaee"
  xmlns:xsi="http://www.w3.org/2001/XMLSchema-instance"
  xsi:schemaLocation="http://java.sun.com/xml/ns/javaee
    http://java.sun.com/xml/ns/javaee/web-facesconfig_2_0.xsd"
  version="2.0">
```

Application configuration resources that are written to run on pre-Jakarta Faces JSF 1.2 Application configuration resources must include the following schema declaration and must conform to the schema referenced in the schemalocation URI shown below:

```
<faces-config version="1.2"
  xmlns="http://java.sun.com/xml/ns/javaee"
  xmlns:xsi="http://www.w3.org/2001/XMLSchema-instance"
  xsi:schemaLocation="http://java.sun.com/xml/ns/javaee
    http://java.sun.com/xml/ns/javaee/web-facesconfig_1_2.xsd">
```

Application configuration resources that are written to run on pre-Jakarta Faces JSF 1.1 implementations must use the DTD declaration and include the following DOCTYPE declaration:

```
<!DOCTYPE faces-config PUBLIC
  "-//Sun Microsystems, Inc.//DTD JavaServer Faces Config 1.1//EN"
  "http://java.sun.com/dtd/web-facesconfig_1_1.dtd">
```

Application configuration resources that are written to run on pre-Jakarta Faces JSF 1.0 implementations must use the DTD declaration for the 1.0 DTD contained in the binary download of the JSF reference implementation. They must also use the following DOCTYPE declaration:[P1-end]

```
<!DOCTYPE faces-config PUBLIC
  "-//Sun Microsystems, Inc.//DTD JavaServer Faces Config 1.0//EN"
  "http://java.sun.com/dtd/web-facesconfig_1_0.dtd">
```

### 11.4.6. Configuration Impact on Jakarta Faces Runtime

```
<!DOCTYPE faces-config PUBLIC
  "-//Sun Microsystems, Inc.//DTD JavaServer Faces Config 1.1//EN"
  "http://java.sun.com/dtd/web-facesconfig_1_1.dtd">
```

The following XML elements<sup>19</sup> in application configuration resources cause registration of Jakarta Faces objects into the corresponding factories or properties. It is an error if the value of any of these elements cannot be correctly parsed, loaded, set, or otherwise used by the implementation.

- `/faces-config/component`— Create or replace a component type / component class pair with the *Application* instance for this web application.
- `/faces-config/converter`— Create or replace a converter id / converter class or target class / converter class pair with the *Application* instance for this web application.
- `/faces-config/render-kit`— Create and register a new *RenderKit* instance with the *RenderKitFactory*, if one does not already exist for the specified *render-kit-id*.
- `/faces-config/render-kit/renderer`— Create or replace a component family + renderer id / renderer class pair with the *RenderKit* associated with the render-kit element we are nested in.
- `/faces-config/validator`— Create or replace a validator id / validator class pair with the *Application* instance for this web application.

For components, converters, and validators, it is legal to replace the implementation class that is provided (by the Jakarta Faces implementation) by default. This is accomplished by specifying the standard value for the `<component-type>`, `<converter-id>`, or `<validator-id>` that you wish to replace, and specifying your implementation class. To avoid class cast exceptions, the replacement implementation class must be a subclass of the standard class being replaced. For example, if you declare a custom *Converter* implementation class for the standard converter identifier `jakarta.faces.Integer`, then your replacement class must be a subclass of `jakarta.faces.convert.IntegerConverter`.

For replacement *Renderers*, your implementation class must extend `jakarta.faces.render.Renderer`. However, to avoid unexpected behavior, your implementation should recognize all of the render-dependent attributes supported by the *Renderer* class you are replacing, and provide equivalent decode and encode behavior.

The following XML elements cause the replacement of the default implementation class for the corresponding functionality, provided by the Jakarta Faces implementation. See [Delegating Implementation Support](#) for more information about the classes referenced by these elements:

- `/faces-config/application/action-listener`— Replace the default *ActionListener* used to process *ActionEvent* events with an instance with the class specified. The contents of this element must be a fully qualified Java class name that, when instantiated, is an *ActionListener*.
- `/faces-config/application/navigation-handler`— Replace the default *NavigationHandler* instance with the one specified. The contents of this element must be a fully qualified Java class name that, when instantiated, is a *NavigationHandler*.
- `/faces-config/application/property-resolver`— Replace the default *PropertyResolver* instance with the one specified. The contents of this element must be a fully qualified Java class name that, when instantiated, is a *PropertyResolver*.
- `/faces-config/application/resource-handler`— Replace the default *ResourceHandler* instance with the one specified. The contents of this element must be a fully qualified Java class name that, when instantiated, is a *ResourceHandler*.
- `/faces-config/application/search-expression-handler`— This element contains the fully qualified

class name of the concrete *jakarta.faces.component.search.SearchExpressionHandler* implementation class that will be used for processing of a search expression.

- */faces-config/application/search-keyword-resolver* — This element contains the fully qualified class name of the concrete *jakarta.faces.component.search.SearchKeywordResolver* implementation class that will be used during the processing of a search expression keyword.
- */faces-config/application/state-manager* — Replace the default *StateManager* instance with the one specified. The contents of this element must be a fully qualified Java class name that, when instantiated, is a *StateManager*.
- */faces-config/application/system-event-listener* — Instantiate a new instance of the class specified as the content within a nested *system-event-listener-class* element, which must implement *SystemEventListener*. This instance is referred to as *systemEventListener* for discussion. If a *system-event-class* is specified as a nested element within *system-event-listener*, it must be a class that extends *SystemEvent* and has a public zero-arguments constructor. The *Class* object for *system-event-class* is obtained and is referred to as *systemEventClass* for discussion. If *system-event-class* is not specified, *SystemEvent.class* must be used as the value of *systemEventClass*. If *source-class* is specified as a nested element within *system-event-listener*, it must be a fully qualified class name. The *Class* object for *source-class* is obtained and is referred to as *sourceClass* for discussion. If *source-class* is not specified, let *sourceClass* be *null*. Obtain a reference to the *Application* instance and call *subscribeForEvent( facesEventClass , sourceClass , systemEventListener )*, passing the arguments as assigned in the discussion.
- */faces-config/application/variable-resolver* — Replace the default *VariableResolver* instance with the one specified. The contents of this element must be a fully qualified Java class name that, when instantiated, is a *VariableResolver*.
- */faces-config/application/view-handler* — Replace the default *ViewHandler* instance with the one specified. The contents of this element must be a fully qualified Java class name that, when instantiated, is a *ViewHandler*.

The following XML elements cause the replacement of the default implementation class for the corresponding functionality, provided by the Jakarta Faces implementation. Each of the referenced classes must have a public zero-arguments constructor:

- */faces-config/factory/application-factory* — Replace the default *ApplicationFactory* instance with the one specified. The contents of this element must be a fully qualified Java class name that, when instantiated, is an *ApplicationFactory*.
- */faces-config/factory/client-window-factory* — Replace the default *ClientWindowFactory* instance with the one specified. The contents of this element must be a fully qualified Java class name that, when instantiated, is a *ClientWindowFactory*.
- */faces-config/factory/exception-handler-factory* — Replace the default *ExceptionHandlerFactory* instance with the one specified. The contents of this element must be a fully qualified Java class name that, when instantiated, is a *ExceptionHandlerFactory*.
- */faces-config/factory/faces-context-factory* — Replace the default *FacesContextFactory* instance with the one specified. The contents of this element must be a fully qualified Java class name that, when



instantiated, is a *FacesContextFactory*.

- */faces-config/factory/flash-factory*—Replace the default *FlashFactory* instance with the one specified. The contents of this element must be a fully qualified Java class name that, when instantiated, is a *FlashFactory*.
- */faces-config/factory/flow-handler-factory*—Replace the default *FlowHandlerFactory* instance with the one specified. The contents of this element must be a fully qualified Java class name that, when instantiated, is a *FlowHandlerFactory*.
- */faces-config/factory/lifecycle-factory*—Replace the default *LifecycleFactory* instance with the one specified. The contents of this element must be a fully qualified Java class name that, when instantiated, is a *LifecycleFactory*.
- */faces-config/factory/render-kit-factory*—Replace the default *RenderKitFactory* instance with the one specified. The contents of this element must be a fully qualified Java class name that, when instantiated, is a *RenderKitFactory*.
- */faces-config/factory/search-expression-context-kit-factory*—This element contains the fully qualified class name of the concrete *SearchExpressionContextFactory* implementation class that will be called when *FactoryFinder.getFactory(SEARCH\_EXPRESSION\_CONTEXT\_FACTORY)* is called.
- */faces-config/factory/view-declaration-language-factory*—Replace the default *ViewDeclarationLanguageFactory* instance with the one specified. The contents of this element must be a fully qualified Java class name that, when instantiated, is a *ViewDeclarationLanguageFactory*.

The following XML elements cause the addition of event listeners to standard Jakarta Faces implementation objects, as follows. Each of the referenced classes must have a public zero-arguments constructor.

- */faces-config/lifecycle/phase-listener*—Instantiate a new instance of the specified class, which must implement *PhaseListener*, and register it with the *Lifecycle* instance for the current web application.

In addition, the following XML elements influence the runtime behavior of the Jakarta Faces implementation, even though they do not cause registration of objects that are visible to a Jakarta Faces-based application.

- */faces-config/managed-bean*—Make the characteristics of a managed bean with the specified *managed-bean-name* available to the default *VariableResolver* implementation.
- */faces-config/navigation-rule*—Make the characteristics of a navigation rule available to the default *NavigationHandler* implementation.

### 11.4.7. Delegating Implementation Support

[P1-decoratable\_artifacts]The runtime must support the decorator design pattern as specified below for the following artifacts.

- *ActionListener*
- *ApplicationFactory*
- *ExceptionHandlerFactory*
- *FacesContextFactory*
- *FlashFactory*
- *FlowHandlerFactory*
- *LifecycleFactory*
- *NavigationHandler*
- *PartialViewContext*
- *PropertyResolver*
- *RenderKit*
- *RenderKitFactory*
- *ResourceHandler*
- *ResourceResolver*
- *StateManager*
- *TagHandlerDelegateFactory*
- *VariableResolver*
- *ViewHandler*
- *ViewDeclarationLanguage*
- *VisitContextFactory*

[P1\_end\_decoratable\_artifacts]For all of these artifacts, the decorator design pattern is leveraged, so that if one provides a constructor that takes a single argument of the appropriate type, the custom implementation receives a reference to the implementation that was previously fulfilling the role. In this way, the custom implementation is able to override just a subset of the functionality (or provide only some additional functionality) and delegate the rest to the existing implementation.

The implementation must also support decoration of a *RenderKit* instance. At the point in time of when the `<render-kit>` element is processed in an application configuration resources, if the current *RenderKitFactory* already has a *RenderKit* instance for the `<render-kit-id>` within the `<render-kit>` element, and the Class whose fully qualified java class name is given as the value of the `<render-kit-class>` element within the `<render-kit>` element has a constructor that takes an *RenderKit* instance, the existing *RenderKit* for that `<render-kit-id>` must be passed to that constructor, and the *RenderKit* resulting from the executing of that constructor must be passed to *RenderKitFactory.addRenderKit()*.

For example, say you wanted to provide a custom *ViewHandler* that was the same as the default one, but provided a different implementation of the *calculateLocale()* method. Consider this code excerpt from a custom *ViewHandler* :

```

public class MyViewHandler extends ViewHandler {

    public MyViewHandler() { }

    public MyViewHandler(ViewHandler handler) {
        super();
        oldViewHandler = handler;
    }

    private ViewHandler oldViewHandler = null;

    // Delegate the renderView() method to the old handler
    public void renderView(FacesContext context, UIViewRoot view)
        throws IOException, FacesException {
        oldViewHandler.renderView(context, view);
    }

    // Delegate other methods in the same manner

    // Overridden version of calculateLocale()
    public Locale calculateLocale(FacesContext context) {
        Locale locale = ... // Custom calculation
        return locale;
    }
}

```

The second constructor will get called as the application is initially configured by the Jakarta Faces implementation, and the previously registered *ViewHandler* will get passed to it.

In pre-Jakarta Faces JSF 1.2, we added new wrapper classes to make it easier to override a subset of the total methods of the class and delegate the rest to the previous instance. We provide wrappers for *jakarta.faces.application.ViewHandler*, *jakarta.faces.application.StateManager*, and *jakarta.faces.context.ResponseWriter*. For example, you could have a *faces-config.xml* file that contains the following:

```

<application>
  <view-handler>com.foo.NewViewHandler</view-handler>
  <state-manager>com.foo.NewStateManager</state-manager>
</application>

```

Where your implementations for these classes are simply:

```

package com.foo;

import jakarta.faces.application.ViewHandler;
import jakarta.faces.application.ViewHandlerWrapper;

public class NewViewHandler extends ViewHandlerWrapper {
    private ViewHandler oldViewHandler = null;

    public NewViewHandler(ViewHandler oldViewHandler) {
        this.oldViewHandler = oldViewHandler;
    }

    public ViewHandler getWrapped() {
        return oldViewHandler;
    }
}

package com.foo;

import jakarta.faces.application.StateManager;
import jakarta.faces.application.StateManagerWrapper;

public class NewStateManager extends StateManagerWrapper {
    private StateManager oldStateManager = null;

    public NewStateManager(StateManager oldStateManager) {
        this.oldStateManager = oldStateManager;
    }

    public StateManager getWrapped() {
        return oldStateManager;
    }
}

```

This allows you to override as many or as few methods as you'd like.

### 11.4.8. Ordering of Artifacts

Because the specification allows the application configuration resources to be composed of multiple files, discovered and loaded from several different places in the application, the question of ordering must be addressed. This section specifies how application configuration resource authors may declare the ordering requirements of their artifacts.

[Application Startup Behavior](#) defines two concepts: *applicationConfigurationResources* and *applicationFacesConfig*. The former is an ordered list of all the application configuration resources except the one at “*WEB-INF/faces-config.xml*”, and the latter is a list containing only the one at “*WEB-*

*INF/faces-config.xml*".

An application configuration resource may have a top level `<name>` element of type *javaee:java-identifierType*. [P1-facesConfigIdStart]If a `<name>` element is present, it must be considered for the ordering of decoratable artifacts (unless the *duplicate name exception* applies, as described below).

Two cases must be considered to allow application configuration resources to express their ordering preferences.

1. Absolute ordering: an `<absolute-ordering>` element in the *applicationFacesConfig*

In this case, ordering preferences that would have been handled by case 2 below must be ignored.

Any `<name>` element direct children of the `<absolute-ordering>` must be interpreted as indicating the absolute ordering in which those named application configuration resources, which may or may not be present in *applicationConfigurationResources*, must be processed.

The `<absolute-ordering>` element may contain zero or one `<others />` elements. The required action for this element is described below. If the `<absolute-ordering>` element does not contain an `<others />` element, any application configuration resources not specifically mentioned within `<name />` elements must be ignored.

*Duplicate name exception* : if, when traversing the children of `<absolute-ordering>` , multiple children with the same `<name>` element are encountered, only the first such occurrence must be considered.

If an `<ordering>` element appears in the *applicationFacesConfig*, an informative message must be logged and the element must be ignored.

2. Relative ordering: an `<ordering>` element within a file in the *applicationConfigurationResources*

An entry in *applicationConfigurationResources* may have an `<ordering>` element. If so, this element must contain zero or one `<before>` elements and zero or one `<after>` elements. The meaning of these elements is explained below.

*Duplicate name exception* : if, when traversing the constituent members of *applicationConfigurationResources*, multiple members with the same `<name>` element are encountered, the application must log an informative error message including information to help fix the problem, and must fail to deploy. For example, one way to fix this problem is for the user to use absolute ordering, in which case relative ordering is ignored.

If an `<absolute-ordering>` element appears in an entry in *applicationConfigurationResources*, an informative message must be logged and the element must be ignored.

Consider this abbreviated but illustrative example. *faces-configA*, *faces-configB* and *faces-configC* are found in *applicationConfigurationResources*, while *my-faces-config* is the *applicationFacesConfig*. The principles that explain the ordering result follow the example code.

faces-configA:.

```
<faces-config>
  <name>A</name>
  <ordering><after><name>B</name></after></ordering>
  <application>
    <view-handler>com.a.ViewHandlerImpl</view-handler>
  </application>
  <lifecycle>
    <phase-listener>com.a.PhaseListenerImpl</phase-listener>
  </lifecycle>
</faces-config>
```

faces-configB:.

```
<faces-config>
  <name>B</name>
  <application>
    <view-handler>com.b.ViewHandlerImpl</view-handler>
  </application>
  <lifecycle>
    <phase-listener>com.b.PhaseListenerImpl</phase-listener>
  </lifecycle>
</faces-config>
```

faces-configC:.

```
<faces-config>
  <name>C</name>
  <ordering><before><others/></before></ordering>
  <application>
    <view-handler>com.c.ViewHandlerImpl</view-handler>
  </application>
  <lifecycle>
    <phase-listener>com.c.PhaseListenerImpl</phase-listener>
  </lifecycle>
</faces-config>
```

my-faces-config:.

```

<faces-config>
  <name>my</name>
  <application>
    <view-handler>com.my.ViewHandlerImpl</view-handler>
  </application>
  <lifecycle>
    <phase-listener>com.my.PhaseListenerImpl</phase-listener>
  </lifecycle>
</faces-config>

```

In this example, the processing order for the *applicationConfigurationResources* and *applicationFacesConfig* will be.

```

Implementation Specific Config
C
B
A
my

```

The preceding example illustrates some, but not all, of the following principles.[P1-start-decoratableOrdering]

- *<before>* means the document must be ordered before the document with the name matching the name specified within the nested *<name>* element.
- *<after>* means the document must be ordered after the document with the name matching the name specified within the nested *<name>* element.
- There is a special element *<others />* which may be included zero or one time within the *<before>* or *<after>* elements, or zero or one time directly within the *<absolute-ordering>* elements. The *<others />* element must be handled as follows.
- The *<others />* element represents a set of application configuration resources. This set is described as the set of all application configuration resources discovered in the application, minus the one being currently processed, minus the application configuration resources mentioned by name in the *<ordering/>* section. If this set is the empty set, at the time the application configuration resources are being processed, the *<others />* element must be ignored.
  - If the *<before>* element contains a nested *<others />*, the document will be moved to the beginning of the list of sorted documents. If there are multiple documents stating *<before>* *<others />*, they will all be at the beginning of the list of sorted documents, but the ordering within the group of such documents is unspecified.
  - If the *<after>* element contains a nested *<others />*, the document will be moved to the end of the list of sorted documents. If there are multiple documents requiring *<after>* *<others />*, they will all be at the end of the list of sorted documents, but the ordering within the group of such documents is unspecified.

- Within a `<before>` or `<after>` element, if an `<others />` element is present, but is not the only `<name>` element within its parent element, the other elements within that parent must be considered in the ordering process.
- If the `<others />` element appears directly within the `<absolute-ordering>` element, the runtime must ensure that any application configuration resources in `applicationConfigurationResources` not explicitly named in the `<absolute-ordering>` section are included at that point in the processing order.
- If a faces-config file does not have an `<ordering>` or `<absolute-ordering>` element the artifacts are assumed to not have any ordering dependency.
- If the runtime discovers circular references, an informative message must be logged, and the application must fail to deploy. Again, one course of action the user may take is to use absolute ordering in the `applicationFacesConfig`.

The previous example can be extended to illustrate the case when `applicationFacesConfig` contains an ordering section.

my-faces-config:

```
<faces-config>
  <name>my</name>
  <absolute-ordering>
    <name>C</name>
    <name>A</name>
  </absolute-ordering>
  <application>
    <view-handler>com.my.ViewHandlerImpl</view-handler>
  </application>
  <lifecycle>
    <phase-listener>com.my.PhaseListenerImpl</phase-listener>
  </lifecycle>
</faces-config>
```

In this example, the constructor decorator ordering for `ViewHandler` would be C, A, my.

Some additional example scenarios are included below. All of these apply to the `applicationConfigurationResources` relative ordering case, not to the `applicationFacesConfig` absolute ordering case.



```
Document A - <after><others/><name>C</name></after>
Document B - <before><others/></before>
Document C - <after><others/></after>
Document D - no ordering
Document E - no ordering
Document F - <before><others/><name>B</name></before>
```

The valid parse order is F, B, D/E, C, A, where D/E may appear as D, E or E, D

```
Document <no id> - <after><others/></after>
                  <before><name>C</name></before>
Document B - <before><others/></before>
Document C - no ordering
Document D - <after><others/></after>
Document E - <before><others/></before>
Document F - no ordering
```

The complete list of parse order solutions for the above example is

```
B,E,F,<no id>,C,D
B,E,F,<no_id>,D,C
E,B,F,<no id>,C,D
E,B,F,<no_id>,D,C
B,E,F,D,<no id>,C
E,B,F,D,<no id>,C
```

```
Document A - <after><name>B</name></after>
Document B - no ordering
Document C - <before><others/></before>
Document D - no ordering
```

Resulting parse order: C, B, D, A. The parse order could also be: C, D, B, A.

[P1-endDecoratableOrdering]

### 11.4.9. Example Application Configuration Resource

The following example application resource file defines a custom *UIComponent* of type *Date*, plus a number of *Renderers* that know how to decode and encode such a component:

```

<?xml version="1.0"?>

<faces-config version="1.2"
  xmlns="http://java.sun.com/xml/ns/javaee"
  xmlns:xsi="http://www.w3.org/2001/XMLSchema-instance"
  xsi:schemaLocation="http://java.sun.com/xml/ns/javaee
    http://java.sun.com/xml/ns/javaee/web-facesconfig_1_2.xsd">

  <!-- Define our custom component -->
  <component>
    <description>
      A custom component for rendering
      user-selectable dates in various formats.
    </description>
    <display-name>My Custom Date</display-name>
    <component-type>Date</component-type>
    <component-class>
      com.example.components.DateComponent
    </component-class>
  </component>

  <!-- Define two renderers that know how to deal with dates -->
  <render-kit>
    <!-- No render-kit-id, so add them to default RenderKit -->
    <renderer>
      <display-name>Calendar Widget</display-name>
      <component-family>MyComponent</component-family>
      <renderer-type>MyCalendar</renderer-type>
      <renderer-class>
        com.example.renderers.MyCalendarRenderer
      </renderer-class>
    </renderer>

    <renderer>
      <display-name>Month/Day/Year</display-name>
      <renderer-type>MonthDayYear</renderer-type>
      <renderer-class>
        com.example.renderers.MonthDayYearRenderer
      </renderer-class>
    </renderer>
  </render-kit>
</faces-config>

```

Additional examples of configuration elements that might be found in application configuration resources are in [Managed Bean Configuration Example](#) and [Example NavigationHandler Configuration](#).

## 11.5. Annotations that correspond to and may take the place of entries in the Application Configuration Resources

An implementation must support several annotation types that take may take the place of entries in the Application Configuration Resources. The implementation requirements are specified in this section.

### 11.5.1. Requirements for scanning of classes for annotations

- [P1\_start-annotation-discovery]If the `<faces-config>` element in the `WEB-INF/faces-config.xml` file contains `metadata-complete` attribute whose value is “`true`”, the implementation must not perform annotation scanning on any classes except for those classes provided by the implementation itself. Otherwise, continue as follows.
- If the runtime discovers a conflict between an entry in the Application Configuration Resources and an annotation, the entry in the Application Configuration Resources takes precedence.
- All classes in `WEB-INF/classes` must be scanned.
- For every jar in the application’s `WEB-INF/lib` directory, if the jar contains a “`META-INF/faces-config.xml`” file or a file that matches the regular expression “`.*|.faces-config.xml`” (even an empty one), all classes in that jar must be scanned.[P1\_end-annotation-discovery]

# Chapter 12. Lifecycle Management

In [Request Processing Lifecycle](#), the required functionality of each phase of the request processing lifecycle was described. This chapter describes the standard APIs used by Jakarta Faces implementations to manage and execute the lifecycle. Each of these classes and interfaces is part of the *jakarta.faces.lifecycle* package.

Page authors, component writers, and application developers, in general, will not need to be aware of the lifecycle management APIs—they are primarily of interest to tool providers and Jakarta Faces implementors.

## 12.1. Lifecycle

Upon receipt of each Jakarta Faces-destined request to this web application, the Jakarta Faces implementation must acquire a reference to the *Lifecycle* instance for this web application, and call its *execute()* and *render()* methods to perform the request processing lifecycle. The *Lifecycle* instance invokes appropriate processing logic to implement the required functionality for each phase of the request processing lifecycle, as described in [Standard Request Processing Lifecycle Phases](#).

```
public void execute(FacesContext context) throws FacesException;
public void render(FacesContext context) throws FacesException;
```

The *execute()* method performs phases up to, but not including, the *Render Response* phase. The *render()* method performs the *Render Response* phase. This division of responsibility makes it easy to support Jakarta Server Faces processing in a portlet-based environment.

As each phase is processed, registered *PhaseListener* instances are also notified. The general processing for each phase is as follows:

- From the set of registered *PhaseListener* instances, select the relevant ones for the current phase, where “relevant” means that calling *getPhaseId()* on the *PhaseListener* instance returns the phase identifier of the current phase, or the special value *PhaseId.ANY\_PHASE*.
- Call the *beforePhase()* method of each relevant listener, in the order that the listeners were registered.
- If no called listener called the *FacesContext.renderResponse()* or *FacesContext.responseComplete()* method, execute the functionality required for the current phase.
- Call the *afterPhase()* method of each relevant listener, in the reverse of the order that the listeners were registered.
- If the *FacesContext.responseComplete()* method has been called during the processing of the current request, or we have just completed the *Render Response* phase, perform no further phases of the request processing lifecycle.
- If the *FacesContext.renderResponse()* method has been called during the processing of the current

request, and we have not yet executed the *Render Response* phase of the request processing lifecycle, ensure that the next executed phase will be *Render Response*

```
public void addPhaseListener(PhaseListener listener);
public void removePhaseListener(PhaseListener listener);
```

These methods register or deregister a *PhaseListener* that wishes to be notified before and after the processing of each standard phase of the request processing lifecycle. Implementations should prevent duplicate *PhaseListener* registrations and log an exception if an attempt is made. The webapp author can declare a *PhaseListener* to be added using the *phase-listener* element of the application configuration resources file. Please see [PhaseListener](#).

## 12.2. PhaseEvent

This class represents the beginning or ending of processing for a particular phase of the request processing lifecycle, for the request encapsulated by the *FacesContext* instance passed to our constructor.

```
public PhaseEvent(FacesContext context,
                 PhaseId phaseId, Lifecycle lifecycle);
```

Construct a new *PhaseEvent* representing the execution of the specified phase of the request processing lifecycle, on the request encapsulated by the specified *FacesContext* instance. The *Lifecycle* instance must be the lifecycle used by the current *FacesServlet* that is processing the request. It will serve as the *source* of the *java.util.EventObject* from which *PhaseEvent* inherits.

```
public FacesContext getFacesContext();
public PhaseId getPhaseId();
```

Return the properties of this event instance. The specified *FacesContext* instance will also be returned if *getSource()* (inherited from the base *EventObject* class) is called.

## 12.3. PhaseListener

This interface must be implemented by objects that wish to be notified before and after the processing for a particular phase of the request processing lifecycle, on a particular request. Implementations of *PhaseListener* must be programmed in a thread-safe manner.

```
public PhaseId getPhaseId();
```

The *PhaseListener* instance indicates for which phase of the request processing lifecycle this listener

wishes to be notified. If *PhaseId.ANY\_PHASE* is returned, this listener will be notified for all standard phases of the request processing lifecycle.

```
public void beforePhase(PhaseEvent event);
public void afterPhase(PhaseEvent event);
```

The *beforePhase()* method is called before the standard processing for a particular phase is performed, while the *afterPhase()* method is called after the standard processing has been completed. The Jakarta Faces implementation must guarantee that, if *beforePhase()* has been called on a particular instance, then *afterPhase()* will also be called, regardless of any Exceptions that may have been thrown during the actual execution of the lifecycle phase. For example, let's say there are three PhaseListeners attached to the lifecycle: *A*, *B*, and *C*, in that order. *A.beforePhase()* is called, and executes successfully. *B.beforePhase()* is called and throws an exception. [P1-start\_publishExceptionBefore] Any exceptions thrown during the *beforePhase()* listeners must be caught and published to the *ExceptionHandler*, as described below.[P1-end\_publishExceptionBefore] In this example, *C.beforePhase()* must not be called. Then the actual lifecycle phase executes. Any exceptions thrown during the execution of the actual phase, that reach the runtime code that implements the Jakarta Faces lifecycle phase, [P1-start\_publishExceptionDuring] must be caught and published to the *ExceptionHandler*, as described below.[P1-end\_publishExceptionDuring]. When the lifecycle phase exits, due to an exception or normal termination, the *afterPhase()* listeners must be called in reverse order from the *beforePhase()* listeners in the following manner. *C.afterPhase()* must not be called, since *C.beforePhase()* was not called. *B.afterPhase()* must not be called, since *B.beforePhase()* did not execute successfully. *A.afterPhase()* must be called. [P1-start\_publishExceptionAfter] Any exceptions thrown during the *afterPhase()* listeners must be caught and published to the *ExceptionHandler*, as described below.[P1-start\_publishExceptionAfter]

The previous paragraph detailed several cases where exceptions should be published to the *ExceptionHandler*. [P1-start\_publishExceptionSpec] The following action must be taken by the runtime to implement this requirement as well as an additional requirement to cause the *ExceptionHandler* to take action on the published *Exception(s)*. The specification is shown in pseudocode. This code does not implement the before/after matching guarantees specified above and is only intended to describe the specification for publishing and handling *ExceptionQueuedEvent* instances that arise from exceptions being thrown during the execution of a lifecycle phase. Methods shown in *thisTypeface()* are not a part of the API and are just included for discussion.

```

FacesContext facesContext = FacesContext.getCurrentInstance();
Application app = facesContext.getApplication();
ExceptionHandler handler = facesContext.getExceptionHandler();

try {
    callBeforePhaseListeners();
} catch (Throwable thrownException) {
    jakarta.faces.event.ExceptionEventContext eventContext =
        new ExceptionEventContext(
            thrownException, null, facesContext.getPhaseId());
    eventContext.getAttributes()
        .put(EventContext.IN_BEFORE_PHASE, Boolean.TRUE);
    app.publishEvent(ExceptionQueuedEvent.class, eventContext);
}

try {
    doCurrentPhase();
} catch (Throwable thrownException) {
    jakarta.faces.event.ExceptionEventContext eventContext =
        new ExceptionEventContext(
            thrownException, null, facesContext.getPhaseId());
    app.publishEvent(ExceptionQueuedEvent.class, eventContext);
} finally {
    try {
        callAfterPhaseListeners();
    } catch (Throwable thrownException) {
        jakarta.faces.event.ExceptionEventContext eventContext =
            new ExceptionEventContext(
                thrownException, null, facesContext.getPhaseId());
        eventContext.getAttributes()
            .put(EventContext.IN_AFTER_PHASE, Boolean.TRUE);
        app.publishEvent(ExceptionQueuedEvent.class, eventContext);
    }
    handler.handle();
}

```

body text.

[P1-end\_publishExceptionSpec]

*PhaseListener* implementations may affect the remainder of the request processing lifecycle in several ways, including:

- Calling *renderResponse()* on the *FacesContext* instance for the current request, which will cause control to transfer to the *Render Response* phase of the request processing lifecycle, once processing of the current phase is complete.

- Calling `responseComplete()` on the `FacesContext` instance for the current request, which causes processing of the request processing lifecycle to terminate once the current phase is complete.

## 12.4. LifecycleFactory

A single instance of `jakarta.faces.lifecycle.LifecycleFactory` must be made available to each Jakarta Faces-based web application running in a servlet or portlet container. The factory instance can be acquired by Jakarta Faces implementations or by application code, by executing:

```
LifecycleFactory factory = (LifecycleFactory)
    FactoryFinder.getFactory(FactoryFinder.LIFECYCLE_FACTORY);
```

The `LifecycleFactory` implementation class supports the following methods:

```
public void addLifecycle(String lifecycleId, Lifecycle lifecycle);
```

Register a new `Lifecycle` instance under the specified lifecycle identifier, and make it available via calls to the `getLifecycle` method for the remainder of the current web application's lifetime.

```
public Lifecycle getLifecycle(String lifecycleId);
```

The `LifecycleFactory` implementation class provides this method to create (if necessary) and return a `Lifecycle` instance. All requests for the same lifecycle identifier from within the same web application will return the same `Lifecycle` instance, which must be programmed in a thread-safe manner.

Every Jakarta Faces implementation must provide a `Lifecycle` instance for a default lifecycle identifier that is designated by the `String` constant `LifecycleFactory.DEFAULT_LIFECYCLE`. For advanced uses, a Jakarta Faces implementation may support additional lifecycle instances, named with unique lifecycle identifiers.

```
public Iterator<String> getLifecycleIds();
```

This method returns an iterator over the set of lifecycle identifiers supported by this factory. This set must include the value specified by `LifecycleFactory.DEFAULT_LIFECYCLE`.



# Chapter 13. Ajax Integration

This chapter of the specification describes how Ajax integrates with the Jakarta Faces framework to create dynamic web applications. This chapter describes the resources and JavaScript APIs that are used to expose the Ajax capabilities of Jakarta Faces to page authors and component authors. It also describes the necessary ingredients of a Jakarta Faces Ajax framework, namely, a resource delivery mechanism, partial tree traversal, partial page update.

## 13.1. JavaScript Resource

There must be a single JavaScript resource that exists with the resource identifier given by the value of the constant `jakarta.faces.application.ResourceHandler.JSF_SCRIPT_RESOURCE_NAME` and it must exist under the resource library given by the value of the constant `jakarta.faces.application.ResourceHandler.JSF_SCRIPT_LIBRARY_NAME`, following the conventions in [Resource Handling](#). This resource contains the JavaScript APIs that facilitate Ajax interaction with Jakarta Faces.

### 13.1.1. JavaScript Resource Loading

The JavaScript resource can become available to a Jakarta Faces application using a number of different approaches.

#### 13.1.1.1. The Annotation Approach

Component authors can specify that a custom component or renderer requires the Ajax resource with the use of the `ResourceDependency` annotation.

```
@ResourceDependency (name="jsf.js", library="jakarta.faces", target="head")
public class MyComponent extends UIOutput...
```

For more information on this approach refer to [Relocatable Resources](#) and [Resource Rendering Using Annotations](#).

#### 13.1.1.2. The Resource API Approach

Component authors can also specify that a custom component or renderer requires the JavaScript resource by using the resource APIs. For example, a component or renderer's `encode` method may contain:

```

Resource resource = context.getApplication().getResourceHandler()
    .createResource("jsf.js", "jakarta.faces");
...
writer.startElement("script", component);
writer.writeAttribute("type", "text/javascript", "type");
writer.writeAttribute("src",
    ((resource != null)? resource.getRequestPath(): "RES_NOT_FOUND"), "src");
writer.endElement("script");

```

Script resources are relocatable resources (see [Relocatable Resources](#)) which means you can control the rendering location for these resources by setting the “target” attribute on the resource component:

```

public class MyComponent extends UIOutput {
...
    getAttributes().put("target", "head");
...
}

```

This attribute must be set before the component is added to the view. The component or renderer must also implement the event processing method:

```

public void processEvent(SystemEvent event)
    throws AbortProcessingException {
    UIComponent component = (UIComponent) event.getSource();
    FacesContext context = FacesContext.getCurrentInstance();
    if (component.getAttributes().get("target") != null) {
        context.getViewRoot().addComponentResource(context, component);
    }
}

```

When the component is added to the view, an event will be published. This event handling method will add the component resource to one of the resource location facets under the view root so it will be in place before rendering.

### 13.1.1.3. The Page Declaration Language Approach

Page authors can make the Ajax resource available to the current view using the `outputScript` tag. For example:

```

<f:view contentType="text/html"/>
  <h:head>
    <meta...
    <title...
  </h:head>
  <h:body>
    ...
    <h:outputScript name="jsf.js" library="jakarta.faces" target="body"/>
    ...
  </h:body>
  ...

```

## 13.2. JavaScript Namespacing

JavaScript objects that are not enclosed within a namespace are global, which means they run the risk of interfering, overriding and/or clobbering previously defined JavaScript objects. This section defines the requirements for implementations intending to use the Jakarta Faces 2.0 JavaScript API.

[P1-start javascript namespace]Any implementation that intends to use the Jakarta Faces JavaScript API must define a top level JavaScript object name `jsf`, whose type is a JavaScript associative array. Within that top level JavaScript object, there must be a property named `ajax`.

```

if (jsf == null || typeof jsf == "undefined") {
  var jsf = new Object();
}
if (jsf.ajax == null || typeof jsf.ajax == "undefined") {
  jsf["ajax"] = new Object();
}

```

[P1-end]

## 13.3. Ajax Interaction

This section of the specification outlines the Ajax JavaScript APIs that are used to initiate client side interactions with the Jakarta Faces framework including partial tree traversal and partial page update. All of the functions in this JavaScript API will be exposed on a page scoped JavaScript object. Refer to [JavaScript API](#) for details about the individual API functions.

### 13.3.1. Sending an Ajax Request

The JavaScript function `jsf.ajax.request` is used to send information to the server to control partial view processing ([Partial View Processing](#)) and partial view rendering ([Partial View Rendering](#)). All requests using the `jsf.ajax.request` function will be made asynchronously to the server. Refer to [Initiating an](#)

## Ajax Request.

### 13.3.2. Ajax Request Queueing

[P1-start-ajaxrequest-queue] All Ajax requests must be put into a client side request queue before they are sent to the server to ensure Ajax requests are processed in the order they are sent. The request that has been waiting in the queue the longest is the next request to be sent. After a request is sent, the Ajax request callback function must remove the request from the queue (also known as dequeuing). If the request completed successfully, it must be removed from the queue. If there was an error, the client must be notified, but the request must still be removed from the queue so the next request can be sent. The next request (the oldest request in the queue) must be sent. Refer to the `jsf.ajax.request` JavaScript documentation for more specifics about the Ajax request queue.[P1-end]

### 13.3.3. Request Callback Function

The Ajax request callback function is called when the Ajax request/response interaction is complete. [P1-start-callback]This function must perform the following actions:

- If the return status is  $\geq 200$  and  $< 300$ , send a “complete” event following [Sending Events](#). Call `jsf.ajax.response` passing the Ajax request object (for example the XMLHttpRequest instance) and the request context (containing the source DOM element, onevent event function callback and onerror error function callback).
- If the return status is outside the range mentioned above, send a “complete” event following [Sending Events](#). Send an “httpError” error following [Signaling Errors](#).
- Regardless of whether the request completed successfully or not:
  - remove the completed requests (Ajax readystate 4) from the request queue (dequeue) - specifically the requests that have been on the queue the longest.
  - find the next oldest unprocessed (Ajax readystate 0) request on the queue, and send it. The implementation must ensure that the request that is sent does not enter the queue again.[P1-end]

Refer to [Receiving The Ajax Response](#). Also refer to the `jsf.ajax.request` JavaScript documentation for more specifics about the request callback function.

### 13.3.4. Receiving The Ajax Response

The `jsf.ajax.response` function is responsible for examining the markup that is returned from the server and updating the client side DOM. The Ajax request callback function should call this function when a request completes successfully. [P1-start-ajaxresponse]The implementation of `jsf.ajax.response` must handle the response as outlined in the JavaScript documentation for `jsf.ajax.response`. The elements in the response must be processed in the order they appear in the response.[P1-end]

### 13.3.5. Monitoring Events On The Client

JavaScript functions can be registered to be notified during various stages of the Ajax request/response cycle. Functions can be set up to monitor individual Ajax requests, and functions can also be set up to monitor all Ajax requests.

#### 13.3.5.1. Monitoring Events For An Ajax Request

There are two ways to monitor events for a single Ajax request by registering an event callback function:

- By using the `<f:ajax>` tag with the `onevent` attribute.
- By using the JavaScript API function `jsf.ajax.request` with `onevent` as an option.

Refer to [<f:ajax>](#) for details on the use of the `<f:ajax>` tag approach. Refer to [Initiating an Ajax Request](#) for details about using the `jsf.ajax.request` function approach. [P1-start-event-request]The implementation must ensure the JavaScript function that is registered for an Ajax request must be called in accordance with the events outlined in [Events](#). [P1-end]

#### 13.3.5.2. Monitoring Events For All Ajax Requests

The JavaScript API provides the `jsf.ajax.addOnEvent` function that can be used to register a JavaScript function that will be notified when any Ajax request/response event occurs. Refer to [Registering Callback Functions](#) for more details. The `jsf.ajax.addOnEvent` function accepts a JavaScript function argument that will be notified when events occur during any Ajax request/response event cycle. [P1-start-event] The implementation must ensure the JavaScript function that is registered must be called in accordance with the events outlined in [Events](#). [P1-end]

#### 13.3.5.3. Sending Events

[P1-start-event-send]The implementation must send events to the runtime as follows:

- Construct a data payload for events using the properties described in [Event Data Payload](#).
- If an event handler function was registered with the “onevent” attribute ([Monitoring Events For An Ajax Request](#)) call it passing the data payload.
- If any event handling functions were registered with the “addOnEvent” function ([Monitoring Events For All Ajax Requests](#)) call them passing the data payload. [P1-end]

### 13.3.6. Handling Errors On the Client

JavaScript functions can be registered to be notified when Ajax requests complete with error status codes from the server to give implementations a chance to handle the errors. Functions can be set up to handle errors from individual Ajax requests and functions can be setup to handle errors for all Ajax requests.

### 13.3.6.1. Handling Errors For An Ajax Request

There are two ways to handle errors for a single Ajax request by registering an error callback function:

- By using the `<f:ajax>` tag with the `onerror` attribute.
- By using the JavaScript API function `jsf.ajax.request` with `onerror` as an option.

Refer to [<f:ajax>](#) for details on the use of the `<f:ajax>` tag approach. Refer to [Initiating an Ajax Request](#) for details about using the `jsf.ajax.request` function approach. [P1-start-event-request]The implementation must ensure the JavaScript function that is registered for an Ajax request must be called in accordance when the request status code from the server is as outlined in [Errors](#). [P1-end]

### 13.3.6.2. Handling Errors For All Ajax Requests

The JavaScript API provides the `jsf.ajax.addOnError` function that can be used to register a JavaScript function that will be notified when an error occurs for any Ajax request/response. Refer to [Registering Callback Functions](#) for more details. The `jsf.ajax.addOnError` function accepts a JavaScript function argument that will be notified when errors occur during any Ajax request/response cycle. [P1-start-event] The implementation must ensure the JavaScript function that is registered must be called in accordance with the errors outlined in [Errors](#). [P1-end]

### 13.3.6.3. Signaling Errors

[P1-start-error-signal]The implementation must signal errors to the runtime as follows:

- Construct a data payload for errors using the properties described in [Error Data Payload](#).
- If an error handler function was registered with the “`onerror`” attribute ([Handling Errors For An Ajax Request](#)) call it passing the data payload.
- If any error handling functions were registered with the “`addOnError`” function ([Handling Errors For All Ajax Requests](#)) call them passing the data payload.
- If the project stage is “development” (see [Determining An Application’s Project Stage](#)) use JavaScript “`alert`” to signal the error(s). [P1-end]

## 13.3.7. Handling Errors On The Server

Jakarta Faces handles exceptions on the server as outlined in [ExceptionHandler](#). [P1-start-error-server]Jakarta Faces Ajax frameworks must ensure exception information is written to the response in the format:

```

<partial-response id="j_id1">
  <error>
    <error-name>...</error-name>
    <error-message>...</error-message>
  </error>
</partial-response>

```

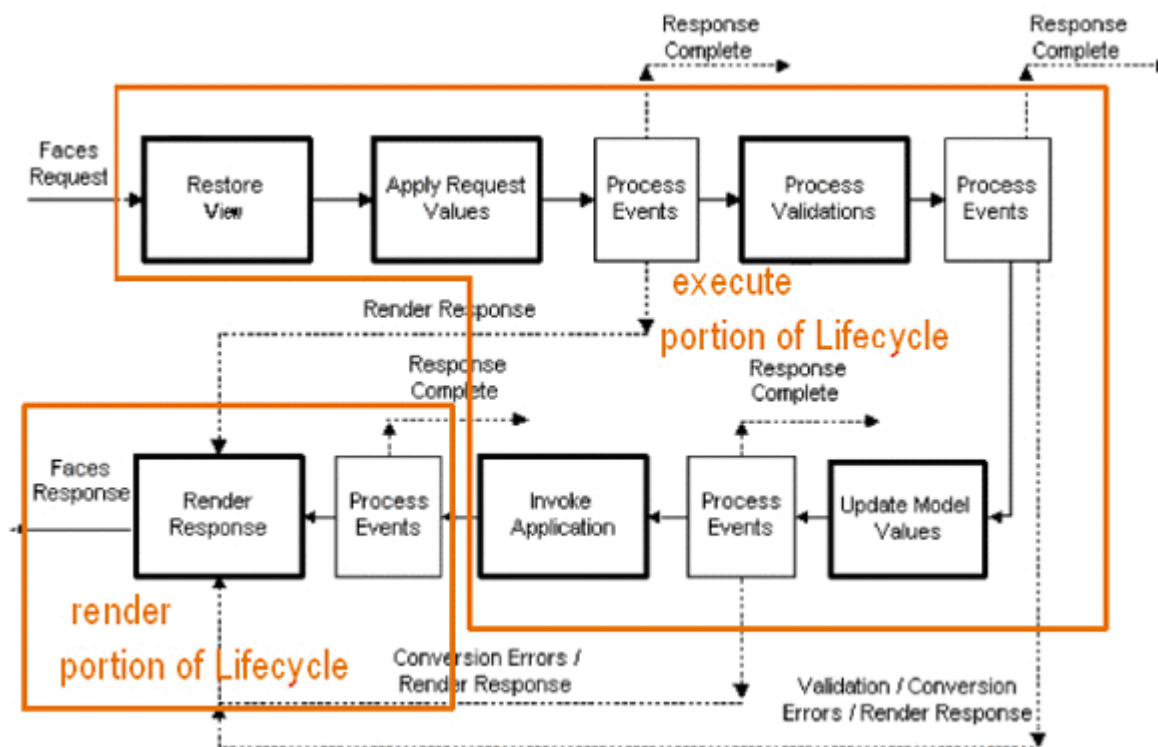
- Extract the “class” from the “Throwable” object and write that as the contents of error-name in the response.
- Extract the “cause” from the “Throwable” object if it is available and write that as the contents of error-message in the response. If “cause” is not available, write the string returned from “Throwable.getMessage()”.

Implementations must ensure that an ExceptionHandler suitable for writing exceptions to the partial response is installed if the current request required an Ajax response (PartialViewContext.isAjaxRequest() returns true).[P1-end]

Implementations may choose to include a specialized ExceptionHandler for Ajax that extends from jakarta.faces.context.ExceptionHandlerWrapper, and have the jakarta.faces.context.ExceptionHandlerFactory implementation install it if the environment requires it.

## 13.4. Partial View Traversal

The Jakarta Faces lifecycle, can be viewed as consisting of an execute phase and a render phase.



Partial traversal is the technique that can be used to “visit” one or more components in the view, potentially to have them pass through the “execute” and/or “render” phases of the request processing lifecycle. This is a key feature for JSF and Ajax frameworks and it allows selected components in the view to be processed and/or rendered. There are a variety of Jakarta Faces Ajax frameworks available, and they all perform some variation of partial traversal.

### 13.4.1. Partial Traversal Strategy

Frameworks use a partial traversal strategy to perform partial view processing and partial view rendering. This specification does not dictate the use of a specific partial traversal strategy. However, frameworks must implement their desired strategy by implementing the `PartialViewContext.processPartial` method. Refer to the JavaDocs for details about this method.

### 13.4.2. Partial View Processing

Partial view processing allows selected components to be processed through the “execute” portion of the lifecycle. Although the diagram in [Partial View Traversal](#) depicts the “execute” portion as encompassing everything except the “Render Response Phase”, for the purposes of an ajax request, the execute portion of the lifecycle is the “Apply Request Values Phase”, “Update Model Values Phase” and “Process Validations Phase”. Partial view processing on the server is triggered by a request from the client. The request does not have to be an Ajax request. The request contains special parameters that indicate the request is a partial execute request (not triggered by Ajax) or a partial execute request that was triggered using Ajax. The client also sends a set of client ids of the components that must be processed through the execute phase of the request processing lifecycle. Refer to [Sending an Ajax Request](#) about the request sending details. The `FacesContext` has methods for retrieving the `PartialViewContext` instance for the request. The `PartialViewContext` may also be retrieved by using the `PartialViewContextFactory` class. The XML schema allows for the definition of a `PartialViewContextFactory` using the “partial-view-context-factory” element. Refer to the partial response schema in the Javadoc section of the spec for more information on this element. The `PartialViewContext` has properties and methods that indicate the request is a partial request based on the values of these special request parameters. Refer to the JavaDocs for `jakarta.faces.context.PartialViewContext` and [Partial View Context](#) for the specifics of the `PartialViewContext` constants and methods that facilitate partial processing. [P1-start-partialExec]The `UIViewRoot` `processDecodes`, `processValidators` and `processUpdates` methods must determine if the request is a partial request using the `FacesContext.getCurrentInstance().getPartialViewContext().isPartialRequest()` method. If `FacesContext.getCurrentInstance().getPartialViewContext().isPartialRequest()` returns true, then the implementation of these methods must retrieve a `PartialViewContext` instance and invoke `PartialViewContext.processPartial`. Refer to [Apply Request Values](#), [Apply Request Values Partial Processing](#), [Process Validations](#), [Partial Validations Partial Processing](#), [Update Model Values](#), [Update Model Values Partial Processing](#). [P1-end]

### 13.4.3. Partial View Rendering

Partial view rendering on the server is triggered by a request from the client. It allows one or more



components in the view to perform the encoding process. The request contains special parameters that indicate the request is a partial render request. The client also sends a set of client ids of the components that must be processed by the render phase of the request processing lifecycle. Refer to [Sending an Ajax Request](#) about the request sending details. The `PartialViewContext` has methods that indicate the request is a partial request based on the values of these special request parameters. Refer to [Partial Processing Methods](#) for the specifics of the `FacesContext` constants and methods that facilitate partial processing. [P1-start-partialRender]The `UIViewRoot` `getRendersChildren` and `encodeChildren` methods must determine if the request is an Ajax request using the `FacesContext.getCurrentInstance().getPartialViewContext().isAjaxRequest()` method. If `PartialViewContext.isAjaxRequest()` returns true, then the `getRendersChildren` method must return true and the `encodeChildren` method must perform partial rendering using the `PartialViewContext.processPartial` implementation. Refer to the [JavaDocs](#) for `UIViewRoot.encodeChildren` for specific details.[P1-end]

### 13.4.4. Sending The Response to The Client

The Ajax response (also known as partial response) is formulated and sent to the client during the Render Response phase of the request processing lifecycle. The partial response consists of markup rendered by one or more components. The response should be in a common format so JavaScript clients can interpret the markup in a consistent way - an important requirement for component compatability. The agreed upon format and content type for the partial response is XML. This means there should be a `ResponseWriter` suitable for writing the response in XML. The `UIViewRoot.encodeChildren` method delegates to a partial traversal strategy. The partial traversal strategy implementation produces the partial response. The markup that is sent to the client must contain elements that the client can recognize. In addition to the markup produced by server side components, the response must contain “instructions” for the client to interpret, so the client will know, for example, that it is to add new markup to the client DOM, or update existing areas of the DOM. When the response is sent back to the client, it must contain the view state. [P1-start-sending-response]Implementations must adhere to the response format as specified in the JavaScript docs for `jsf.ajax.response`. [P1-end] Refer to the XML schema definition in the [XML Schema Definition for Composite Components](#) section. This XML schema is another important area for component library compatability.

#### 13.4.4.1. Writing The Partial Response

Jakarta Faces provides `jakarta.faces.context.PartialResponseWriter` to ensure the Ajax response that is written follows the standard format as specified in [XML Schema Definition for Composite Components](#). Implementations must take care to properly handle nested CDATA sections when writing the response. `PartialResponseWriter` decorates an existing `ResponseWriter` implementation by extending `jakarta.faces.context.ResponseWriterWrapper`. Refer to the `jakarta.faces.context.PartialResponseWriter` [JavaDocs](#), and the JavaScript documentation for the `jsf.ajax.response` function for more specifics.

# Chapter 14. JavaScript API

This chapter of the specification describes the JavaScript functions that are used to facilitate Ajax operations in a Jakarta Server Faces framework. All of these functions are contained in the canonical *jsf.js* file.

## 14.1. Collecting and Encoding View State

In Jakarta Server Faces the `jakarta.faces.ViewState` parameter was standardized to facilitate “postback” requests to the server in a Jakarta Faces application. Implementations must use this parameter to save the view state between requests. Refer to the Javadocs for `jakarta.faces.render.ResponseStateManager`.

Collecting and encoding view state that will be sent to the server is a common operation used by most Jakarta Server Faces Ajax frameworks. When a Jakarta Faces view is rendered, it will contain a hidden field with the identifier `jakarta.faces.ViewState` whose value contains the state for the current view. Jakarta Faces Ajax clients collect additional view state, combine it with the current view state and send it’s encoded form to the server.

```
jsf.getViewState(FORM_ELEMENT)
```

Collect and encode element data for the given `FORM_ELEMENT` and return it as the view state that will be sent to the server. `FORM_ELEMENT` is the identifier for a DOM form element. All input elements of type “hidden” should be included in the collection and encoding process.

- Encode the name and value for each input element of `FORM_ELEMENT`. Only select elements that have at least one of their options selected must be included. only checkbox elements that are checked must be included.
- Find the element identified as `jakarta.faces.ViewState` in the specified `FORM_ELEMENT` and encode the name and value.
- Return a concatenated String of the encoded input elements and `jakarta.faces.ViewState` element.

### 14.1.1. Use Case

Collect and Encode Elements Of a Form

```
var viewState = jsf.getViewState(form);
```

## 14.2. Initiating an Ajax Request

```
jsf.ajax.request(source, |event|, { |OPTIONS| });
```

The `jsf.ajax.request` function is responsible for sending an Ajax request to the server. [P1-start-ajaxrequest]The requirements for this function are as follows:

- The request must be sent asynchronously
- The request must be sent with method type POST
- The request URL will be the form action attribute
- All requests will be queued with the use of a client side request queue to help ensure request ordering

[P1-end]

### 14.2.1. Usage

Typically, this function is attached as a JavaScript event handler (such as “onclick”).

```
<ANY_HTML_OR_FACES_ELEMENT
  on|EVENT|="jsf.ajax.request(source, event, { |OPTIONS| });" />
```

The function arguments are as follows:

`source` is the DOM element that triggered this Ajax request. [P1-start-source]It must be a DOM element object or a string identifier for a DOM element. [P1-end]The `event` argument is the JavaScript event object. The optional `|OPTIONS|` argument is a JavaScript associative object array that may contain the following name/value pairs:

Table 22. request OPTIONS

Name	Value
<code>execute</code>	A space delimited list of client identifiers or one of the keywords ( <a href="#">Keywords</a> ). These reference the components that will be processed during the “execute” portion of the request processing lifecycle.
<code>render</code>	A space delimited list of client identifiers or one of the keywords ( <a href="#">Keywords</a> ). These reference the components that will be processed during the “render” portion of the request processing lifecycle.
<code>onevent</code>	A String that is the name of the JavaScript function to call when an event occurs.
<code>onerror</code>	A String that is the name of the JavaScript function to call when an error occurs.
<code>params</code>	An object that may include additional parameters to include in the request.

### 14.2.2. Keywords

The following keywords can be used for the value of the “execute” and “render” attributes:

Table 23. Execute / Render Keywords

Keyword	Description
@all	All component identifiers
@none	No identifiers
@this	The element that triggered the request
@form	The enclosing form

### 14.2.3. Default Values

Values for the execute and render attributes are not required. When using the JavaScript API, the default values for execute is @this. The default value for render is @none.

```
<h:commandButton id="button1" value="submit"
  onclick="jsf.ajax.request(this,event);" />
```

is the same as:

```
<h:commandButton id="button1" value="submit">
  onclick="jsf.ajax.request(this, event,
    {execute:'@this', render:'@this'});" />
```

```
<h:commandButton id="button1" value="submit"
  onclick="jsf.ajax.request(this,event, {execute:'@this'});" />
```

is the same as:

```
<h:commandButton id="button1" value="submit">
  onclick="jsf.ajax.request(this,event, {execute:'button1'});" />
```

Refer to [<f:ajax>](#) for the default values for the execute and render attributes when they are used with the core “<f:ajax>” tag.

### 14.2.4. Request Sending Specifics

The mechanics of sending an Ajax request becomes very important to promote component compatibility. Even more important, is standardizing on the post data that is sent to server implementations, so they all can expect the same arguments. [P1-start-ajaxrequest-send]The request header must be set with the name Faces-Request and the value partial/ajax. Specifics of formulating post data and sending the request must be followed as outlined in the JavaScript documentation for the jsf.ajax.request function. The post data arguments that must be sent are:

Name	Value
jakarta.faces.ViewState	The value of the jakarta.faces.ViewState hidden field. This is included when using the jsf.getViewState function.
jakarta.faces.partial.ajax	true
jakarta.faces.source	The identifier of the element that is the source of this request

[P1-end]

### 14.2.5. Use Case

```
<h:commandbutton id="submit" value="submit"
  onclick="jsf.ajax.request(this, event,
    {execute:'submit',render:'outtext'}); return false;" />
```

This use case assumes there is another component in the view with the identifier outtext.

## 14.3. Processing The Ajax Response

```
jsf.ajax.response(request, context);
```

The `jsf.ajax.response` function is called when a request completes successfully. This typically means that returned status code is  $\geq 200$  and  $< 300$ . The `jsf.ajax.response` function must extract the XML response from the request argument. The XML response is expected to follow the format that is outlined in the JavaScript documentation for this function. The response format is an “instruction set” telling this function how it should update the DOM. The context argument contains properties that facilitate event and error processing such as the source DOM element (the DOM element that triggered the Ajax request), `onevent` (the event handling callback for the request) and `onerror` (the error handling callback for the request). [P1-start-ajaxresponse] The specifics details of this function’s operation must follow the `jsf.ajax.response` JavaScript documentation.[P1-end]

## 14.4. Registering Callback Functions

The JavaScript API allows you to register callback functions for Ajax request/response event monitoring and error handling. The event callbacks become very useful when monitoring request connection status. The error callback provides a convenient way for implementations to trap errors. The handling of the errors is left up to the implementation. These callback function names can also be set using the JavaScript API ([request OPTIONS](#)), and the core `<f:ajax>` tag (`<f:ajax>`).

### 14.4.1. Request/Response Event Handling

```
jsf.ajax.addOnEvent(callback);
```

The callback argument must be a reference to an existing JavaScript function that will handle the events. The events that can be handled are:

Table 24. Events

Event Name	Description
begin	Occurs immediately before the request is sent.
complete	Occurs immediately after the request has completed. For successful requests, this is immediately before <code>jakarta.faces.response</code> is called. For unsuccessful requests, this is immediately before the error handling callback is invoked.
success	Occurs immediately after <code>jsf.ajax.response</code> has completed.

The callback function has access to the following “data payload”:

Table 25. Event Data Payload

Name	Description/Value
type	“event”
status	One of the events specified in <a href="#">Events</a>
source	The DOM element that triggered the Ajax request.
responseCode	Ajax request object ‘status’ ( <code>XMLHttpRequest.status</code> ); Not present for “begin” event;
responseXML	The XML response ( <code>XMLHttpRequest.responseXML</code> ); Not present for “begin” event;
responseText	The text response ( <code>XMLHttpRequest.responseText</code> ) Not present for “begin” event;

#### 14.4.1.1. Use Case

An event listener can be installed from JavaScript in this manner.

```
function statusUpdate(data) {
    // do something with data.status or other parts of data payload
}
...
jsf.ajax.addOnEvent(statusUpdate);
```

An event listener can be installed from markup in this manner.

```
<f:ajax ... onevent="statusUpdate" />
```

## 14.4.2. Error Handling

```
jsf.ajax.addOnError(callback);
```

The callback argument must be a reference to an existing JavaScript function that will handle errors from the server.

Table 26. Errors

Error Name	Description
httpError	request.status==null or request.status==undefined or request.status<200 or request.status >=300
serverError	The Ajax response contains an “error” element.
malformedXML	The Ajax response does not follow the proper format. See <a href="#">XML Schema Definition for Composite Components</a>
emptyResponse	There was no Ajax response from the server.

The callback function has access to the following “data payload”:

Table 27. Error Data Payload

Name	Description/Value
type	“error”
status	One of error names defined <a href="#">Errors</a>
description	Text describing the error
source	The DOM element that triggered the Ajax request.
responseCode	Ajax request object ‘status’ (XMLHttpRequest.status);
responseXML	The XML response (XMLHttpRequest.responseXML)
responseText	The text response (XMLHttpRequest.responseText)
errorName	The error name taken from the Ajax response “error” element.
errorMessage	The error messages taken from the Ajax response “error” element.

### 14.4.2.1. Use Case

```
jsf.ajax.addOnError(handleError);
...
var handleError = function handleError(data) {
  ... do something with "data payload" ...
}
```

## 14.5. Determining An Application's Project Stage

```
jsf.getProjectStage();
```

[P1-start-projStage]This function must return the constant representing the current state of the running application in a typical product development lifecycle. The returned value must be the value returned from the server side method `jakarta.faces.application.Application.getProjectStage()`; Refer to [ProjectStage Property](#) for more details about this property.[P1-end]

### 14.5.1. Use Case

```
var projectStage = jakarta.faces.Ajax.getProjectStage();
if (projectStage == "Production") {
  .... throw exception
} else if (projectStage == "Development") {
  .... send an alert for debugging
}
```

## 14.6. Script Chaining

```
jsf.util.chain(source, event, |<script>, <script>,...| )
```

This utility function invokes an arbitrary number of scripts in sequence. If any of the scripts return false, subsequent script will not be executed. The arguments are:

- source - The DOM element that triggered this Ajax request, or an id string of the element to use as the triggering element.
- event - The DOM event that triggered this Ajax request. A value does not have to be specified for this argument.

The variable number of script arguments follow the source and event arguments. Refer to the JavaScript API documentation in the source for more details.



# Appendix A: Jakarta Faces Metadata

The XML Schema Definition for Application Configuration Resource files is included in a web browser optimized format along with the Javadoc. That is the canonical location of the schemas in the specification.

## A.1. Required Handling of *\*-extension* elements in the application configuration resources files

As specified in the XML Schema for Application Configuration Resources, many of the elements in the file have *\*-extension* elements declared in a similar fashion to this one for the *faces-config-extension* :

```
<xsd:complexType name = "faces-config-extensionType">
  <xsd:annotation>
    <xsd:documentation>
      Extension element for faces-config. It may contain
      implementation specific content.
    </xsd:documentation>
  </xsd:annotation>
  <xsd:sequence>
    <xsd:any namespace="##any" processContents="lax"
      minOccurs="0" maxOccurs="unbounded" />
  </xsd:sequence>
  <xsd:attribute name="id" type="xsd:ID"/>
</xsd:complexType>
```

This section specifies the required handling of such elements.

Note that it is normal for an application to have several application configuration resources files. If multiple such resource files have conflicting *\*-extension* elements, the last element processed takes precedence over preceding elements. Processing order can be controlled as specified in [See Ordering of Artifacts](#).

### A.1.1. *faces-config-extension* handling

If an application configuration resource contains a *faces-config-extension* element, the children of the element must be inspected for containing well-formed XML conforming to the syntax specified in the following subsection(s). DTD syntax is used for convenience since the content of a *\*-extension* element may not be constrained due to its declaration as containing `<xsd:any>` .

#### A.1.1.1. The *facelets-processing* element

DTD syntax..

```

<!ELEMENT facelets-processing (file-extension, process-as) >
<!ELEMENT file-extension ANY>
<!ELEMENT process-as ANY>

```

The `<facelets-processing>` element is used to affect the processing of Facelets VDL files. Therefore, this setting only applies to those requests that reach the Facelets *ViewDeclarationLanguage* implementation, as specified to the runtime via the *jakarta.faces.FACELETS\_VIEW\_MAPPINGS* and *jakarta.faces.DEFAULT\_SUFFIX* `<context-param>` entries. The specification defines three processing modes for Facelets files: Facelets XHTML syntax, XML View syntax, and Facelets JSPX syntax. This last syntax is intended to ease the migration to Facelets for applications already using the Jakarta Server Pages document syntax (also known as JSPX syntax). The affect on the processing of files in each of these three modes is specified in the following table.

Table 28. Valid `<process-as>` values and their implications on the processing of Facelet VDL files.

	<code>&lt;process-as&gt;html5&lt;/process-as&gt;</code> <i>HTML 5 (default)</i>	<code>&lt;process-as&gt;xhtml&lt;/process-as&gt;</code> <i>Facelets XHTML</i>	<code>&lt;process-as&gt;xml&lt;/process-as&gt;</code> <b>XML View</b>	<code>&lt;process-as&gt;jsp&lt;/process-as&gt;</code> <b>Facelets JSPX</b>
XML Doctype	Simplified to <code>&lt;!DOCTYPE html&gt;</code>	passed through	consumed	consumed
<i>XML declaration</i>	passed through	passed through	consumed	consumed
<i>Processing instructions</i>	passed through	passed through	consumed	consumed
<i>CDATA section start and end tags</i>	passed through	passed through	consumed	consumed
<i>Escaping of inline text</i>	escaped	escaped	escaped	not escaped
<i>XML Comments</i>	passed through	passed through	consumed	consumed

In the preceding table, “passed through” means that the content is passed through unmodified to the user agent. “consumed” means the content is silently consumed on the server. Note that for CDATA sections, the content of the CDATA section itself is passed through, even if the start and end tags should be consumed. “escaped” means that sensitive content in the response is automatically escaped: `&` becomes `&`, for example. “not escaped” means that such content is not escaped.

The content of the `<file-extension>` element is particular to the file extension of the physical resource for the Facelets VDL content, as specified in the *jakarta.faces.FACELETS\_VIEW\_MAPPINGS* and *jakarta.faces.DEFAULT\_SUFFIX* `<context-param>` elements. Consider the following example *faces-config.xml*.

```

<?xml version='1.0' encoding='UTF-8'?>
<faces-config
  xmlns="http://java.sun.com/xml/ns/javaee"
  xmlns:xsi="http://www.w3.org/2001/XMLSchema-instance"
  xsi:schemaLocation="http://java.sun.com/xml/ns/javaee
    http://java.sun.com/xml/ns/javaee/web-facesconfig_2_1.xsd"
  version="2.1">
<faces-config-extension>
  <facelets-processing>
    <file-extension>.jsp</file-extension>
    <process-as>jsp</process-as>
  </facelets-processing>
  <facelets-processing>
    <file-extension>.view.xml</file-extension>
    <process-as>xml</process-as>
  </facelets-processing>
</faces-config-extension>
</faces-config>

```

And *web.xml* content

```

<context-param>
  <param-name>jakarta.faces.FACELETS_VIEW_MAPPINGS</param-name>
  <param-value>*.xhtml;*.view.xml;*.jspx</param-value>
</context-param>
<context-param>
  <param-name>jakarta.faces.DEFAULT_SUFFIX</param-name>
  <param-value>.xhtml .view.xml .jsp .jspx</param-value>
</context-param>

```

This configuration states that *.xhtml*, *.view.xml*, and *.jspx* files must be treated as Facelets VDL files. It declares the processing mode of *.jspx* files to be *jsp* and declares the processing mode of *.view.xml* files to be *xml*.

## A.2. XML Schema Definition For Facelet Taglib

The XML Schema Definition for Facelet Taglib is included in a web browser optimized format along with the Javadoc. That is the canonical location of the schemas in the specification.

[P1\_start\_facelet\_taglib\_decl]To ease migration for Facelet taglibraries declared using pre-JSF 2.0 versions of Facelets, implementations must support loading facelet taglibrary files that conform to the pre-JSF 2.0 Facelets DTD. Per DTD conventions, Facelet taglibrary files declare conformance to this DTD by including text similar to the following in at the top of their declaring file.

```
<!DOCTYPE facelet-taglib PUBLIC
  "-//Sun Microsystems, Inc.//DTD Facelet Taglib 1.0//EN"
  "http://java.sun.com/dtd/facelet-taglib_1_0.dtd">
```

Use of this DTD is officially deprecated. This DTD is included for reference in [See Deprecated DTD for Facelet Taglibraries Used by Versions of Facelets Prior to pre-Jakarta Faces JSF 2.0](#). It is expected that proper Jakarta Faces Facelet Taglibraries will declare conformance to the following schema, rather than the deprecated DTD.[P1\_end\_facelet\_taglib\_decl]

### A.2.1. Deprecated DTD for Facelet Taglibraries Used by Versions of Facelets Prior to pre-Jakarta Faces JSF 2.0

This DTD is deprecated and is included so implementors will have a reference.

```
<!ELEMENT facelet-taglib (library-class|(namespace,(tag|function)+))>
<!ATTLIST facelet-taglib xmlns CDATA #FIXED "http://java.sun.com/JSF/Facelet">
<!ELEMENT namespace (#PCDATA)>
<!ELEMENT library-class (#PCDATA)>
<!ELEMENT tag (tag-name,(handler-class|component|converter|validator|source))>
<!ELEMENT tag-name (#PCDATA)>
<!ELEMENT handler-class (#PCDATA)>
<!ELEMENT component (component-type,renderer-type?,handler-class?)>
<!ELEMENT component-type (#PCDATA)>
<!ELEMENT renderer-type (#PCDATA)>
<!ELEMENT converter (converter-id, handler-class?)>
<!ELEMENT converter-id (#PCDATA)>
<!ELEMENT validator (validator-id, handler-class?)>
<!ELEMENT validator-id (#PCDATA)>
<!ELEMENT source (#PCDATA)>
<!ELEMENT function (function-name,function-class,function-signature)>
<!ELEMENT function-name (#PCDATA)>
<!ELEMENT function-class (#PCDATA)>
<!ELEMENT function-signature (#PCDATA)>
```

## A.3. XML Schema Definition for Composite Components

```
<xsd:schema
  targetNamespace="http://java.sun.com/xml/ns/javaee"
  xmlns:javaee="http://java.sun.com/xml/ns/javaee"
  xmlns:xsd="http://www.w3.org/2001/XMLSchema"
  xmlns:xml="http://www.w3.org/XML/1998/namespace"
  elementFormDefault="qualified"
  attributeFormDefault="unqualified"
```

```

version="2.0">

<xsd:annotation>
  <xsd:documentation>
    $Id: web-facesuicomponent_2_0.xsd,v 1.1.8.2 2008/03/20 21:12:50 edburns Exp $
  </xsd:documentation>
</xsd:annotation>

<xsd:annotation>
  <xsd:documentation>
    Copyright 2007 Sun Microsystems, Inc.,
    901 San Antonio Road,
    Palo Alto, California 94303, U.S.A.
    All rights reserved.

    Sun Microsystems, Inc. has intellectual property
    rights relating to technology described in this document. In
    particular, and without limitation, these intellectual
    property rights may include one or more of the U.S. patents
    listed at http://www.sun.com/patents and one or more
    additional patents or pending patent applications in the
    U.S. and other countries.

    This document and the technology which it describes are
    distributed under licenses restricting their use, copying,
    distribution, and decompilation. No part of this document
    may be reproduced in any form by any means without prior
    written authorization of Sun and its licensors, if any.

    Third-party software, including font technology, is
    copyrighted and licensed from Sun suppliers.

    Sun, Sun Microsystems, the Sun logo, Solaris, Java, Java EE,
    JavaServer Pages, Enterprise JavaBeans and the Java Coffee
    Cup logo are trademarks or registered trademarks of Sun
    Microsystems, Inc. in the U.S. and other countries.

    Federal Acquisitions: Commercial Software - Government Users
    Subject to Standard License Terms and Conditions.

  </xsd:documentation>
</xsd:annotation>

<xsd:annotation>
  <xsd:documentation>
    <![CDATA[
    The XML Schema for a Jakarta Server Faces UIComponent (Version 2.0).
  ]]>

```

The elements in this schema may be used in an XHTML page for a composite component, by pulling in the composite namespace:

```
<html xmlns="http://www.w3.org/1999/xhtml"
      xmlns:composite="http://java.sun.com/jsf/composite">

  <composite:interface>
    <composite:attribute name="foo" default="bar" />
  </composite:/interface>
  <!-- the rest omitted -->
</html>
```

The elements in this schema may also be used in a facelet taglibrary file in the same manner:

```
<facelet-taglib xmlns="http://java.sun.com/xml/ns/javaee"
               xmlns:xsi="http://www.w3.org/2001/XMLSchema-instance"
               xmlns:composite="http://java.sun.com/jsf/composite"
               xsi:schemaLocation="http://java.sun.com/xml/ns/javaee
http://java.sun.com/xml/ns/javaee/web-facelettaglibrary_2_0.xsd"
               version="2.0">
  <namespace>http://domain.com/test_schema</namespace>
  <tag>
    <tag-name>testSchema</tag-name>
    <component>
      <component-type>jakarta.faces.Input</component-type>
      <renderer-type>jakarta.faces.Text</renderer-type>
      <handler-class>com.sun.faces.facelets.tag.jsf.ComponentHandler</handler-class>
      <component-extension>
        <composite:attribute name="foo" default="bar" />
      </component-extension>
    </component>
  </tag>
</facelet-taglib>
```

The instance documents may indicate the published version of the schema using `xsi:schemaLocation` attribute for `javaee` namespace with the following location:

```
http://java.sun.com/xml/ns/javaee/web-facesuicomponent_2_0.xsd
```

```
]]>
```

```
</xsd:documentation>
</xsd:annotation>

<xsd:include schemaLocation="javaee_5.xsd"/>
```

```

<!-- ***** -->

<xsd:element name = "attribute" type="javaee:uicomponent-attributeType">
</xsd:element>

<!-- ***** -->

<xsd:complexType name="uicomponent-attributeType">
  <xsd:annotation>
    <xsd:documentation>

      The "attribute" element declares an attribute of this
      ui component.

    </xsd:documentation>
  </xsd:annotation>

  <xsd:choice minOccurs="0" maxOccurs="unbounded">
    <xsd:element name="attribute"
      type="javaee:uicomponent-attributeType"/>
  </xsd:choice>

  <xsd:attribute name="name"
    type="xsd:string"
    use="required"/>

  <xsd:attribute name="displayName"
    type="xsd:string"
    use="optional"/>

  <xsd:attribute name="shortDescription"
    type="xsd:string"
    use="optional"/>

  <xsd:attribute name="default"
    type="xsd:string"
    use="optional"/>

  <xsd:attribute name="method-signature"
    type="xsd:string"
    use="optional">
    <xsd:annotation>
      <xsd:documentation>
        <![CDATA[
          Provides the signature of the Java method. The syntax of
          the method-signature element is as follows (taken from
          function-signature in web-jsptaglibrary_2_1.xsd):
        ]]>
      </xsd:documentation>
    </xsd:annotation>
  </xsd:attribute>
</xsd:complexType>

```

```
MethodSignature ::= Return Type S Method Name S?
                  '(' S? Parameters? S? ')'
```

```
Return Type ::= Type
```

```
Method Name ::= Identifier
```

```
Parameters ::= Parameter
              | ( Parameter S? ',' S? Parameters )
```

```
Parameter ::= Type
```

Where:

\* Type is a basic type or a fully qualified Java class name (including package name), as per the 'Type' production in the Java Language Specification, Second Edition, Chapter 18.

\* Identifier is a Java identifier, as per the 'Identifier' production in the Java Language Specification, Second Edition, Chapter 18.

Example:

```
java.lang.String nickName( java.lang.String, int )
```

```
]]>
</xsd:documentation>
</xsd:annotation>
</xsd:attribute>

<xsd:attribute name="applyTo"
               type="xsd:string"
               use="optional"/>

<xsd:attribute name="required"
               type="xsd:boolean"
               use="optional"/>

<xsd:attribute name="preferred"
               type="xsd:boolean"
               use="optional"/>

<xsd:attribute name="expert"
               type="xsd:boolean"
               use="optional"/>
```



```
</xsd:complexType>  
  
<!-- ***** -->  
  
</xsd:schema>
```

# Appendix B: Change Log

Note: this refers to historic issues and titles using the term "JSF". This refers to the pre-Jakarta Faces specification under the JCP.

## B.1. Changes between 2.2 and 2.3

This section gives the reader a survey of the changes between version 2.3 of the specification and version 2.2, using the categories from the issue tracker at <https://github.com/eclipse-ee4j/faces-api/issues/>.

### B.1.1. Big Ticket Features

- WebSocket Integration  
Issue ID [1396](#)  
See the VDLDocs for `<f:websocket />` and `<f:websocket>`.
- Multi-field Validation  
Issue ID [1](#)  
See the VDLDocs for `<f:validateWholeBean />`.
- Java Time Support  
Issue ID [1370](#)  
See the VDLDocs for `<f:convertDateTime />`.
- Use CDI for evaluation of JSF specific EL implicit Objects  
Issue ID [1311](#), [1322](#), [1325](#), [1327](#), [1328](#), [1334](#), [1332](#), [1331](#), [1384](#), [1385](#), [1383](#), [1386](#) - [1394](#)  
See [Expression Language Resolution](#)
- Issue ID [1417](#)  
Deprecate `javax.faces.bean`.
- Support `@Inject` on JSF specific artifacts  
Issue ID [1316](#), [527](#), [1309](#), [1323](#), [1283](#), [1353](#), [1335](#), [1333](#), [1349](#), [1351](#), [1350](#), [1345](#)  
See [Jakarta Faces Objects Valid for @Inject Injection](#)
- Issue ID [1364](#)  
`UIData` and `<ui:repeat>` supports `Map` and `Iterable`
- Issue ID [1102](#)  
`ui:repeat` condition check.
- Issue ID [1418](#)  
`CDI Replacement for @ManagedProperty.` See `javadocs` for `javax.faces.annotation.ManagedProperty`.
- Issue ID [1103](#), [1364](#)  
See the Javadoc for `javax.faces.component.UIData`, and `javax.faces.model.IterableDataModel`.

- DataModel implementations can be registered  
Issue ID [1078](#)  
See the javadoc for annotation `javax.faces.model.FacesDataModel`.
- Issue ID [1412](#)  
See the javadoc for annotation `javax.faces.partialViewContext.getEvalScripts()`.
- Issue ID [613](#)  
Ajax Method Invocation. See vldoc for `<h:commandScript>`.
- Issue ID [1238](#)  
Enhanced component search facility. See the javadoc for package `javax.faces.component.search`.

## B.1.2. Other Features, by Functional Area

### B.1.2.1. Components/Renderers

#### *Larger Changes*

- Issue ID [217](#)  
`styleClass` attribute added to `h:column`
- Issue ID [329](#)  
Add “group” attribute to `<h:selectOneRadio>`.
- Issue ID [1423](#), [1404](#)  
`ResourceHandler.markResourceRendered()`, `isResourceRendered()`, `UIViewRoot.getComponentResources()` enable the discovery of dynamically added resources, even within Ajax requests.
- Issue ID [1404](#)  
Add API to check if a resource has already been rendered. See Javadoc for `javax.faces.application.ResourceHandler.markResourceRendered()` and `isResourceRendered()`.
- Issue ID [1436](#)  
In [Render Response](#), specify how Server Push is utilized.

#### *Smaller Changes*

- Issue ID [1422](#)  
`UISelectMany` detects converter based on first item.
- Issue ID [1007](#)  
Explicit support for dynamic component manipulation
- Issue ID [819](#)  
Add “disabled” attribute for `h:button`
- Issue ID [1300](#)  
`UIViewRoot.getViewMap()` and `publishEvent()`.
- Issue ID [1229](#)  
Document `UIData.setRowStatePreserved()` in VLDoc and RenderKit Doc.

- Issue ID [1135](#)  
Add PostRenderViewEvent.
- Issue ID [1258](#)  
Clarify text escaping for `<h:outputText>` or equivalent EL expressions.
- Issue ID [807](#)  
Pass FacesContext to system event listeners.
- Issue ID [1113](#)  
Remove onselect attribute from SELECT components.
- Issue ID [1433](#)  
Add a context-param to enable forcing validation to happen even when there is no parameter corresponding to the current component.

### B.1.2.2. Lifecycle

#### *Larger Changes*

- Issue ID [790](#)  
javax.faces.ViewState and ajax with cross form submit.

#### *Smaller Changes*

- Issue ID [473](#)  
FacesEvent.getFacesContext().
- Issue ID [1241](#)  
faces-config supports client-window-factory.
- Issue ID [1346](#)  
Simplify decoration of FaceletCacheFactory.
- Issue ID [1361](#)  
Correct oversight regarding re-entrancy of flow scoped beans.
- Issue ID [821](#)  
Implement ExternalContext.getRealPath() on startup and shutdown.
- Issue ID [1401](#)  
Explicitly prohibit using NavigationHandler from within ExceptionHandler invoked during RENDER RESPONSE.
- Issue ID [1306](#)  
@FlowScoped should be @NormalScope(passivating=true).
- Issue ID [1382](#)  
Generify return from ExternalContext.getInitParameterMap().
- Issue ID [1329](#)  
@NotNull and `<f:viewParam>`.
- Issue ID [1403](#)  
Allow entry into flow via `<f:viewAction>`.

- Issue ID [1216](#)  
Improve consistency in handling PhaseListener instances registered on UIViewRoot components.
- Issue ID [1435](#)  
Add ResourceHandler.getViewResources() method.

### B.1.2.3. Platform Integration

- Issue ID [1379](#)  
ExternalContext.getResponseCharacterEncoding() and Portlet 3.0.

### B.1.2.4. Facelets/VDL

#### *Larger Changes*

- Issue ID [1424](#)  
Add tag <f:importConstants>, see VDLDoc for that tag.

#### *Smaller Changes*

- Issue ID [1362](#)  
Revisit some cardinality rules regarding <tag> and <component> elements.
- Issue ID [936](#)  
Set FACELETS\_REFRESH\_PERIOD to -1 if ProjectStage is Production.

### B.1.2.5. Spec Clarifications

- Issue ID [1254](#)  
Loosen language regarding the contracts attribute on <f:view>.
- Issue ID [1338](#)  
Clarify pseudocode for resource libraries.
- Issue ID [1279](#)  
Specify UIInput.isEmpty()
- Issue ID [1242](#)  
Remove mention of OpenAjax hub.
- Issue ID [1215](#)  
Additional warning on DelegatingMetaTagHandler.getTagHandlerDelegate.
- Issue ID [1131](#)  
“name” attribute not required.
- Issue ID [1270](#)  
TagDecorator spec namespace modifications.
- Issue ID [1401](#)  
Advisory text for ExceptionHandler.
- Issue ID [1402](#)

Explicitly declare that flow eagerness not supported.

- Issue ID [677](#)  
Document automatic UIPanel behavior for f:facet.
- Issue ID [1095](#)  
Description for “rendered” attribute for repeat and fragment.
- Issue ID [1066](#)  
Application.getNavigationHandler() and application element.
- Issue ID [803](#)  
VisitHint.EXECUTE\_LIFECYCLE clarifications.
- Issue ID [1217](#)  
EnumConverter.getAsString() clarifications.
- Issue ID [1356](#)  
UIInput.processValidators() clarifications.
- Issue ID [1424](#)  
Public constants for source, behavior, and partial.event. See the Javadocs for `javax.faces.component.behavior.ClientBehaviorContext` and `javax.faces.conetxt.PartialViewContext`.
- Issue ID [1428](#)  
API constants for jsf.js and javax.faces in JavaScript.
- Issue ID [1260](#)  
Support for exact mapping of FacesServlet. See [ViewHandler Methods that Derive Information From the Incoming Request](#) and [ViewHandler Methods Relating to Navigation](#).

Issue ID [1250](#)

Fix entries in table [Jakarta Faces Artifacts Eligible for Injection](#).

#### **B.1.2.6. Resources**

#### **B.1.2.7. Expression Language**

#### **B.1.2.8. Configuration and Bootstrapping**

#### **B.1.2.9. Miscellaneous**

*Smaller Changes*

- Issue ID [1225](#)  
Clarify requirements to support BCP-47 regarding localization. See [Determining the active Locale](#)
- Issue ID [1429](#)  
Add constructor to make wrapping easier.
- Issue ID [1430](#)  
Leverage Java SE 8 repeatable annotations where appropriate.

### B.1.3. Backward Compatibility with Previous Versions

JSF 2.3 is fully backward compatible with previous releases of JSF, unless any of the following context-parameter values are specified. See [UsingJSFInWebApplications.pdf](#) for details.

```
javax.faces.ALWAYS_PERFORM_VALIDATION_WHEN_REQUIRED_IS_TRUE
javax.faces.DISABLE_FACESSERVLET_TO_XHTML
javax.faces.VIEWROOT_PHASE_LISTENER_QUEUE_EXCEPTIONS.
```

JSF 2.3 is fully backward compatible with previous releases of JSF unless a CDI managed bean is included in the application with the annotation `@javax.faces.annotation.FacesConfig`. See the javadocs for that annotation for details.

### B.1.4. Breakages in Backward Compatibility

## B.2. Changes between 2.1 and 2.2

This section gives the reader a survey of the changes between this version of the specification and the previous version, using the categories from the issue tracker at < <https://github.com/eclipse-ee4j/faces-api/issues/> >.

### B.2.1. Big Ticket Features

- HTML5 Friendly Markup  
Issue ID [1090](#)  
Start with [HTML5 Friendly Markup](#)
- Resource Library Contracts  
Issue ID [1142](#)  
Start with [Resource Library Contracts Background](#).
- Faces Flows  
Issue ID [730](#)  
Start with [FlowHandler](#).
- Stateless Views  
Issue ID [1055](#)  
Start with [Stateless Views](#).

### B.2.2. Other Features, by Functional Area

#### B.2.2.1. Components/Renderers

##### *Larger Changes*

- Issue ID [479](#)  
UIData supports the Collection Interface rather than List.

- Issue ID [1134](#)  
Add the "role" pass through attribute.

### Smaller Changes

- Issue ID [1080](#)  
Warn about some important corner cases when *UIComponent.findComponent()* may not provide the expected results.
- Issue ID [1068](#)  
New section describing what happens with respect to partial processing during render response. See [Render Response Partial Processing](#).
- Issue ID [1067](#)  
Spec clarifications. See the VDLDoc for *cc:insertChildren* , *cc:insertFacet*
- Issue ID [1061](#)  
Clarify that both *Application.publishEvent()* and the manual traversal based delivery are required for publishing the *PostRestoreStateEvent* .
- Issue ID [1030](#)  
Clarify docs for *h:message* *h:messages*
- Issue ID [1023](#)  
Modify JavaDoc to relax requirements for *PostAddToViewEvent* publishing
- Issue ID [1019](#)  
Modify spec for *ResponseWriter.writeURIAttribute()* to explicitly require adherence to the W3C URI spec
- Issue ID [997](#)  
*javax.faces.component.ComponentSystemEvent*: Override *isAppropriateListener* so that it first asks the listener, "are you a *ComponentSystemEventListener*", then, if not, asks *super.isAppropriateListener()*
- Issue ID [984](#)  
Component Context Manager, see *javax.faces.component.visit.ComponentModificationManager* .
- Issue ID [943](#)  
See *javax.faces.view.ViewDeclarationLanguageWrapper*
- Issue ID [784](#)  
Deprecate the *CURRENT\_COMPONENT* and *CURRENT\_COMPOSITE\_COMPONENT* attributes
- Issue ID [599](#)  
Make it possible to programmatically create components in the same way as they are created by Facelets. See *javax.faces.application.Application.createComponent(FacesContext, String taglibUri, String tagName, Map attrs)*
- Issue ID [703](#)  
Make "value" optional for *@FacesComponent*.
- Issue ID [585](#)



outputText and inputText do not render children by default

- Issue ID [550](#)  
OutputStylesheet "media" attribute
- Issue ID [1125](#)  
*javax.faces.application.Application* event subscription clarifications.

### B.2.2.2. Lifecycle

#### *Larger Changes*

- Issue ID [949](#), [947](#)  
Give JSF the ability to correctly handle browsing context (tab, browser window, pop-up, etc). See *javax.faces.lifecycle.ClientWindow* .
- Issue ID [758](#) and [1042](#)

A jsf-api/src/main/java/javax/faces/component/UIViewAction.java

The heart of this changebundle, this class came over from the JBoss Seam Faces Module, but I've rewritten most of the javadoc.

M jsf-api/src/main/java/javax/faces/event/PhaseId.java

```
new methods
public String getName()
public static PhaseId phaseIdValueOf(String phase)
```

Change [Default NavigationHandler Algorithm](#) to account for UIViewAction

- Issue ID [1062](#) and [802](#)  
File Upload
- Issue ID [766](#)  
Events from the flash
- Issue ID [1050](#)  
Add support for delay value in options for Ajax requests

#### *Smaller Changes*

- Issue ID [1129](#)  
In validate(), clarify that setSubmittedValue() null must be called if validation succeeds.
- Issue ID [1071](#) Add FlashFactory. See [Delegating Implementation Support](#).
- Issue ID [1065](#)  
When calculating the locale for the resource library prefix, if there is a UIViewRoot, use its locale first, otherwise, just use the Applications's ViewHandler's calculateLocale() method. See [Libraries of Localized and Versioned Resources](#)

- Issue ID [1039](#)  
In `ApplicationWrapper`, mark things as deprecated
- Issue ID [1028](#)  
Deprecate `StateManager`, point to `StateManagementStrategy`. In `StateManagementStrategy`, require the use of the visit API to perform the saving.
- Issue ID [993](#)  
Wrapper for `ActionListener`
- Tweak circumstances for skipping intervening lifecycle phases in the case of view metadata Issue ID [762](#)

Section 2.2.1. Now has this text.

Otherwise, call `getViewMetadata()` on the `ViewDeclarationLanguage` instance. If the result is non-null, call `createMetadataView()` on the `ViewMetadata` instance. Call `ViewMetadata.getViewParameters()`. If the result is a non-empty `Collection`, do not call `facesContext.renderResponse()`. If the result is an empty collection, try to obtain the metadata facet of the `UIViewRoot` by asking the `UIViewRoot` for the facet named `UIViewRoot.METADATA_FACET_NAME`. This facet must exist. If the facet has no children, call `facesContext.renderResponse()`. Otherwise, none of the previous steps have yielded the discovery any of metadata, so call `facesContext.renderResponse()`.

- Issue ID [566](#)  
`UIOutput.getValue()` value returns.
- Issue ID [220](#)  
In `web-partialresponse_2_2.xsd`, require that the `<partial-response>` element has an “id” attribute whose value is the return from `UIViewRoot.getContainerClientId()`.

### B.2.2.3. Platform Integration

- Issue ID [763](#)  
Change [Managed Bean Annotations](#) to account for new injectability requirements.
- Issue ID [976](#)  
In Javadoc for “Faces Managed Bean Annotation Specification For Containers Conforming to Servlet 2.5 and Beyond”, indicate that `javax.faces.bean` will be deprecated in the next version.
- Issue ID [1087](#)  
Introduce CDI based `@ViewScoped` annotation.

### B.2.2.4. Facelets/VDL

#### *Larger Changes*

- Issue ID [1001](#)  
Allow cc and non-cc components in one taglib  
  
A `jsf-api/doc/web-facelettaglibrary_2_2.xsd`

First change to the facetlet taglib schema in 2.2: introduce the ability to declare a resource which will be the composite component for a tag. Now, before you get all excited about what conventions we can use to make this easier, let me stop you right there. Here is a summary of the ease of use story regarding taglib files.

The 80/20 rule says we should make taglib files optional most of the time. Here are the 80% cases.

Employs the cc naming convention `http://java.sun.com/jsf/composite/<libraryName>`

The user employs a java component has a `@FacesComponent` on it that declares the necessary metadata. Issue ID [594](#)

Here are some of the cases where you must have a taglib file, the 20% cases.

If you want to employ a cc with a namespace other than `http://java.sun.com/jsf/composite/<libraryName>` you need to have a taglib file that declares `<composite-library-name>`. Currently you must not declare any `<tag>` elements in such a taglib file. All the tags in such a library must come from the same resource library.

If the user is not employs a java component but is not using `@FacesComponent`.

This patch introduces the following syntax.

```
<?xml version="1.0" encoding="UTF-8"?>
<facelet-taglib xmlns="http://java.sun.com/xml/ns/javaee"
  xmlns:xsi="http://www.w3.org/2001/XMLSchema-instance"
  xsi:schemaLocation="http://java.sun.com/xml/ns/javaee
  http://java.sun.com/xml/ns/javaee/web-facelettaglibrary_2_2.xsd"
  version="2.2">
  <namespace>test</namespace>
  <tag>
    <tag-name>layout</tag-name>
    <resource-id>myCC/whatever.xhtml</resource-id>
  </tag>
</facelet-taglib>
```

Where `<resource-id>` is a valid resource identifier as specified in section 2.6.1.3.

- Issue ID [548](#)

Require additional check to handle the case where, in one resource library, there are both localized and non-localized resources. See [See Libraries of Localized and Versioned Resources](#).

#### Smaller Changes

- Issue ID [1038](#)

Declare an annotation corresponding to the `javax.faces.FACELETS_RESOURCE_RESOLVER` application configuration parameter. See [See Requirements for scanning of classes for annotations](#)

and [See Application Configuration Parameters](#).

- Issue ID [1082](#)  
Account for DOCTYPE discrepancy between server side representation of Facelet VDL files, which are proper XHTML, and processed files which are sent to the client, which now, by default, are HTML5 HTML syntax files. See [See The facelets-processing element](#).
- Fix incorrect VDLDoc Issue ID [967](#) f:selectItems itemValue description incorrect.
- Issue ID [922](#)  
Remove maxlength from f:viewParam
- Issue ID [998](#)  
Document that ui:fragment should not be bound to a bean with wider than request scope, document that the type of the property must extend from UIComponent.
- Issue ID [999](#)  
Changes to "template" attribute requiredness for ui:decorate and ui:composition
- Issue ID [901](#)  
Deprecate “targets” concept.
- Issue ID [1088](#)  
add short-name to schema.
- Issue ID [746](#)  
Missing *method-signature* element in taglib xsd.

#### B.2.2.5. Spec Clarifications

- Issue ID [1136](#)  
In *ExternalContext.dispatch()* , clarify what is to be done if *getRequestDispatcher()* returns *null* .
- Issue ID [1132](#)  
Replace literal strings with symbolic constants where possible.
- Issue ID [1127](#)  
State Saving Serializability concerns.
- Issue ID [1114](#)  
*javax.faces.view.facelets.Facelet.apply()* spec version reference error.
- Issue ID [1100](#), [1097](#)  
HTML5 id attribute sensitivity
- Issue ID [1064](#)  
In [The facelets-processing element](#), clarify that in XML and JSPX modes, only the CDATA section start and end tags, not the entire CDATA section and contents, should be consumed.
- Issue ID [1063](#)  
*javax.faces.component.UIViewParameter.getSubmittedValue()* return value.
- Issue ID [1058](#)  
ui:repeat tag size attribute

- Issue ID [1036](#)  
In [ValueExpression properties](#), clarify which attributes are expression enabled,
- Issue ID [1035](#)  
Change section [FacesMessage](#) to clarify the meaning of having *FacesMessage* instances on the *FacesContext*.
- Issue ID [1026](#)  
f:ajax event attribute is String (not VE)
- Issue ID [1014](#)

### 12.1.3

The specification for the context-param that declares the list of TagDecorator implementations to the runtime should have always been `javax.faces.FACELETS_DECORATORS`. Prior to this revision, the name of this context param was incorrectly specified as `javax.faces.DECORATORS`. The reference implementation has always used the correct name, however.

- Issue ID [1010](#)  
Check existing usages of the state saving method parameter to ensure case insensitivity.
- Issue ID [1004](#)

M `usingFacesInWebapps.fm`

12.1.3 Set default for `javax.faces.FACELETS_BUFFER_SIZE` to be 1024.

- Issue ID [998](#)  
Additional clarification about binding attribute in VDLdocs
- Issue ID [915](#), [1015](#)  
Non-normative text about http methods and prefix mapping
- Issue ID [2740](#)  
In [Component Bindings](#), clarify a corner case regarding bean scope and component binding.

#### B.2.2.6. Resources

##### *Larger Changes*

- Issue ID [809](#)  
This commit introduces a cleaner contract for allowing views to be loaded from the Filesystem (including inside of JAR files). All VDL resources must be loaded using `ResourceHandler.createViewResource()`.

##### *Smaller Changes*

- Issue ID [996](#)  
Enable configuring the web app resources directory. See [Application Configuration Parameters](#).
- Issue ID [719](#)

Method to map a viewId to a resourcePath

- Issue ID [1130](#)

Modify [State Saving Alternatives and Implications](#) to clarify there is no requirement to serialize server state by default when state saving method is server. Introduce a context parameter to this effect in [Application Configuration Parameters](#)

### B.2.2.7. Expression Language

- Issue ID [1092](#)

Remove text from `MethodExpressionValueChangeListener` and `MethodExpressionActionListener` regarding wrapping any exception thrown by the invoked method being wrapped in an `AbortProcessingException`. Such a requirement is incorrect and should not have been introduced.

In section [See ExceptionHandler](#), add `AbortProcessingException` , to the list of exceptions that do not get to the `ExceptionHandler` .

- Issue ID [1043](#)

When publishing a `ComponentSystemEvent`, ensure the EL current component is pushed correctly

- Issue ID [1164](#)

If running in a container that supports EL 3.0, add the necessary ELResolvers. See [See Stream, StaticField, Map, List, Array, and Bean ELResolvers](#).

### B.2.2.8. Configuration and Bootstrapping

- Issue ID [533](#)

Modify [Application Startup Behavior](#) to account for requirement to call new API when starting up.

### B.2.2.9. Miscellaneous

- Issue ID [1169](#)

New XML Namespace for XSD files introduced in JSF 2.2, and also for facelet tag libraries.

The following XSD files are new for JSF 2.2, and each will be in the XML namespace <http://xmlns.jcp.org/xml/ns/javaee> .

*web-facelettaglibrary\_2\_2.xsd*

*web-facesconfig\_2\_2.xsd*

*web-partialresponse\_2\_2.xsd*

Facelet Tag Libraries will now respond to the following URIs

Library	Old URI	New URI
Composite Components	<a href="http://java.sun.com/jsf/composite">http://java.sun.com/jsf/composite</a>	<a href="http://xmlns.jcp.org/jsf/composite">http://xmlns.jcp.org/jsf/composite</a>
Faces Core	<a href="http://java.sun.com/jsf/core">http://java.sun.com/jsf/core</a>	<a href="http://xmlns.jcp.org/jsf/core">http://xmlns.jcp.org/jsf/core</a>
HTML_BASIC	<a href="http://java.sun.com/jsf/html">http://java.sun.com/jsf/html</a>	<a href="http://xmlns.jcp.org/jsf/html">http://xmlns.jcp.org/jsf/html</a>
JSTL Core	<a href="http://java.sun.com/jsp/jstl/core">http://java.sun.com/jsp/jstl/core</a>	<a href="http://xmlns.jcp.org/jsp/jstl/core">http://xmlns.jcp.org/jsp/jstl/core</a>
JSTL Functions	<a href="http://java.sun.com/jsp/jstl/functions">http://java.sun.com/jsp/jstl/functions</a>	<a href="http://xmlns.jcp.org/jsp/jstl/functions">http://xmlns.jcp.org/jsp/jstl/functions</a>
Facelets Templating	<a href="http://java.sun.com/jsf/facelets">http://java.sun.com/jsf/facelets</a>	<a href="http://xmlns.jcp.org/jsf/facelets">http://xmlns.jcp.org/jsf/facelets</a>
Pass Through Attributes	<a href="http://java.sun.com/jsf/passthrough">http://java.sun.com/jsf/passthrough</a>	<a href="http://xmlns.jcp.org/jsf/passthrough">http://xmlns.jcp.org/jsf/passthrough</a>
Pass Through Elements	<a href="http://java.sun.com/jsf">http://java.sun.com/jsf</a>	<a href="http://xmlns.jcp.org/jsf">http://xmlns.jcp.org/jsf</a>

Developers are requested to use the values from the New URI column, though both columns will work.

- Issue ID [997](#)

M jsf-api/src/main/java/javax/faces/event/ComponentSystemEvent.java

Override `isAppropriateListener` so that it first asks the listener, "are you a `ComponentSystemEventListener`", then, if not, asks `super.isAppropriateListener()`

M jsf-api/src/main/java/javax/faces/event/SystemEvent.java

in `isAppropriateListener()`, document the default implementation.

M jsf-api/src/main/java/javax/faces/component/UIComponent.java

Make inner class `ComponentSystemEventListenerAdapter` implement `ComponentSystemEventListener`.

- Issue ID [917](#)

`javax.faces.application.ResourceWrapper`:

```

getContentType()
getLibraryName()
getResourceName()

```

```

    setContentType(String)
    setLibraryName(String)
    setResourceName(String)

```

javax.faces.context.ExternalContextWrapper:

```

    getSessionMaxInactiveInterval()
    isSecure()
    setSessionMaxInactiveInterval()

```

javax.faces.context.PartialViewContextWrapper

```

    setPartialRequest(boolean)

```

- 12.1.3 add this text to the javax.faces.STATE\_SAVING\_METHOD spec. When examining the value, the runtime must ignore the case.
- Add ExternalContext.getApplicationContextPath() Issue ID [1012](#)
- Issue ID [787](#)  
restore ViewScope before templates are processed with buildView()
- 7.6.2.6 typo in spec for renderView(). Should be  
Return immediately if calling isRendered() on the argument UIViewRoot returns false.
- Per Matt Benson, remove duplicate descriptions of the cc and component implicit object from the getValue() specification for the composite component ELResolver in section 5.6.2.1.
- Issue ID [869](#)

Specify Cross Site Request Forgery protection.

Add text in [Restore View](#) to describe how non-postback requests are inspected for protection, if necessary.

Remove text for writeState() in [ResponseStateManager](#), point to the JavaDocs.

Add View Protection methods to [Overview](#) for ViewHandler.

Introduce subsections to [Default ViewHandler Implementation](#) that group the methods by their purpose. Add a new section [ViewHandler Methods that relate to View Protection](#), which points to the javadocs. In [ViewHandler Methods Relating to Navigation](#), in the spec for `getActionUrl()`, specify how view protection is affected.

- Remove tables in section [Requirements for scanning of classes for annotations](#)  
The Javadoc tool lists annotations in a separate section, making the tables that list JSF related annotations redundant.
- Issue ID [1082](#)



Add new section [DOCTYPE and XML Declaration](#).

- Issue ID [1141](#)

In [Resource Identifiers](#), declare that `resourceName` and `resourceVersion`, in addition to the already listed other segments, are subject to the same constraints.

- Issue ID [1129](#)

In [Render Response Partial Processing](#), require calling `UIViewRoot.resetValues()` if necessary.

### B.2.3. Backward Compatibility with Previous Versions

Faces 2.2 is backwards compatible with Faces 2.1 and 2.0. This means that a web-application that was developed to run with Faces 2.1 or 2.0 won't require any modification when run with Faces 2.2 except in the cases described in the following section.

### B.2.4. Breakages in Backward Compatibility

- Issue ID [1092](#)

Due to an error in previous versions of the specification, exceptions were silently being swallowed that now will bubble up to the exception handler. Code that was relying on this incorrect behavior may need to be modified to account for fixing this problem.

- Issue ID [745](#)

5.6.2.2 Table 5-11. Make the following changes to the spec for Composite Component Attribute ELResolver

Modify `getType()` according to new specification language.

Require the implementation of `containsKey()` on the Map.

- `containsKey()`: If the attributes map contains the key, return `true`. Otherwise, if a default value has been declared for the attribute, return `true`. Otherwise, return `false`.

#### Composite Component Metadata

New text dealing with `<cc:attribute>`

Any additional attributes on `<composite:attribute/ >` are exposed as attributes accessible from the `getValue()` and `attributeNames()` methods on `PropertyDescriptor`. The return type from `getValue()` must be a `ValueExpression` with the exception of the `getValue("type")`. The return type from `getValue("type")` must be `Class`. If the value specified for the `type` attribute of `<cc:attribute/>` cannot be converted to an actual `Class`, a `TagAttributeException` must be thrown, including the `Tag` and `TagAttribute` instances in the constructor.

Yes, this is a backwards incompatible change, but because the usecase is so specific, and the performance benefit so substantial, it was judged to be worth the cost.

## B.3. Changes between 2.0 Rev a and 2.1

### B.3.1. Facelet Tag Library mechanism

Document that the unprefix namespace must pass through.

### B.3.2. New feature: <facelets-processing>

See [Required Handling of \\*-extension elements in the application configuration resources files](#)

### B.3.3. Update schema for 2.1

The only new element is <facelet-cache-factory>. See the full schema in the Javadoc section of the documents.

### B.3.4. Change Restore View Phase

Change [See Restore View](#) to require a call to *ViewHandler.deriveLogicalViewId()* before trying to find the *ViewDeclarationLanguage* .

### B.3.5. Default ViewHandler Implementation

Document *deriveLogicalViewId()*.

## B.4. Changes between 2.0 Final and 2.0 Rev a

### B.4.1. Global changes

#### B.4.1.1. ExceptionQueuedEvent

The specification incorrectly refers to the *ExceptionQueuedEvent* as the *ExceptionEvent*. All instances should be replaced, as there is no such class *ExceptionEvent* in JSF.

#### B.4.1.2. Usage of the term "page" in the JSF 2.0 spec

This might be kind of nit-picky, but there are several occurrences of the term "Facelet page" in the JSF 2.0 spec, but I'd like to set forth the argument that the term "Facelet document" or "Facelet view" would be more appropriate, depending on context. Similarly, the spec uses the term "Composite component markup page" which isn't always appropriate either. Better to call it a "Composite component markup document" or something like that.

All Facelet XHTML files are documents, but not all Facelet XHTML files are pages. There is a built-in bias to the word "page" that assumes the markup output will be rendered as a "web page" which is not always the case. In the case of portlets, the rendered output is a fragment of markup (normally a <div>...</div>). In the case of a custom renderkit, the rendered output might be some mobile device. In

the case of ICEfaces, the rendered markup is a server-side DOM tree. In the case of a composite component, a Facelet XHTML file is not a page, but a "Composite Component markup document" (or definition) file.

For example.. Instead of a "Facelet Page", I think the following should be called a "Facelet Document" or a "Facelet View" (since the `f:view` tag is optional, but implied)

```
<html xmlns="http://www.w3.org/1999/xhtml"
      xmlns:h="http://java.sun.com/jsf/html"
      xmlns:f="http://java.sun.com/jsf/core"
      xmlns:ez="http://java.sun.com/jsf/composite/ezcomp">
  <h:head>
    <title>A simple example of EZComp</title>
  </h:head>
  <h:body>
    <h:form>
    </h:form>
  </h:body>
</html>
```

But in the case of Portlets, the `<html>`, `<head>`, and `<body>` tags are forbidden. The equivalent "Facelet Document" or "Facelet View" for portlets would look like this:

```
<f:view xmlns="http://www.w3.org/1999/xhtml"
       xmlns:h="http://java.sun.com/jsf/html"
       xmlns:f="http://java.sun.com/jsf/core"
       xmlns:ez="http://java.sun.com/jsf/composite/ezcomp">
  ...
</f:view>
```

## B.4.2. Front Matter

Change Sun logo to Oracle Logo. Sun postal address to Oracle postal address, and Sun phone number to Oracle phone number

Update spec license.

## B.4.3. Chapter 2

### B.4.3.1. Restore View

Per Andy Schwartz recommendation, loosen the spec requirements for the delivery of the `PostRestoreStateEvent` to be "somewhere during `RestoreView`".

### B.4.3.2. Localized Application Messages

Suggestion: Change to

Validation Error: Length is less than allowable minimum of 5.

### B.4.3.3. JSR 303 Bean Validation

Change "leas" to "least"

### B.4.3.4. JSR 303 Bean Validation needs to reference "Bean Validation Integration" section

While reading section 2.5.7, one becomes very disappointed with the limited amount of information that it provides. But section 3.5.6 provides more information, so the recommendation is that these sections reference each other, or perhaps are combined in some way if that makes sense.

### B.4.3.5. Resource Identifiers

Tighten spec for the localePrefix, libraryName, and resourceVersion segments of the resource identifier.

## B.4.4. Chapter 3

### B.4.4.1. Clarify meaning of "javax.faces.bean" in Bean Validator Activation

Section 3.5.6.1 says:

"If Bean Validation is present in the runtime environment, the system must ensure that the javax.faces.Bean standard validator is added with a call to Application.addDefaultValidatorId()"

But the reader of the Spec has no idea what the "javax.faces.Bean" standard validator is, within the context of this paragraph. Recommend adding some verbiage that says that javax.faces.Bean is the validatorId of the standard JSR 303 validator of the JSF 2.0 API, which equates to the javax.faces.validator.BeanValidator class as mentioned in Section 10.4.1.4.

### B.4.4.2. Need to be consistent between Declarative Listener Registration of the JSF 2.0 Spec and the VDLDoc for f:event

Section 3.4.3.4 of the JSF 2.0 Spec reads:

The method signature for the MethodExpression pointed to by the listener attribute must match the signature of

javax.faces.event.ComponentSystemEventListener.processEvent().

And the VDLDocs for f:event read:

(signature must match public void listener(javax.faces.event.ComponentSystemEvent event) throws

javax.faces.event.AbortProcessingException)

Both of these are true, and indeed saying the same thing. But I think it would be helpful to say BOTH things, in BOTH documents.

#### B.4.4.3. Typo in [Declarative Listener Registration](#) of the JSF 2.0 Spec regarding "beforeRender"

Section 3.4.3.4 of the JSF 2.0 Spec has this example:

```
<h:inputText value="#{myBean.text}">
  <f:event type="beforeRender" listener="#{myBean.beforeTextRender}" />
</h:inputText>
```

But "beforeRender" is a typo. The correct value is "preRenderComponent" as stated in the f:event VDLDocs.

#### B.4.4.4. [Validation Registration, What does it mean to be a JSF User Interface component?](#)

Remove references to UInput.encodeEnd(). Not for a very long time has this method been used to instigate validation.

#### B.4.4.5. [Composite Component Metadata](#)

Section 3.6.2.1 of the Spec indicates that the "hidden" property of the javax.bean.FeatureDescriptor is to appear as an attribute for tags like composite:actionSource, composite:attribute, composite:facet, and composite:interface but the VDLDocs do not declare that the "hidden" property is available.

### B.4.5. Chapter 4

#### B.4.5.1. [Events](#)

Remove text pertaining to PostRestoreStateEvent, rely instead on text in setion 2.2.1.

### B.4.6. Chapter 7

#### B.4.6.1. [Overview](#)

getNavigationCase should return NavigationCase and not void.

#### B.4.6.2. [Default NavigationHandler Algorithm](#)

Add faces-include-view-params

#### B.4.6.3. [Default ViewHandler Implementation](#)

Fix typo the specified createView() should be called in renderView() and restoreView().

## B.4.7. Chapter 9

### B.4.7.1. [<f:actionListener>](#) of Spec PDF — Missing "for" attribute of [f:actionListener](#) in Spec PDF

The example for `f:selectItems` includes a `noSelectionValue` attribute, but that attribute isn't documented. VDLDocs for `f:selectItems` does not document the `noSelectionValue` attribute.

Actually, it does document it, but it only looks like it doesn't. It seems as though the `itemLabelEscaped` attribute is documented twice, but really the second occurrence is the `noSelectionValue`.

### B.4.7.2. [<f:actionListener>](#) and [<f:valueChangeListener>](#)

Add this non-normative text.

Note that if the binding attribute is used, the scope of the `ValueExpression` must be chosen carefully so as not to introduce undesirable results. In general, when using the binding attribute, do not point to beans in request or narrower scope.

## B.4.8. Chapter 10

Need to change "confirm with" to "conform with".

Confusing verbiage in table 10-1 of JSF 2.0 spec regarding the word "template"

In table 10-1, it correctly says that "page templating" is not a feature of JSP.

But later on in the table, it says "Expressions in template text cause unexpected behavior when used in JSP."

Somehow there needs to be an explanation of the distinction of "page templating" and "template text" here. Right now it kind of reads as a contradiction.

### B.4.8.1. [General Requirements](#)

Add an assertion to section 10.3.1 stating that EL expressions that appear in the facelet XHTML page must appear in the rendered view as if they were the right hand side of the value attribute of an `at` at the same point in the page as the EL expression

### B.4.8.2. [Facelet Tag Library mechanism](#)

Section 10.3.2. Correct `xref` to point to section in appendix that includes the facelet taglib schema.

Correct `xref` to point to section in appendix that includes the facelet taglib schema.

### B.4.8.3. [VDLDocs and PDL documentation](#)

See [Facelet Templating Tag Library](#), [See Facelet Templating Tag Library](#), and [See JSTL Core and Function Tag Libraries](#) refer the reader to the "VDLDocs" for Facelet, CC, and JSTL tag libraries

respectively.

However, when one checks out the Mojarra 2.0.0 Beta 2 page, it talks about the "PDL" tag library documentation. Also, when one clicks on the "PDL Documentation for Facelets2", it uses the term "PDL" in several places.

So it looks like the View Declaration Language (VDL) terminology hasn't made its way into the tag library docs yet.

#### B.4.8.4. Possible error in section `<f:ajax>` of the JSF 2.0 Spec regarding `f:ajax` and `h:panelGrid`

Section 10.4.1.1, shows this example:

```
<f:ajax>
  <h:panelGrid>
    <h:inputText id="text1"/>
    <h:commandButton id="button1"/>
  </h:panelGrid>
</f:ajax>
```

And then has the following about the example:

`<h:panelGrid>` has no default event so in this case a behavior would not be applied.

BUT the very next example is this:

```
<f:ajax event="click">
  <h:panelGrid id="grid1">
    <h:inputText id="text1"/>
    <h:commandButton id="button1">
      <f:ajax event="mouseover"/>
    </h:commandButton>
  </h:panelGrid>
</f:ajax>
```

And then has the following comment:

From this example, `grid1` and `text1` would have ajax behavior applied for an `onclick` event

So... which is it? Does `h:panelGrid` get ajax behavior or not? Can an HTML table have an "onclick" JavaScript event?

#### B.4.8.5. Redundant mentioning of Facelets in `<f:validateBean>` of the JSF 2.0 Spec

Since the parent section (10.4.1) indicates that sub-sections are Facelets-only in nature, then it is not necessary to have (Facelets only) in the "Constraints" paragraph of Section 10.4.1.4 of the spec.

#### B.4.8.6. Availability of `f:validateBean` and `f:validateRequired` in Jakarta Server Pages

See [Standard Facelet Tag Libraries](#) outlines the `f:` namespaced tags that are only applicable to Facelets (and not Jakarta Server Pages). In that section, `f:validateBean`, and `f:validateRequired` are listed. However, they are both listed as working with Jakarta Server Pages as well (kind of like `f:validateRegex`), as can be seen from the Jakarta Server Pages TLDDocs.

According to Dan Allen: "those tags only work partially in Jakarta Server Pages. Yes, they work as single field validators. But the branch validator capability does not work (wrapping the validator tag around a branch). The later feature is Facelets only. So the validators do have their feet in both ponds, but only Facelets has full support. I suppose we could mention this tidbit in the Jakarta Server Pages section."

Dan is correct that it should be mentioned in the Jakarta Server Pages section, but also, that `f:validateBean` and `f:validateRequired` belong in both Section 10.4 and 9.4, with the limits of their functionality described in each section.

### B.4.9. Chapter 13

#### B.4.9.1. Redundancy in [Partial View Processing](#) of the JSF 2.0 Spec

Section 13.4.2 of the JSF 2.0 spec has this sentence:

The request contains special parameters that indicate the request is a partial execute request or a partial execute request that was triggered using Ajax

This needs clarification — does this mean to say:

partial execute request (not triggered by Ajax) or a partial execute request (that was triggered using Ajax)

#### B.4.9.2. "Execute portions" of the JSF request processing lifecycle in the JSF 2.0 Spec

Section 13.4.2 reads:

Although the diagram in Section 13.4 "Partial View Traversal" depicts the "execute" portion as encompassing everything except the "Render Response Phase", it really is the "Apply Request Values Phase", "Update Model Values Phase" and "Process Validations Phase".

Why does the diagram include the `INVOKE_APPLICATION` phase if it's not "really" considered to be part of the execute portions?



## B.4.10. Chapter 14

### B.4.10.1. [Initiating an Ajax Request](#) Typo in table 14.2.2 of the JSF 2.0 Spec

Table 14.2.2 reads:

"execute" phase

But in order to be consistent with the rest of the spec, it should read:

"execute" portion

Also, the same goes for "render" in that the word "portion" should be used instead of "phase".

### B.4.10.2. [Request/Response Event Handling](#) Table 14.4.1

Change responseTxt to responseText.

Table 14.3: Reorder rows

## B.4.11. Appendix A Metadata

Update schema to remove partial-traversal, as well as fixing 768.

### B.4.11.1. [Deprecated DTD for Facelet Taglibraries Used by Versions of Facelets Prior to JSF 2.0](#)

To ease migration for Facelet taglibraries declared using pre-JSF 2.0 versions of Facelets, implementations must support loading facelet taglibrary files that conform to the pre-JSF 2.0 Facelets DTD. Per DTD conventions, Facelet taglibrary files declare conformance to this DTD by including text similar to the following in at the top of their declaring file.

```
<!DOCTYPE facelet-taglib PUBLIC
  "-//Sun Microsystems, Inc.//DTD Facelet Taglib 1.0//EN"
  "http://java.sun.com/dtd/facelet-taglib_1_0.dtd">
```

Use of this DTD is officially deprecated. This DTD is included for reference in Section 1.2.1 "Deprecated DTD for Facelet Taglibraries Used by Versions of Facelets Prior to JSF 2.0". It is expected that proper JSF 2.0 Facelet Taglibraries will declare conformance to the following schema, rather than the deprecated DTD.

## B.4.12. VDLDoc changes

### B.4.12.1. Typo in f:selectItems VDLDocs

Change "mest" to "must"

#### **B.4.12.2. Need clarification on execute attribute of f:ajax**

The VLDocs for f:ajax say "Identifiers of components" but, for some reason, it wasn't obvious to me that this term referred to the "id" attributes of components. The recommendation is that this be clarified to say "list of `<b>id</b>` attribute values" instead. Also, the value of an id attribute like "mycomponent" or something should be added to an example that includes a keyword... something like this: "@this componentone componenttwo"

#### **B.4.12.3. Spelling error in VLDocs for f:ajax**

This one from Lincoln:

See the "onerror" attribute

There is an extra 'e' → "oneerror"

#### **B.4.12.4. Need clarification on required attribute in VLDocs for tags that got a new "for" attribute in JSF 2.0**

The VLDocs correctly have green for the new "for" attribute, but the "required" column says false, when that's not always the case.

For example, with f:actionListener the VLDocs say that that it is not required. However, when the tag is used as a child of a Composite Component, then the for attribute is indeed required. This would be true of all tags like that, such as f:convertDateTime, f:convertNumber, etc.

#### **B.4.12.5. Uppercase typo in VLDocs for f:event**

Change uppercase "P" to lowercase for: PostAddToView for the f:event VLDocs

#### **B.4.12.6. Need to change "JSP" to "Facelets" in "Body Content" of VLDocs**

Search for "JSP" on the f:event VLDocs [1]. My suspicion is that this is a problem across the board.

#### **B.4.12.7. Need clarification in VLDocs for f:metadata**

In the VLDocs for f:metadata, recommend changing:

"This tag must reside within the top level XHTML file for the given viewId, not in a template"

to this:

"This tag must reside within the top level Facelet view, or in a template-client, but not in a template"

Also, it needs to be clarified that the page01.xhtml example is a template-client. So recommend changing this:

"viewId XHTML page, page01.xhtml"

to this:

"template-client XHTML page, page01.xhtml"

#### B.4.12.8. Missing description in VDLDocs for name attribute of f:viewParam

The VDLDocs for f:viewParam are missing documentation of the "name" attribute, which is pretty important since it is required.

#### B.4.12.9. VLDDocs on "for" attribute of f:viewParam claim it can be used in a CC

The VDLDocs for f:viewParam claim that the "for" attribute is supported. I just checked Mojarra's jsf-api and UIViewParameter.java does not support the "for" attribute, since it does not have a getter/setter for "for" like HtmlOutputLabel does. There are restrictions on f:viewParam such that it may only be used inside of f:metadata, and f:metadata may only be used inside of f:view. So that disqualifies the f:viewParam tag from being able to be used inside of a Composite Component. Therefore I recommend that the documentation of the "for" attribute be totally removed.

#### B.4.12.10. Miscellaneous VDLDoc items

- VDLDocs for "execute" attribute of f:ajax say (must evaluate to java.lang.Object) but then say "Evaluates to Collection"
- VDLDocs f:selectItem lists the new JSF 2.0 "noSelectionOption" but is not colored green to indicate "new in JSF 2.0" and the link for f:selectItem in the navigation frame needs to be orange
- VDLDocs for f:validateBean should have all of its attributes in green to indicate "new in JSF 2.0" since it is a new tag.
- VDLDocs for f:validateRegex has a typo in the description which reads "RegexpValidator" rather than "RegexValidator"
- In spec, the "Changes between 1.2 and EDR2" section refers the reader to section 3.5.2 for the addition of "javax.faces.RegularExpressionValidator" but actually it should be section 3.5.5
- VDLDocs for h:button say that the outcome attribute is not required, but really it should be required otherwise there is no purpose of f:button—you would end up navigating back to the current view. The whole point of f:button is to perform navigation to a different view that potentially contains view parameters. Why have a bookmarkable URL back to itself?
- VDLDocs for h:button don't mention a disabled attribute, but the h:link one does have the disabled attribute. My guess would be that both should have this attribute?
- VDLDocs for h:outputScript and h:outputStylesheet should indicate that even though the UIOutput class implements the ValueHolder interface, the converter and value attributes are basically ignored by the renderers, since the value attribute has no meaning. This is basically a design flaw—a new class named UIOutputResource should have been created instead of UIOutput being reused.
- VDLDocs for h:outputScript and h:outputStylesheet should indicate that the "name" attribute is required, since section 2.6.1.3 implies that this is the case with the following resource pattern:

- VDLDocs for h:outputScript needs to have all the possible values for the target attribute documented. I think the only valid values are "head", "body", and "form"
- VDLDocs for h:graphicImage has a dead hyperlink to "Common Algorithm for Obtaining A Resource to Render"
- VDLDocs for h:selectManyCheckbox indicate orange for the collectionType and hideNoSelectionOption attributes but they should be green to indicate "new in JSF 2.0"
- VDLDocs for h:selectManyCheckbox says that the return type must evaluate to a String, but that's not entirely true. It can also evaluate to a concrete class that implements java.util.Collection
- VDLDocs for ui:param have two "name" attributes specified. The second one should be the "value" attribute

#### B.4.12.11. Should TLDDocs now be VDLDocs?

The Spec introduces this term VDLDocs (which as I said in the other email, was formerly PDLDocs), but it also refers the reader to the TLDDocs. Should we just settle on VDLDocs as the standard term throughout the Spec?

#### B.4.12.12. Typo in VDLDocs for f:event.

The VDLDocs for f:event specify a "name" attribute, but the Description column of the page talks about a "type" column (not "name"), which would be consistent with Section 3.4.3.4 of the Spec which talks about a "type" column.

Jim Driscoll verified that there is a doc bug in the VDLDocs for f:event and that the "name" attribute is actually "type"

#### B.4.13. Accepted Changes from JCP Change Log for JSF 2.0 Rev a

The referenced spec public issue number can be found in the issue tracker at <https://github.com/eclipse-ee4j/faces-api/issues/>

ID	Category	Description	Fixed in Source Code Repository of Specification	Issue
C002	Errata	Section 5.6.2.2 is out of sync with the current resolver implementation.	yes	<a href="#">Issue ID:848</a>
C004	Errata	RenderKitDoc for <i>OutcomeTarget</i> Renderers are incorrect with respect to intended design. Refer to <a href="#">appendixB-changelog.html#UNKNOWNChangeC006</a> in the footnotes section below.	yes	<a href="#">Issue ID:823</a>

C007	Errata	Section JSF.11.4.7 Ordering. After the sentence "The <others /> element must be handled as follows" add a bullet point: "The <others /> element represents a set of application configuration resources. This set is described as the set of all application configuration resources discovered in the application minus the one currently being processed, minus the application configuration resources mentioned by name in the <ordering /> section. If this set is the empty set, at the time the application configuration resources are being processed, the <others > element must be ignored."	yes	<a href="#">Issue ID:824</a>
C008	Errata	taglib docs for composite:interface are missing documentation for <i>componentType</i> attribute.	yes	<a href="#">Issue ID:849</a>
C011	Errata	Section JSF.3.6.2.1 Composite Component Metadata Specification. Add <i>BehaviorHolderAttachedObjectTarget</i> after iii. <i>ActionSource2AttachedObjectTarget</i>	yes	<a href="#">Issue ID:825</a>
C012	Errata	Javadocs for <i>ResourceHandler.createResource(String resourceId)</i> need to be amended to state that if there is an error in argument <i>resourceId</i> , null must be returned by this method.	yes	<a href="#">Issue ID:851</a>
C013	Errata	PDL DOCS: f:event listener attribute clarification:Change description to: "A method expression that JSF invokes when an event occurs. That event is specified with the name attribute."	yes	<a href="#">Issue ID:586</a>
C015	Errata	<i>UIViewRoot.setBeforePhaseListeners()</i> removed the statement that all phases including <i>RestoreView</i> will have their <i>beforePhaseListeners</i> called. Reverted to the way it was in 1.2	yes	<a href="#">Issue ID:826</a>
C016	Errata	Section 2.6.2.1 Relocatable Resources: code snippet: <f:view.../> should be <f:view...>	yes	<a href="#">Issue ID:565</a>
C017	Errata	<i>UISelectItem</i> doesn't mention <i>itemEscaped</i> .	yes	<a href="#">Issue ID:430</a>
C018	Errata	<i>ViewDeclarationLanguage.retargetAttachedObjects()</i> misses talking about Behaviors	yes	<a href="#">Issue ID:827</a>
C021	Errata	ui:insert missing existing "name" attribute, implemented, tested, but not documented	yes	<a href="#">Issue ID:667</a>
C022	Errata	<i>f:valueChangeListener</i> missing "for" attribute. Implemented, tested, but not documented	yes	<a href="#">Issue ID:828</a>
C023	Change	in facelets VDLdoc, mark f:verbatim and f:subview as deprecated	no	<a href="#">Issue ID:852</a>

C024	Errata	Add an assertion to section 10.3.1 stating that EL expressions that appear in the facelet XHTML page must appear in the rendered view as if they were the right hand side of the value attribute of an <code>&lt;h:outputText&gt;</code> at the same point in the page as the EL expression	yes	<a href="#">Issue ID:829</a>
C027	Errata	web-facelettaglibrary_2_0.xsd type incorrect for composite-library-name. Should be <b>java:string</b>	no	<a href="#">Issue ID:854</a>
C028	Errata	<code>ui:remove</code> VDLDoc has attribute with no name	no	<a href="#">Issue ID:842</a>
C029	Errata	<code>ui:param</code> has attribute duplicated. One of them should be "value"	yes	<a href="#">Issue ID:855</a>
C030	Errata	RenderKit Docs <code>javax.faces.CompositeFacet</code> change " The implementation of <code>encodeBegin()</code> , must obtain " to be " The implementation of <code>encodeChildren()</code> , must obtain "	no	<a href="#">Issue ID:843</a>
C031	Errata	VDL docs state that <code>composite:attribute</code> has a target attribute with <code>required=true</code> . This attribute is not really required on <code>composite:attribute</code> .	yes	<a href="#">Issue ID:644</a>
C032	Errata	Mention in spec that Objects put in view scope may need to be Serializable	yes	<a href="#">Issue ID:830</a>
C033	Errata	Modify the javadoc for <code>ResourceHandler</code> to state that for resources residing at <code>META-INF/resources/&lt;resourceidentifier&gt;</code> . The implementation is not required to support the optional <code>libraryVersion</code> and <code>resourceVersion</code> segments	yes	<a href="#">Issue ID:844</a>
C034	Change	Modify table 5-10 to state that implicit object <code>cc</code> returns the current composite component, relative to the composite component markup page in which the expression appears	yes	<a href="#">Issue ID:831</a>
C035	Errata	3.6.2.1 Modify composite component metadata specification to state that, within the <code>cc:interface</code> element, the following attributes are not available unless <code>ProjectStage</code> is <code>Development</code> : <code>displayName</code> , <code>expert</code> , <code>hidden</code> , <code>preferred</code> , <code>shortDescription</code>	yes	<a href="#">Issue ID:832</a>
C037	Errata	<code>UIComponent.restoreState()</code> javadocs must be changed to <b>say</b> NPE is thrown if context is null, but no action is taken if state argument is null	yes	<a href="#">Issue ID:845</a>
C040	Errata	VDLDocs for <code>f:metadata</code> . Don't mention <code>f:view</code> . State, "This tag must reside within the top level facelet page whose filename corresponds ot the <code>viewid</code> being loaded."	yes	<a href="#">Issue ID:856</a>

C043	Errata	Document <i>SEPARATOR_CHAR</i> in section 11.1.3 where all the other context-params are documented	yes	<a href="#">Issue ID:833</a>
C044	Errata	Section 11.4.6 doesn't include <i>ViewDeclarationLanguage</i> , <i>VisitContextFactory</i> , <i>ExceptionHandlerFactory</i> , <i>PartialViewContext</i> , <i>TagHandlerDelegateFactory</i> as decoratable	yes	<a href="#">Issue ID:834</a>
C046	Errata	Section 10.4.1.1 specifies the use of <i>AjaxBehaviors</i> <i>pushBehavior</i> but <i>AjaxBehaviors</i> is an implementation detail (the class exists under com package)	yes	<a href="#">Issue ID:836</a>
C047	Errata	Add "defaults" for "execute", "render" <i>AjaxBehavior</i> in vldocs.	yes	<a href="#">Issue ID:568</a>
C048	Errata	JSP should not have <i>f:viewParam</i> . Facelets <i>f:viewParam</i> must have <i>name</i> attribute.	yes	<a href="#">Issue ID:656</a>
C049	Errata	Spec section 3.2.5 is empty. Fix that	yes	<a href="#">Issue ID:835</a>
C050	Errata	Spec for <i>UIComponent.setParent()</i> incomplete	yes	<a href="#">Issue ID:837</a>
C054	Errata	<i>f:event name</i> attribute should be type.	yes	<a href="#">Issue ID:639</a>
C058	Errata	Section 14.4.1: Table 14-4: responseTxt should be responseText. Table 14-4: Add <i>status</i> property; Table 14-4: There is no "name" property. Table 14-3: reorder "status" values to be in chronological order. Section 14.4.1.1: Fix use case.	yes	<a href="#">Issue ID:642</a>
C060	Change	Replace the last sentence in the javadoc for <i>FacesServlet.service()</i> to say "The implementation must make it so <i>FacesContext.release()</i> is called within a finally block as late as possible in the processing for the JSF related portion of this request".	yes	<a href="#">Issue ID:846</a>
C061	Change	Non-normatively document that JavaBeans PropertyEditors will be used for EL Coercion. Mention this in the context of JSF converters	yes	<a href="#">Issue ID:838</a>
C062	Change	In 3.1.5, explicitly mention not to use view scope	yes	<a href="#">Issue ID:839</a>
C063	Change	7.4.1 Clarify that, in the case of navigation actions, an empty string should be treated the same way as null: stay on the same page.	yes	<a href="#">Issue ID:747</a>
C064	Change	Correct <i>StateHolder.setTransient</i> JavaDoc (specified backwards)	yes	<a href="#">Issue ID:840</a>

C065	Change	Correct typos in <i>Composite.tld</i> (for pdldocs). Specifically, quotes around <i>actionListener</i> , <i>method-signature</i> (spelling). Also clarify the default value "false" for "required" attribute.	yes	<a href="#">Issue ID:841</a>
C066	Change	Specify that the Component Resource container facet must be marked transient. Specifically, the JavaDocs for <i>UIViewRoot.getComponentResources</i> should include: "Set the transient property of the facet to true."	yes	<a href="#">Issue ID:800</a>
C068	Change	Modify the facelet taglib xsd so that older versions of taglibs are acceptable.	yes	<a href="#">Issue ID:744</a>
C069	Change	Make sure vdldocs for <i>f:event</i> list event all possible event types	yes	<a href="#">Issue ID:712</a>
C072	Errata	Neither <i>applyNextHandler</i> of <i>DelegatingMetaTagHandler</i> or <i>nextHandler</i> of <i>TagHandler</i> are documented.	yes	<a href="#">Issue ID:780</a>
C073	Errata	Specify <i>f:ajax execute/render id</i> behavior in vdldocs (as outlined in Section 10.4.1.1 of the spec).	yes	<a href="#">Issue ID:567</a>
C074	Errata	<i>&lt;view-param&gt;</i> has no business being a child of <i>&lt;redirect&gt;</i> and should be renamed to <i>&lt;redirect-param&gt;</i> .	yes	<a href="#">Issue ID:698</a>
C075	Errata	<i>includeViewParams</i> implicit navigation flag should be <i>faces-include-view-params</i> .	yes	<a href="#">Issue ID:699</a>
C077	Errata	Event broadcasting should apply to Behaviors (not just ClientBehaviors).	yes	<a href="#">Issue ID:798</a>
C078	Errata	<i>PostAddToViewEvent</i> delivery specification needs clarification. Clarify <i>UIComponent.getParent</i> and <i>getChildren</i> for consistency.	yes	<a href="#">Issue ID:805</a>
C079	Errata	RenderKit Docs - <i>TableRenderer</i> :Clarification - the docs say to render the footer the same as the header which causes the problem.	yes	<a href="#">Issue ID:255</a>
C080	Errata	RenderKit Docs - <i>ButtonRenderer</i> Encode behavior w/r/t <i>onclick</i> attribute - should not be passthrough attribute.	yes	<a href="#">Issue ID:257</a>
C081	Errata	<i>h:message</i> "for" attribute is mis-specified:"for" attribute should be relative id (not <i>clientid</i> ).	yes	<a href="#">Issue ID:266</a>
C082	Errata	clarify whether expression of binding-attribute of <i>f:xxxxListener</i> should be evaluated on postback.	yes	<a href="#">Issue ID:320</a>
C083	Errata	Option rendering, specifically when dealing with <i>SelectItemGroups</i> , is too generic.	yes	<a href="#">Issue ID:420</a>



C084	Errata	submittedValue get/set methods underspecified	yes	<a href="#">Issue ID:434</a>
C085	Errata	Current wording in renderkit docs leads to double encoding of query parameters	yes	<a href="#">Issue ID:436</a>
C086	Errata	SelectManyCheckBox Clarification	yes	<a href="#">Issue ID:466</a>
C087	Errata	PDL document for JSTL(Facelets) has the incorrect URI for the NameSpace.	yes	<a href="#">Issue ID:509</a>
C088	Errata	API docs missing for ExceptionEventContext.	yes	<a href="#">Issue ID:515</a>
C089	Errata	composite:attribute component documentation for the attribute type should be for attribute method-signature.	yes	<a href="#">Issue ID:524</a>
C090	Errata	The UML Diagram for javax.faces.event is out of date.	yes	<a href="#">Issue ID:525</a>
C091	Errata	Minor typo in the Interface BehaviorHolder API.	yes	<a href="#">Issue ID:534</a>
C092	Errata	Two references to the itemLabelEscaped attribute.	yes	<a href="#">Issue ID:536</a>
C093	Errata	Missing class description for javax.faces.event.PostValidateEvent and javax.faces.event.PreValidateEvent.	yes	<a href="#">Issue ID:537</a>
C094	Errata	Section 3.7.5 typo - ClientBehaviorHolder should be ClientBehaviorHolder.	yes	<a href="#">Issue ID:540</a>
C095	Errata	Section 4.1.3 typo - NamingContaier should be NamingContainer.	yes	<a href="#">Issue ID:541</a>
C096	Errata	API Docs: Application.publishEvent: Docs say to throw NPE if any of the arguments is null. However, sourceBaseType arg can be null.	yes	<a href="#">Issue ID:553</a>
C097	Errata	Facelets TLD Docs: Missing "for" attribute for "message" and "messages" tags.	yes	<a href="#">Issue ID:558</a>
C099	Errata	ResourceHandler docs: Clarify that relative paths are disallowed in library names.	yes	<a href="#">Issue ID:577</a>
C100	Errata	Renderkit Docs: h:link - Formatting - add paragraphs	yes	<a href="#">Issue ID:588</a>
C101	Errata	Spec Section 2.5.9: Fix Grammar: "The first client behavior to provided by the JSF specification is the AjaxBehavior." should be: "The first client behavior provided by the JSF specification is the AjaxBehavior."	yes	<a href="#">Issue ID:590</a>

C102	Errata	Spec Section 9.4 doesn't list all the validation tags and it lists the validateDoubleRange tag twice.	no	<a href="#">Issue ID:591</a>
C103	Errata	Vlddocs and Spec section 3.6.2.1 have component:actionSource target attribute with commas as delimiters - should be "space" as delimiter.	yes	<a href="#">Issue ID:592</a>
C104	Errata	Spec Section 7.4.1: getNavigationCase should return NavigationCase and not void.	yes	<a href="#">Issue ID:605</a>
C105	Errata	Spec Section 10.4.1.4 says: f:validateBean should extend validateHandler. Should be ValidatorHandler.	yes	<a href="#">Issue ID:615</a>
C106	Errata	Typo: Pages in the TLD docs says "JSF 2.0 Page Decraration Language". Should be "Declaration".	yes	<a href="#">Issue ID:617</a>
C107	Errata	Typos: Table 14-1, 14-2, page 14-3.	yes	<a href="#">Issue ID:629</a>
C108	Errata	UIData.invokeOnComponent docs need to be updated to include handling of column level facets.	yes	<a href="#">Issue ID:632</a>
C109	Errata	Spec Section 3.5.6.1 needs to be corrected to state that default validators are added during tag execution time.	yes	<a href="#">Issue ID:635</a>
C110	Errata	validateBean and validateRequired tags need to be removed from the Jakarta Server Pages PDL documentation	yes	<a href="#">Issue ID:645</a>
C111	Errata	jsf.ajax.response update element clarification needed in JavaScript docs.	yes	<a href="#">Issue ID:646</a>
C112	Errata	Spec Section 10.4.1.1: Clarify what happens when nesting and wrapping f:ajax tags collide.	yes	<a href="#">Issue ID:652</a>
C113	Errata	Typo: Spec Section 8.3.1: "renderkit-id" should be "render-kit-id" and "renderkit" should be "render-kit".	yes	<a href="#">Issue ID:660</a>
C114	Errata	Add "rendered" attribute to VDL docs for ui:component and ui:fragment.	yes	<a href="#">Issue ID:661</a>
C115	Errata	JavaDocs for UIComponent.processValidators is incomplete. It should mention <i>popComponentFromEL</i> .	yes	<a href="#">Issue ID:664</a>
C116	Errata	Dead link in VDL docs.	yes	<a href="#">Issue ID:666</a>
C117	Errata	Spec Section 2.5.2.4: Standard messages for LengthValidator are confusing.	yes	<a href="#">Issue ID:668</a>
C118	Errata	Spec/pdl docs don't say what the default is for "target" in h:outputScript.	yes	<a href="#">Issue ID:673</a>

C119	Errata	partial-view-context-factory is only mentioned in the schema part of the spec. Houls be added to Spec Section 13.4.2.	yes	<a href="#">Issue ID:705</a>
C120	Errata	Specification edits needed - see: <a href="#">here</a>	no	<a href="#">Issue ID:714</a>
C121	Errata	Typo - Spec Section 7.5.2: "ViewHanlder" should be "ViewHandler"; "renderView" and "restoreView" methods should call "ViewDeclarationLanguage.renderView" and "ViewDeclarationLanguage.restoreView".	yes	<a href="#">Issue ID:729</a>
C122	Errata	Spec Section 2.6.1.3: Specify that a libraryName or resourceName contains only XML NameChar, but not a colon; a libraryName or resourceName does not match the regex "[0-9]+(_[0-9]+)* or [A-Za-z]{2}(_[A-Za-z]{2}(_[A-Za-z]+)*)?"	yes	<a href="#">Issue ID:740</a>
C123	Errata	Typos in PDLDocs for ui:repeat	yes	<a href="#">Issue ID:743</a>
C124	Errata	Remove "partial-traversal" application element from the spec as it does not exist in the schema.	yes	<a href="#">Issue ID:767</a>
C125	Errata	Add mssing ID attributes to schema for: faces-config-orderingType,faces-config-ordering-orderingType,faces-config-absoluteOrderingType,faces-config-default-valueType,faces-config-from-view-idType,faces-config-client-behavior-rendererType,faces-config-behaviorType,faces-config-value-classType,faces-config-rendererType	yes	<a href="#">Issue ID:768</a>
C126	Errata	UIInput JavaDocs: Specify the handling of conversion failures.	yes	<a href="#">Issue ID:775</a>
C127	Errata	EditableValueHodler JavaDocs: Missing "@Since 2.0" for "resetValue" method.	yes	<a href="#">Issue ID:779</a>
C128	Errata	VDL documentation for f:selectItem references the "escape" attribute. It should be "itemEscaped".	yes	<a href="#">Issue ID:788</a>
C129	Errata	Specify description for "f:param" "disabled" attribute.	yes	<a href="#">Issue ID:794</a>
C130	Errata	Simplify PostRestoreStateEvent delivery requirements.	yes	<a href="#">Issue ID:806</a>

---

## B.5. Changes in versions below 2.0 Final

See the JavaServer Faces specification document for these changes. The change log items are removed from this document in Jakarta Server Faces specification version 3.0.

---

[.footnoteNumber]# 1.# Typically, component selection will be driven by the occurrence of special markup (such as the existence of a Jakarta Server Pages custom tag) in the template text associated with the component tree.

[.footnoteNumber]# 2.# For example, this technique is used when custom tags in Jakarta Server Pages pages are utilized as the rendering technology, as described in [Integration with Jakarta Server Pages](#).

[.footnoteNumber]# 3.# The default *ViewHandler* implementation performs a *RequestDispatcher.forward* call to the web application resource that will actually perform the rendering, so it expects the tree identifier to be the context-relative path (starting with a / character) of the web application resource

[.footnoteNumber]# 4.# In a Jakarta Server Pages environment, these steps are performed by a custom tag extending *ConverterTag*.

[.footnoteNumber]# 5.# Accessing attributes via this Map will cause the creation of a session associated with this request, if none currently exists.

[.footnoteNumber]# 6.# Converters can also be requested based on the object class of the value to be converted.

[.footnoteNumber]# 7.# It is an error to specify more than one `<navigation-case>`, nested within one or more `<navigation-rule>` elements with the same `<from-view-id>` matching pattern, that have exactly the same combination of `<from-xxx>`, unless each is discriminated by a unique `<if>` element.

[.footnoteNumber]# 8.# The presence of the `<if>` element in the absence of the `<from-outcome>` element is characterized as an alternate, contextual means of obtai

ning a logical outcome and thus the navigation case is checked even when the application action returns a a null (or void) outcome value.

[.footnoteNumber]# 9.# Note that multiple conditions can be checked using the built-in operators and grouping provided by the Expression Language (e.g., and, or, not).

[.footnoteNumber]# 10.# Or, equivalently, with no `<from-view-id>` element at all.

[.footnoteNumber]# 11.# The implementation classes for attached object must include a public zero-arguments constructor.

[.footnoteNumber]# 12.# The actual *Method* selected for execution must be selected as if by calling *Class.getMethod()* and passing the method name and the parameters signature specified in the

createMethodBinding() call.

[.footnoteNumber]# 13.# If this extension is used, it must be declared in the web application deployment descriptor, as described in the Jakarta Server Pages 2.0 (or later) specification.

[.footnoteNumber]# 14.# This example illustrates a non-normative convention for naming custom actions based on a combination of the component name and the renderer type. This convention is useful, but not required; custom actions may be given any desired custom action name; however the convention is rigorously followed in the Standard HTML RenderKit Tag Library.

[.footnoteNumber]# 15.# Consistent with the way that namespace prefixes work in XML, the actual prefix used is totally up to the page author, and has no semantic meaning. However, the values shown above are the suggested defaults, which are used consistently in tag library examples throughout this specification.

[.footnoteNumber]# 16.# If you need multiple components in a facet, nest them inside a `<h:panelGroup>` custom action that is the value of the facet.

[.footnoteNumber]# 17.# In a Jakarta Server Pages 2.0 or later environment, the same effect can be accomplished by using `<include-prelude>` and `<include-coda>` elements in the `<jsp-config>` element in the web application deployment descriptor.

[.footnoteNumber]# 18.# This component has no associated `Renderer`, so the `getRendererType()` method must return `null` instead of a `renderer` type.

[.footnoteNumber]# 19.# Identified by XPath selection expressions.